



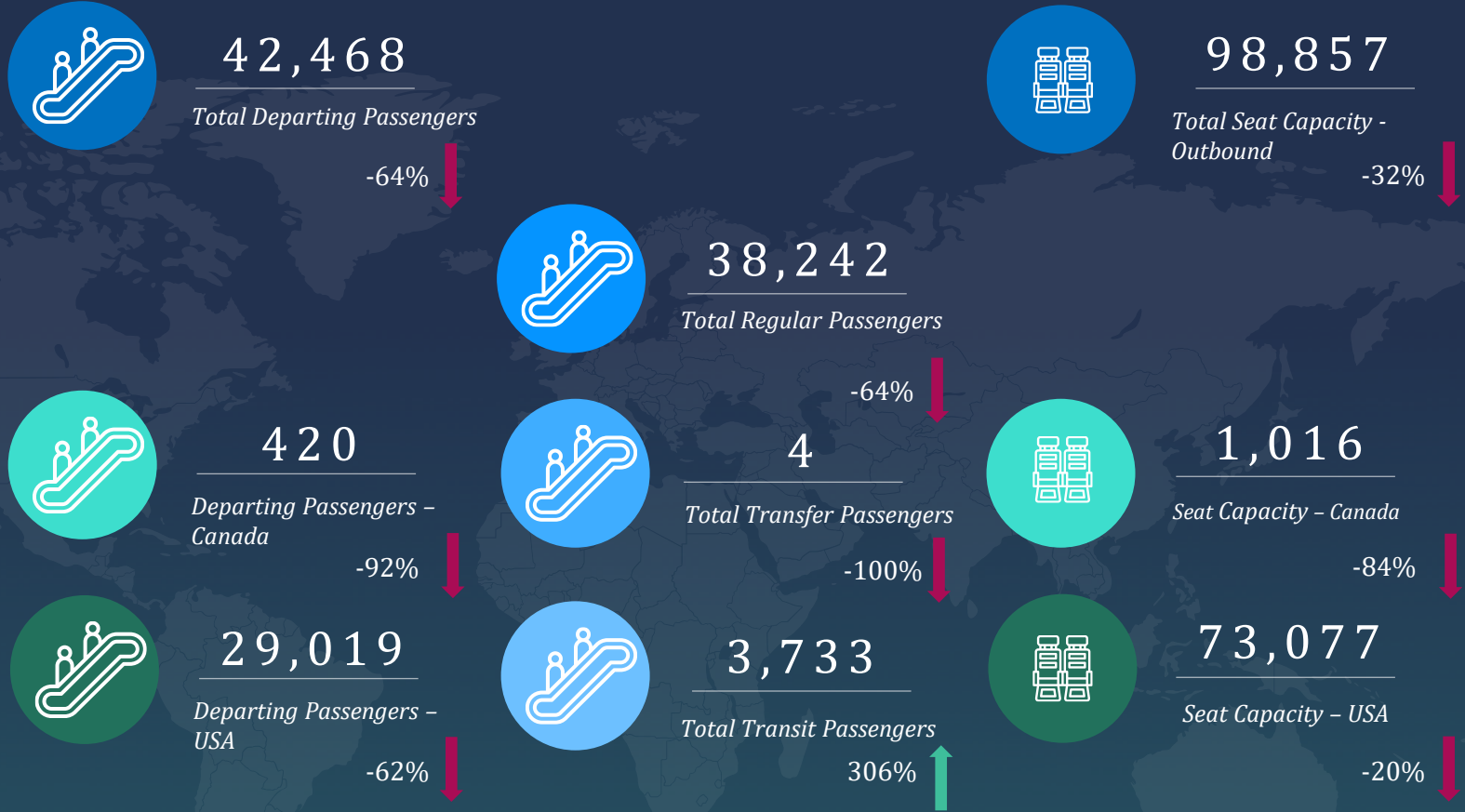
AEROPUERTO INTERNACIONAL REINA BEATRIX

Airport Traffic Statistics

YE 2020



DEPARTING PASSENGERS AND CAPACITY



DEPARTING PASSENGERS AND CAPACITY



476,236

Total Departing Passengers

-72%



721,034

Total Seat Capacity - Outbound

-58%



430,496

Total Regular Passengers

-66%



18,675

Departing Passengers - Canada

-58%



1,461

Total Transfer Passengers

-93%



22,483

Seat Capacity - Canada

-56%



331,322

Departing Passengers - USA

-64%



39,998

Total Transit Passengers

-73%



506,686

Seat Capacity - USA

-52%



Passenger Load Factor per Region


All Regions

vs. 85.3% (42.3) pts



United States

vs. 83.5% (43.4) pts



Canada

vs. 83.2% (41.4) pts



Latin America

vs. 78.3% (4.3) pts



Europe

vs. 89.3% (44.2) pts



Dutch Caribbean

vs. 54.3% (2.8) pts





Passenger Load Factor per Region

All Regions

vs. 84.9% (18.9) pts



United States

vs. 87.07% (22.6) pts



Canada

vs. 87.3% (4.2) pts



Latin America

vs. 74.9% (5.2) pts




Europe

vs. 92.3% (25.7) pts



Dutch Caribbean

vs. 64.6% (6.9) pts








➤ YE 2020



Top 5 Airlines in terms of Revenue Generating Passenger Share

YE 2020

	American Airlines (AA)	23%
	JetBlue (B6)	20%
	United Airlines (UA)	14%
	Delta Air Lines (DL)	13%
	Southwest Airlines (WN)	6%



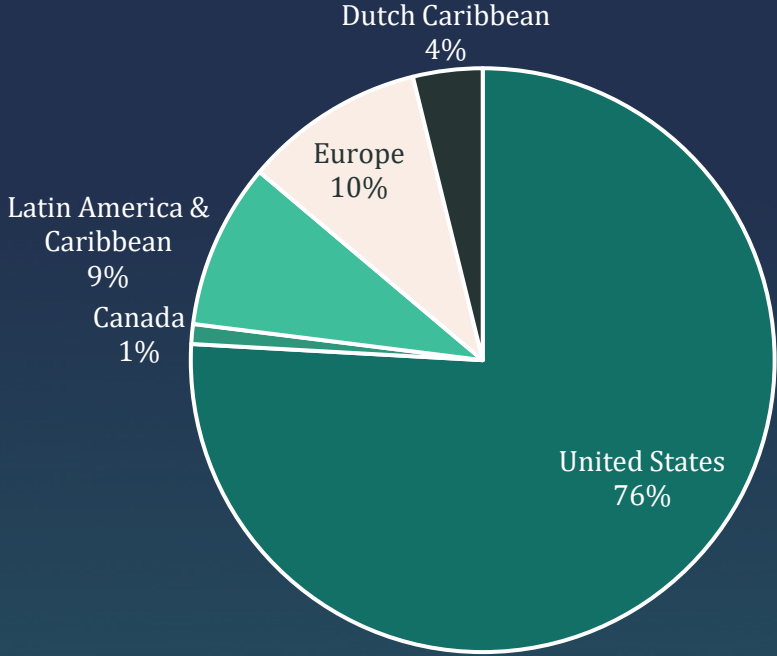
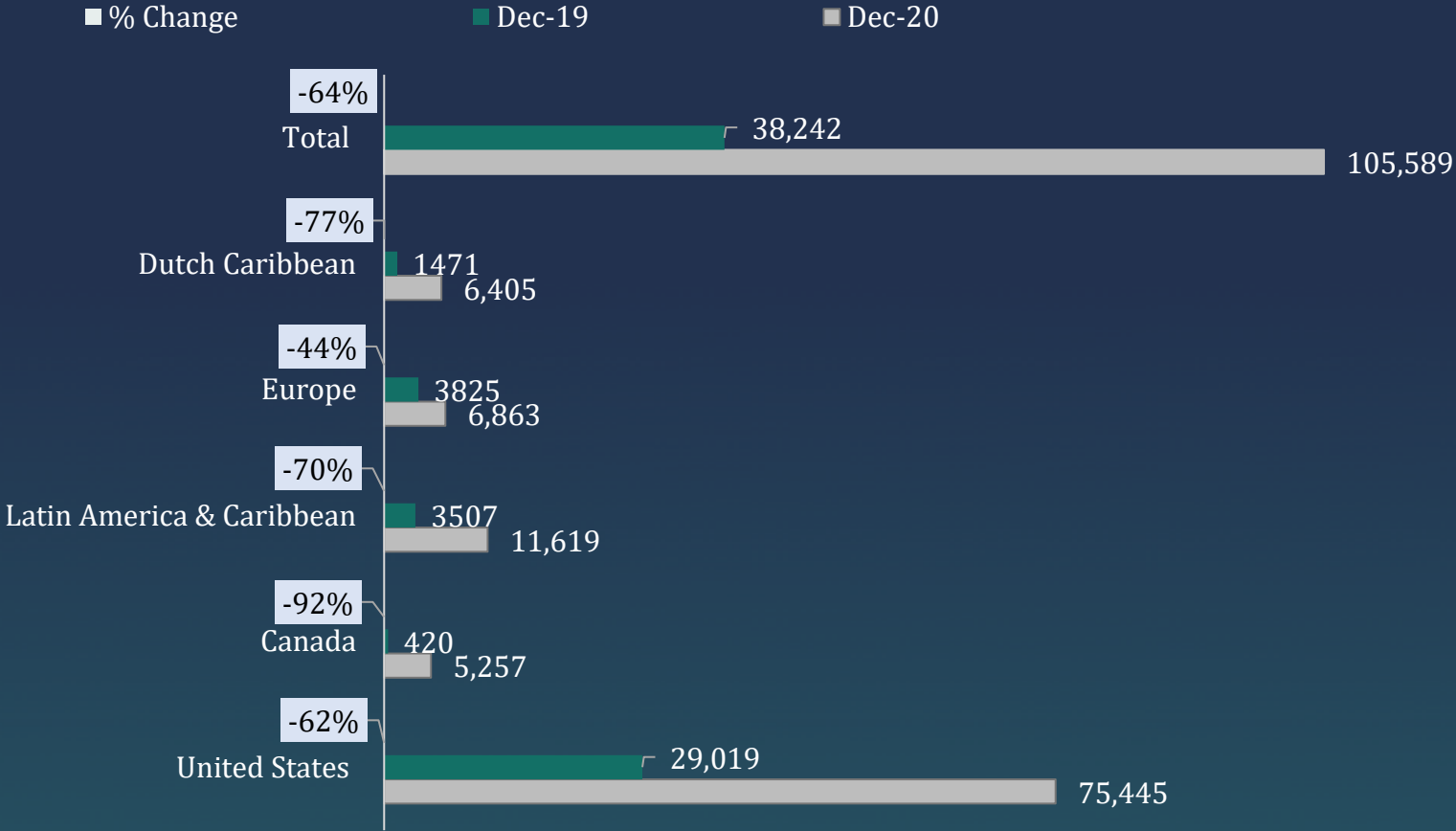
Top 5 markets in terms of Capacity Share

YE 2020

New York (JFK)	14.9%
Amsterdam (AMS)	13.8%
Newark (EWR)	9.8%
Miami (MIA)	9.0%
Charlotte (CLT)	6.8%

December 2020

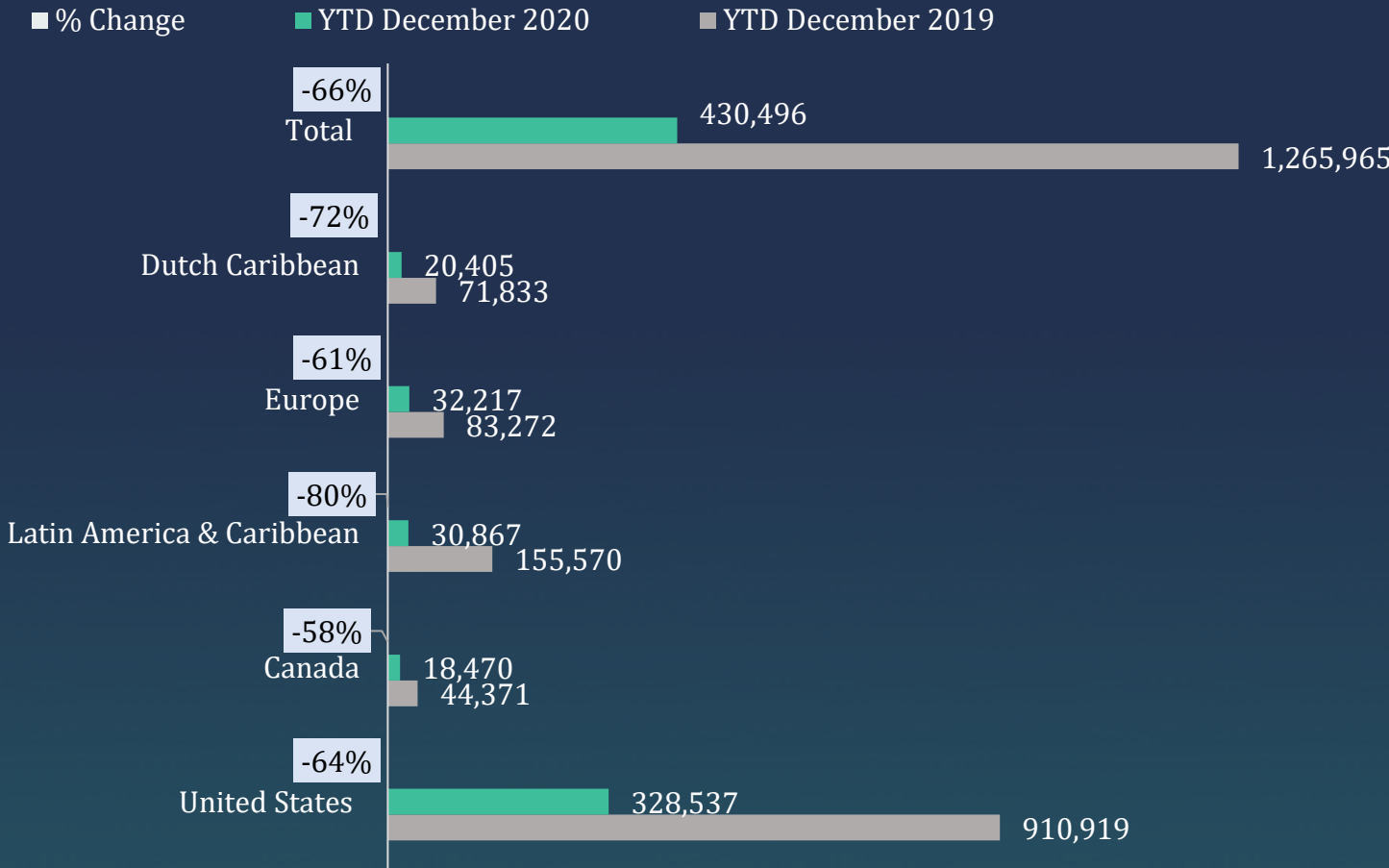
REVENUE GENERATING PASSENGERS (RGP) PER REGION



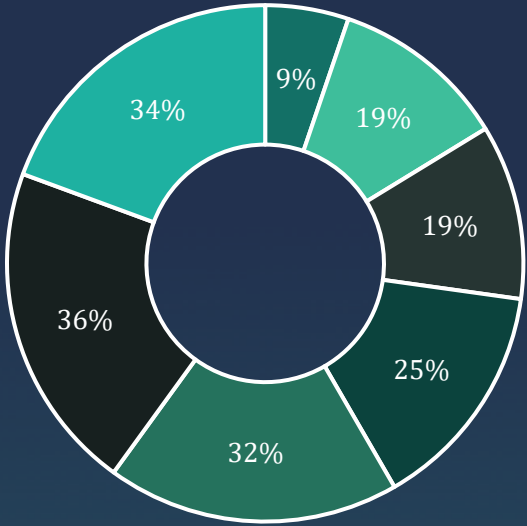
Source: AAA Dec 2020

➤ YE 2020

REVENUE GENERATING PASSENGERS (RGP) PER REGION



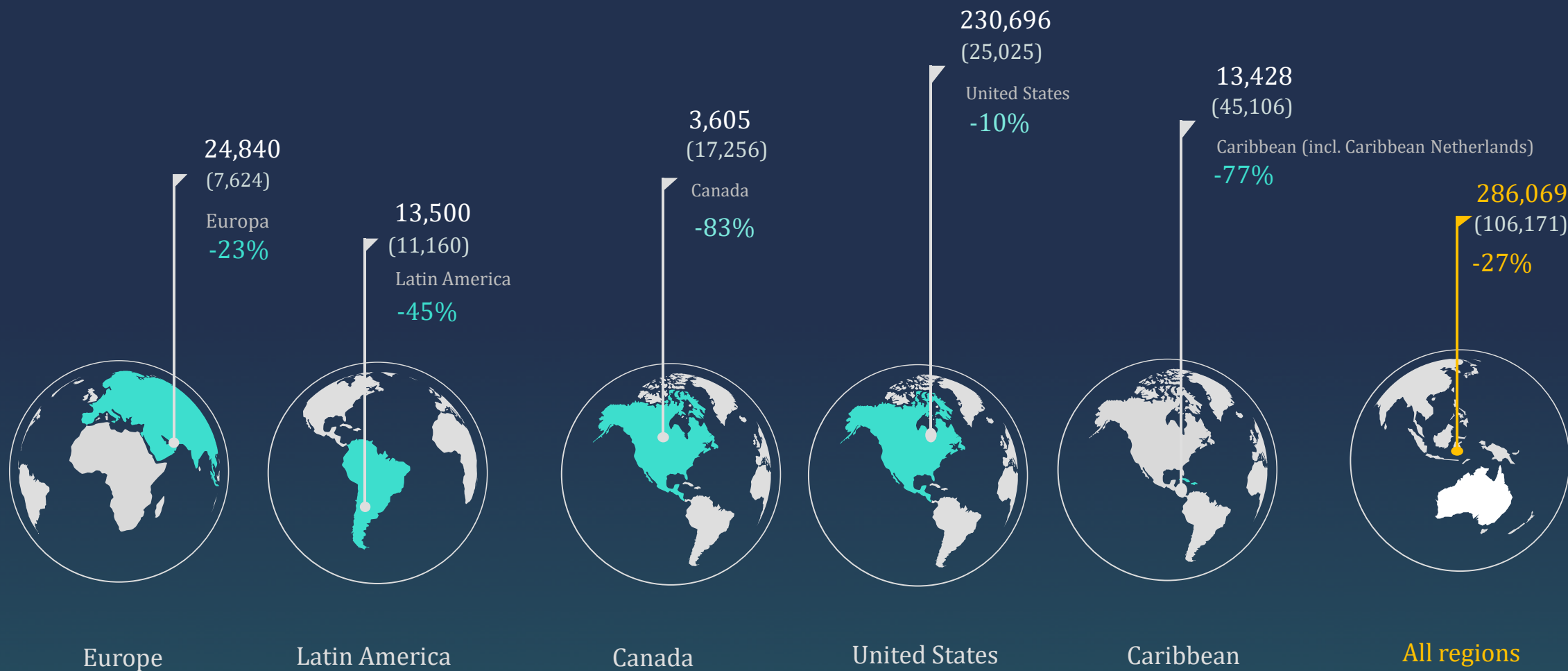
Traffic Recovery



Legend: July, Aug, Sep, Oct, Nov, Dec, YE 2020

Source: AAA YE 2020

AIR SEAT CAPACITY | Q1-2021 vs 2020



Note: Capacity numbers remain subject to change since airlines are adjusting capacity depending on the evolution of forward bookings.

Source | Aruba Airport Authority - January 2021



THANK YOU

LET'S STAY CONNECTED

