



AEROPUERTO INTERNACIONAL REINA BEATRIX

Airport Traffic Statistics

September 2021





North America

American Airlines
JetBlue
Delta Air Lines
United
Spirit
Frontier

Southwest
Sun Country
Air Canada
Westjet
Sunwing

Latin America

Avianca
Wingo
Copa

Europe

KLM
TUI

Dutch Caribbean

Divi Divi Air
EZAir
Winair

Caribbean

Sky High
Air Century

23 Airlines

24 Cities

35 Non-stop Service



➤ September

DEPARTING PASSENGERS AND SCHEDULED AIRLINE SEAT CAPACITY



74,150

Total Departing Passengers



104,837

Total Seat Capacity - Outbound



67,021

Total Regular Passengers



133

Total Transfer Passengers



189

Seat Capacity - Canada



132

Departing Passengers - Canada



6,309

Total Transit Passengers



74,118

Seat Capacity - USA



51,832

Departing Passengers - USA

➤ YTD September

DEPARTING PASSENGERS AND SCHEDULED AIRLINE SEAT CAPACITY



675,194
Total Departing Passengers

-39%



526,444
Departing Passengers - USA

-26%



624,375
Total Regular Passengers

-36%



1,166
Total Transfer Passengers

-94%



43,879
Total Transit Passengers

-62%



964,752
Total Seat Capacity - Outbound

-26%



119,614
Seat Capacity - Europe

-10%



56,955
Seat Capacity - Latin America

-75%



747,220
Seat Capacity - USA

-9%

➤ September

PASSENGER LOAD FACTOR (PLF) BY REGION



All Regions




United States



Canada





Latin America



Europe



Dutch Caribbean



➤ YTD September

PASSENGER LOAD FACTOR (PLF) BY REGION



All Regions

vs. 85.4% (15.4) pts



United States

vs. 85.5% (15.7) pts




Canada

vs. 86.6% (29.4) pts



Latin America

vs. 52.0% (7,6) pts




Europe

vs. 93.1% (20.3) pts



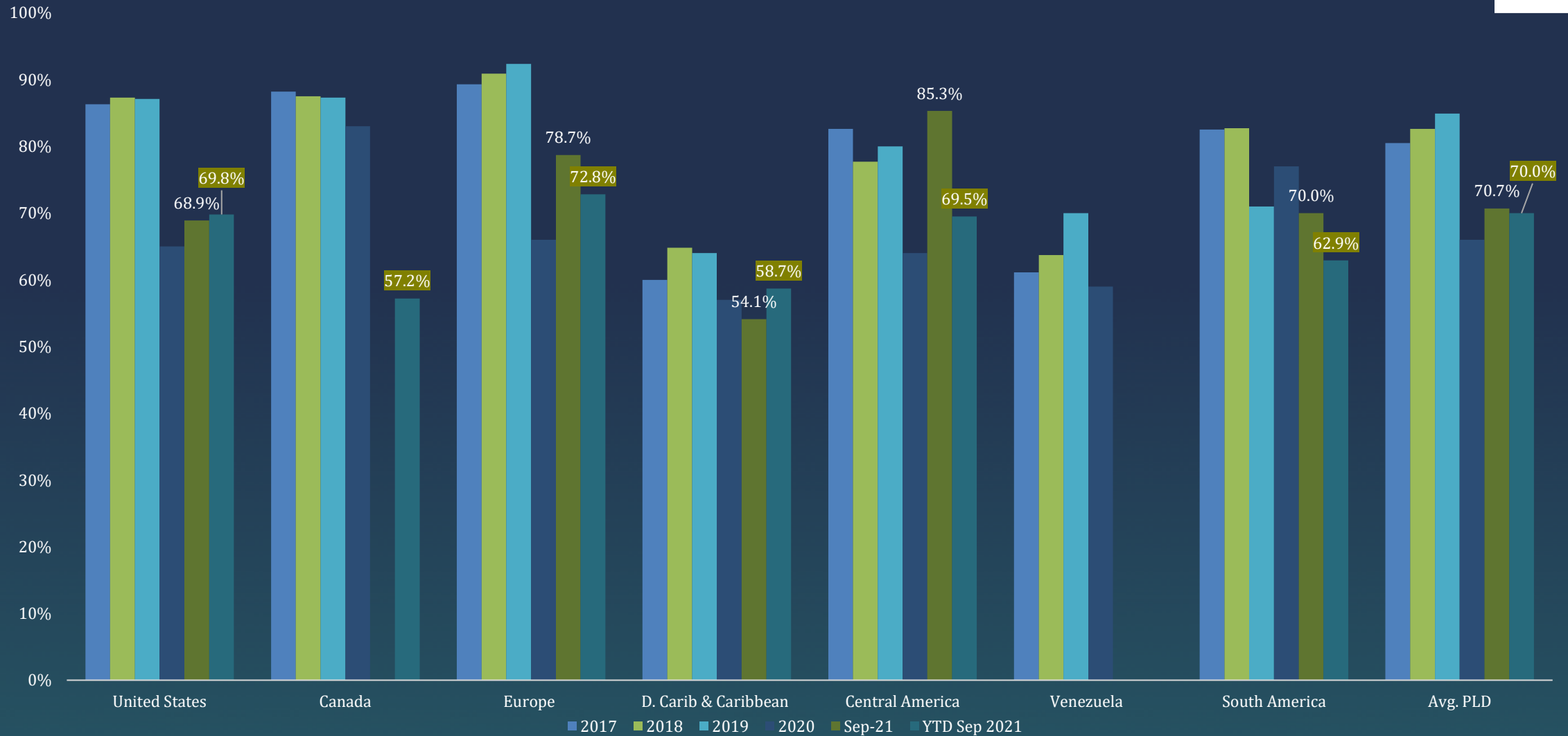
Dutch Caribbean

vs. 64.8% (6.1) pts

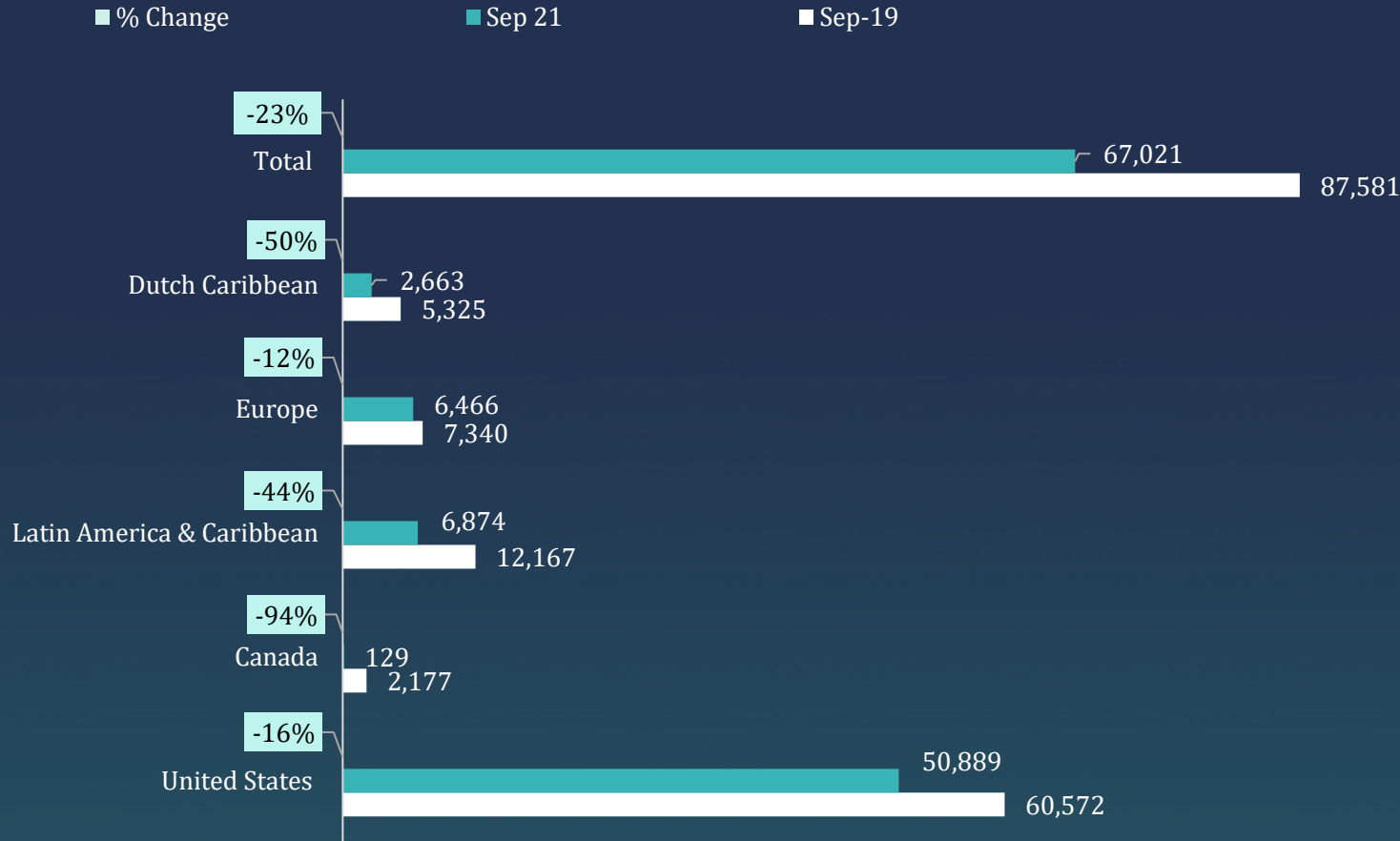


➤ YTD Sep 2021

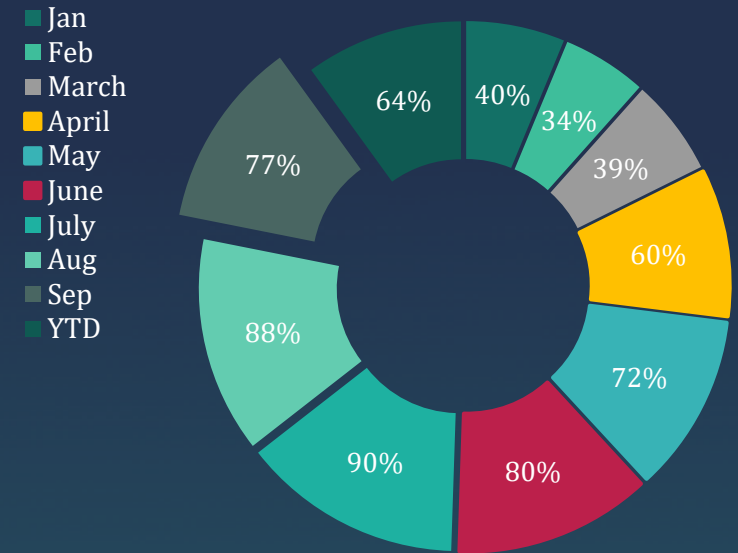
PASSENGER LOAD FACTOR (PLF) BY REGION



REVENUE GENERATING PASSENGERS (RGPs) BY REGION

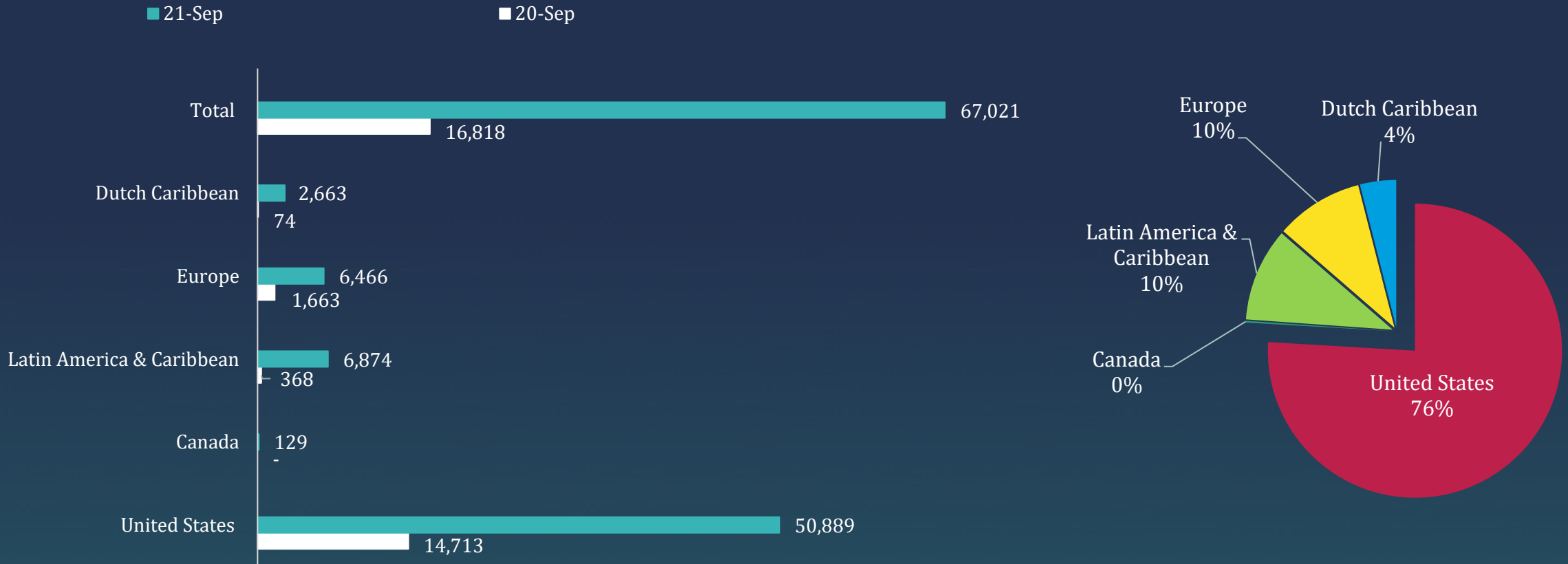


Traffic Recovery Rate vs. 2019



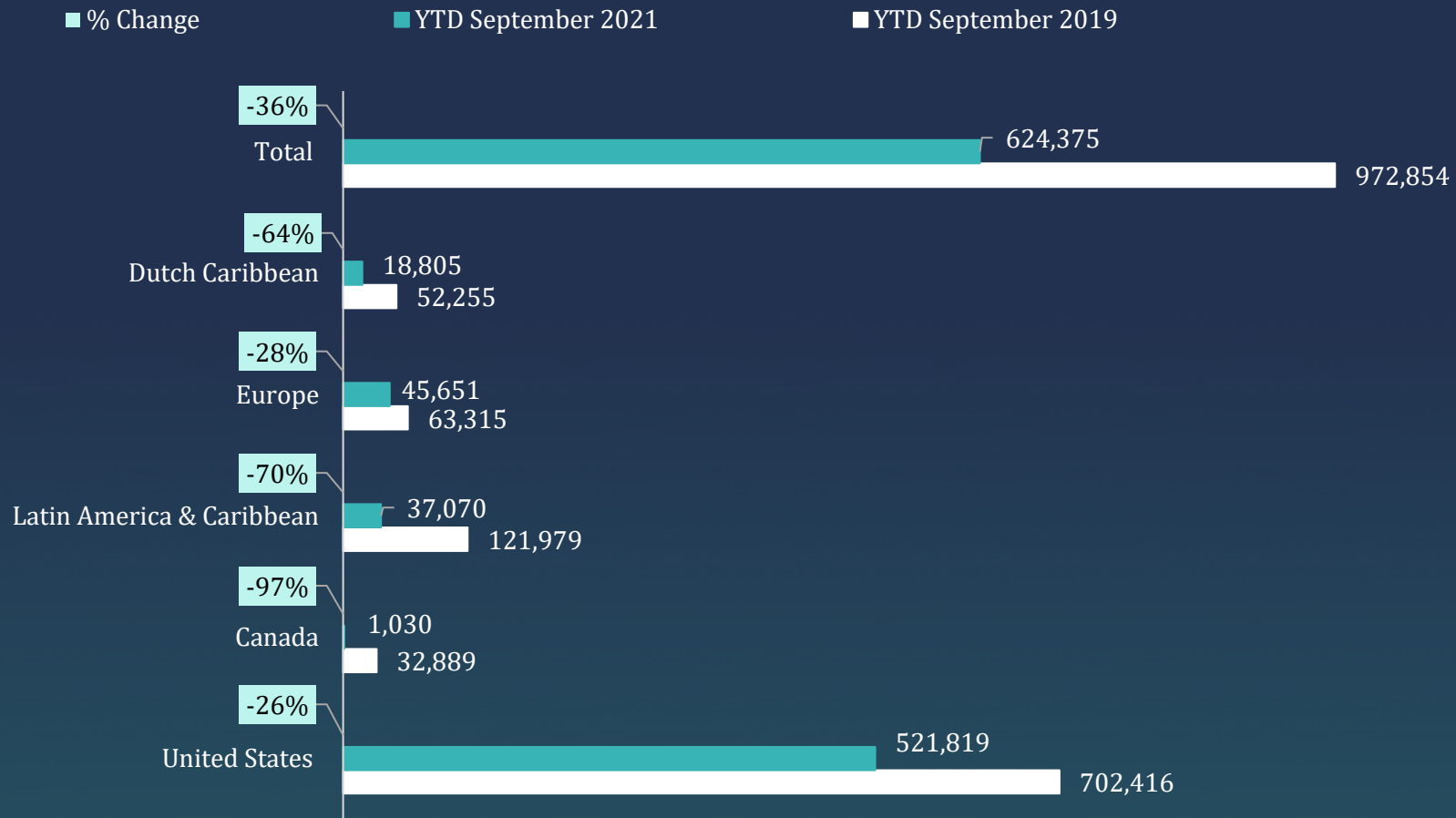
➤ September 21 vs 20

REVENUE GENERATING PASSENGERS (RGPs) BY REGION



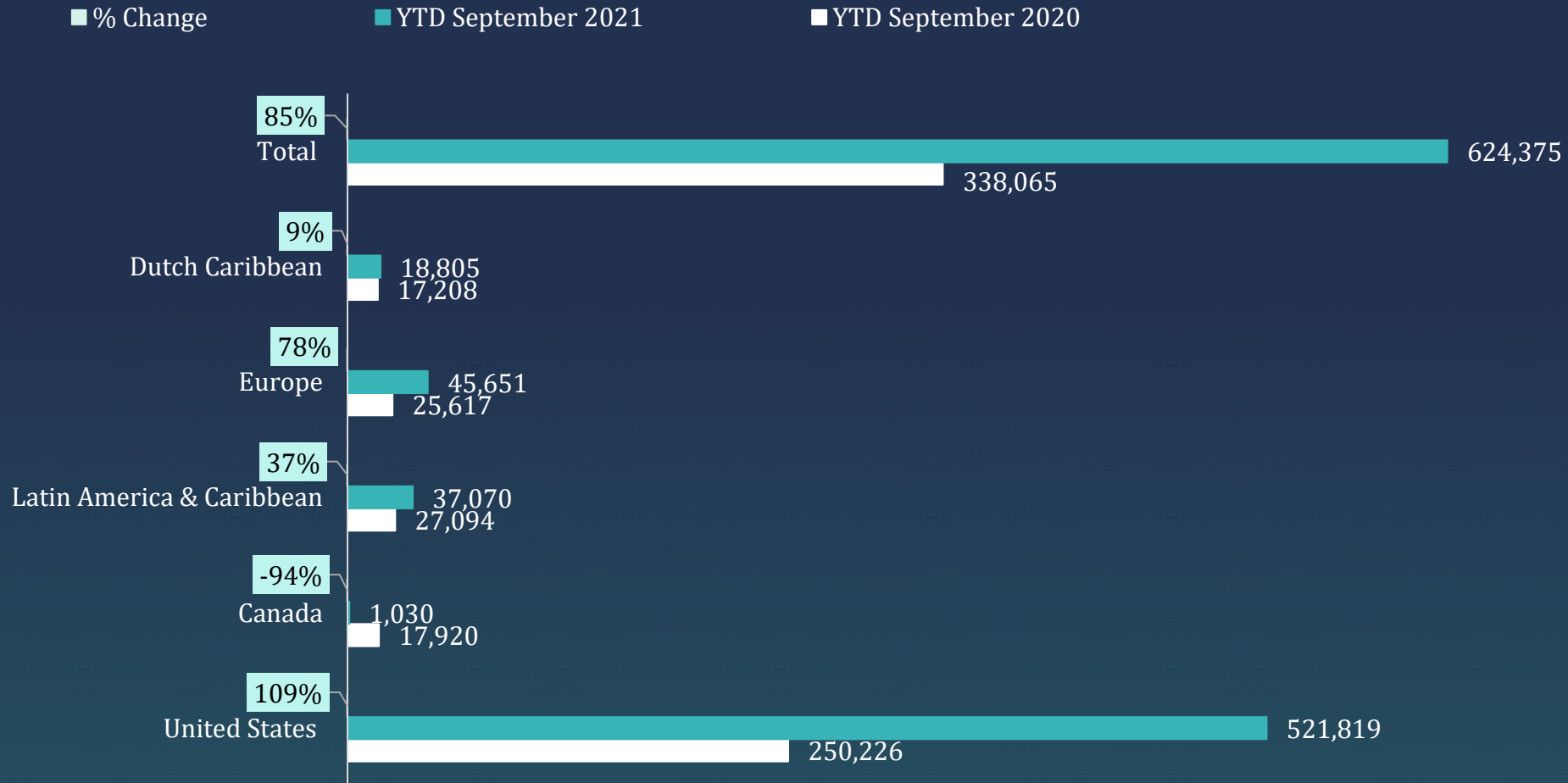
YTD
September 21 vs 19

REVENUE GENERATING PASSENGERS (RGPs) BY REGION



YTD
September 21 vs 20






REVENUE GENERATING PASSENGERS (RGPs) BY REGION



➤ September 2021



Top 5 Airlines in terms of Revenue Generating Passenger Share

	JetBlue (B6)	28.7%
	American Airlines (AA)	17.0%
	United Airlines (UA)	12.7%
	Delta Air Lines (DL)	12.2%
	KLM Royal Dutch Airlines (KL)	6.9%



Top 5 markets in terms of Capacity Share

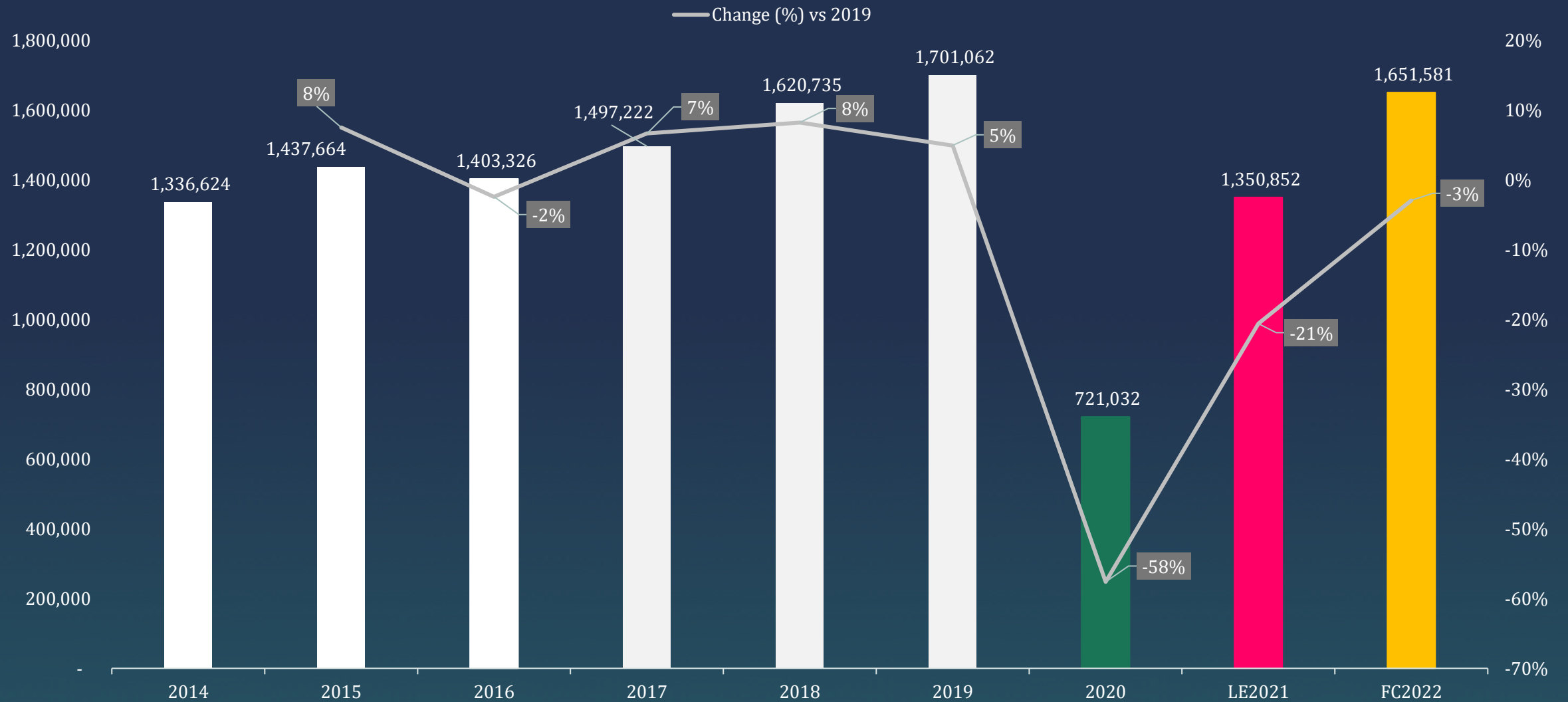
New York (JFK)	15.5%
Newark (EWR)	12.9%
Amsterdam (AMS)	12.2%
Miami (MIA)	8.8%
Charlotte (CLT)	8.3%

AIRLIFT OUTLOOK 4Q2021 & F2022

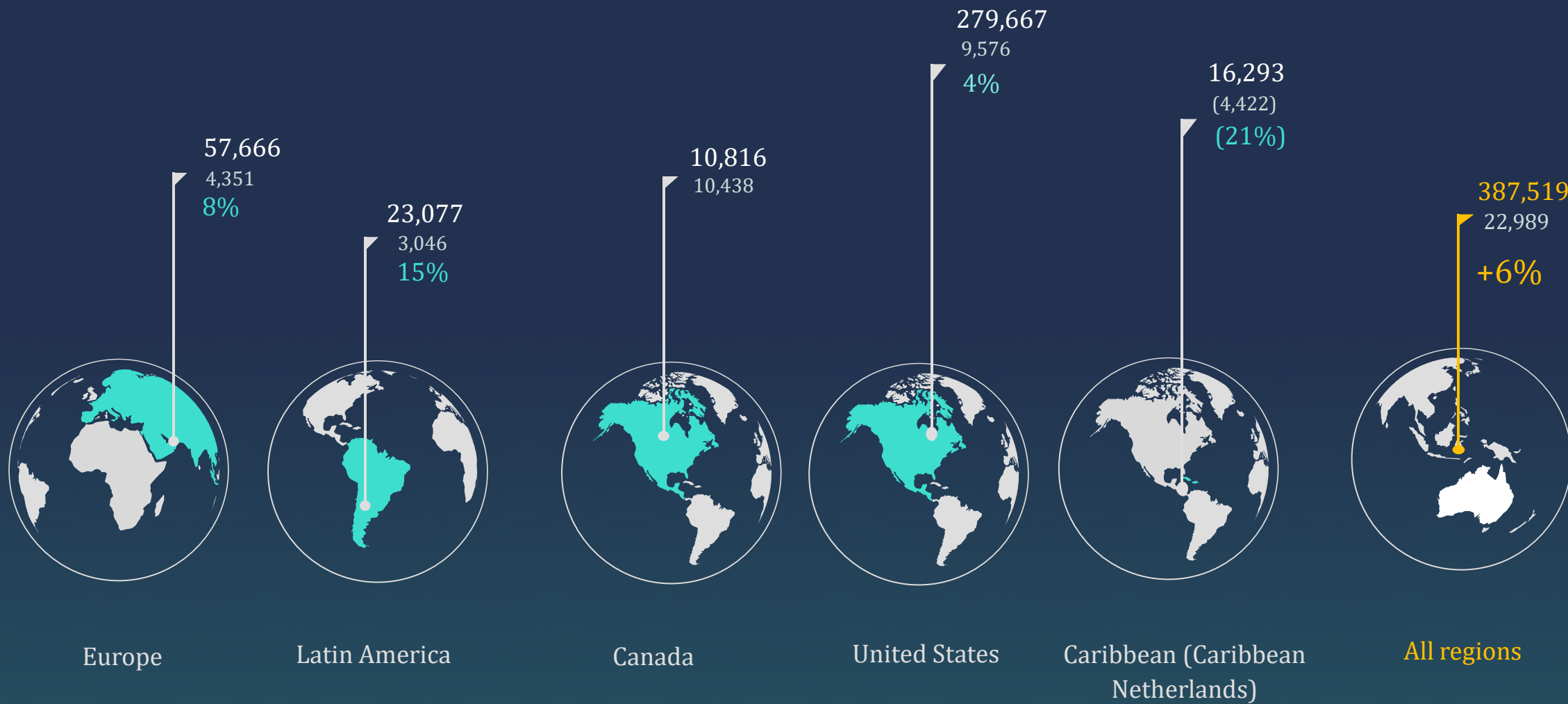
Regional Breakdown



AIR SEAT CAPACITY | OUTLOOK 2022

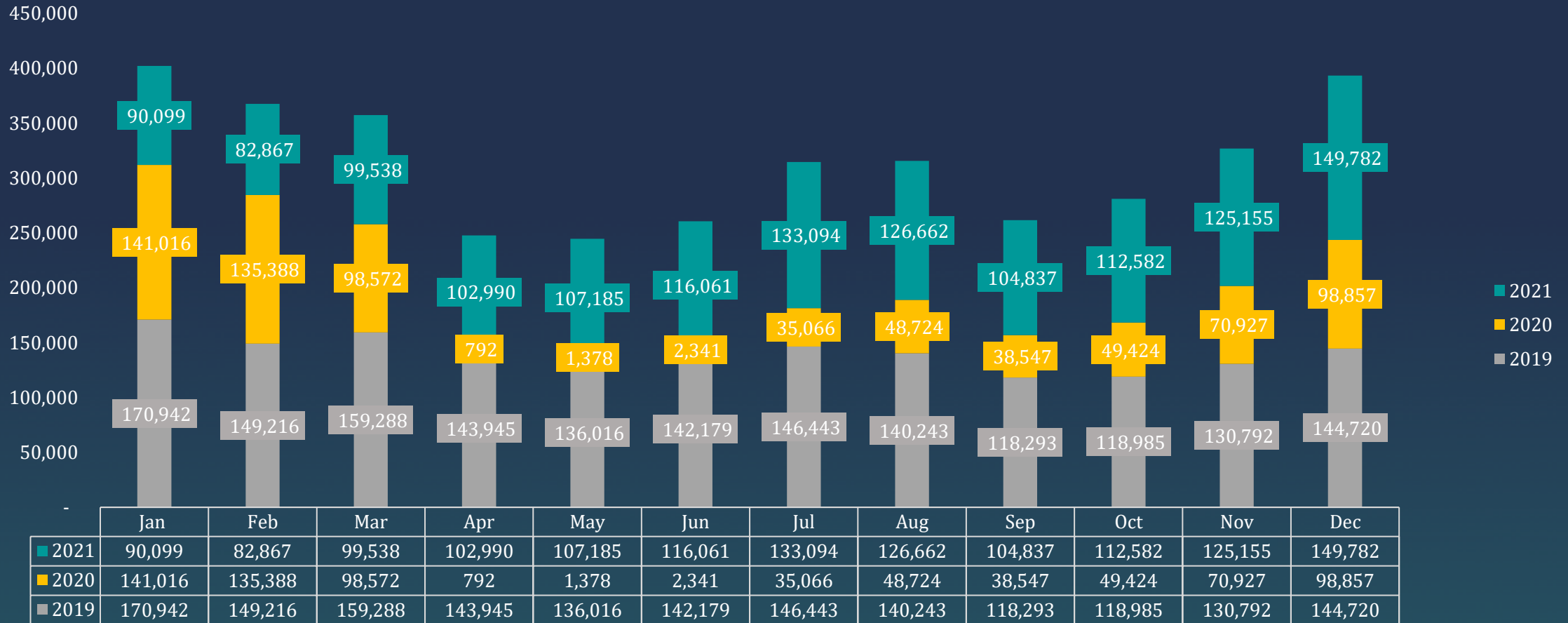


AIR SEAT CAPACITY | Q4 vs. Q3-2021



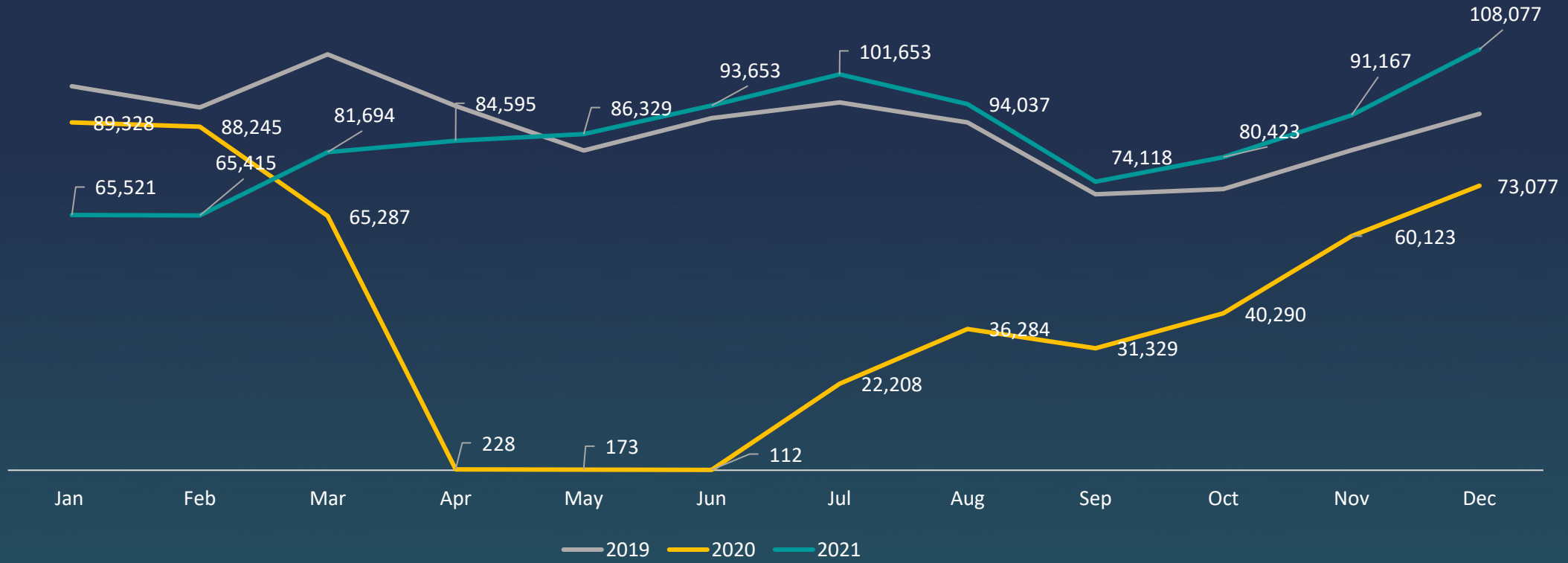
AIR SEAT CAPACITY | ALL REGIONS BY MONTH

F Y 2 0 1 9 = 1 , 7 0 1 , 0 6 2
 F Y 2 0 2 0 = 7 2 1 , 0 3 2 (- 5 8 % v s . 2 0 1 9)
 F o r e c a s t 2 0 2 1 = 1 , 3 5 0 , 8 5 2 (- 2 1 % v s . 2 0 1 9)
 R e c o v e r y R a t i o = 7 9 %



AIR SEAT CAPACITY | UNITED STATES BY MONTH

F Y 2 0 1 9 = 1 , 0 6 5 , 1 4 7
 F Y 2 0 2 0 = 5 0 6 , 6 8 4 (- 5 2 % v s . 2 0 1 9)
 F o r e c a s t 2 0 2 1 = 1 , 0 2 6 , 6 8 2 (- 4 % v s . 2 0 1 9)
 R e c o v e r y R a t i o = 9 6 %



WEEKLY FLIGHT SCHEDULES

Winter 2021-2022

(October 31st, 2021 – March 31st, 2022)



WEEKLY FLIGHT SCHEDULES | W21-22

United States

Airline	Destination	OCT	NOV	DEC	JAN	FEB	MAR
American Airlines	Miami	7	13	14	14	14	14
	Charlotte	12	8	8	8	8	9
	Philadelphia	2	2	2	8	8	8
	Chicago	1	1	1	1	1	1
	La Guardia – New York	No Service	1	1	1	1	1
	Dallas	1	1	1	1	1	1
United	Newark	8	14	14	14	14	14
	Houston	1	1	1	1	1	
	Washington	4	4	4	7	7	7
	Chicago	No Service	1	1	2	2	2

Source: Cirium Schedule Data 11.1.02021

Note: Airline schedules remain subject to change since the airlines are adjusting their capacity depending on the evolution of forward bookings

WEEKLY FLIGHT SCHEDULES | W21-22

United States

Airline	Destination	OCT	NOV	DEC	JAN	FEB	MAR
Jetblue	Boston	15	17	17	15	15	22
	New York - JFK	17	20	20	22	22	21
	Newark	7	5	5	5	5	7
	Fort Lauderdale	7	7	7	7	7	7
Delta Air Lines	Atlanta	7	7	7	7	7	7
	New York - JFK	7	7	7	7	7	7
New Frontier	Miami	x	Nov 20 th	1	1	1	1
Southwest	Baltimore	7	7	7	7	7	7
Spirit	Fort Lauderdale	1	1	1	1	1	1
Sun Country	Minneapolis	x	x	1	1	1	1

Source: Cirium Schedule Data 11.10.2021

Note: Airline schedules remain subject to change since the airlines are adjusting their capacity depending on the evolution of forward bookings

WEEKLY FLIGHT SCHEDULES | W21-22

Canada

Airline	Destination	OCT	NOV	DEC	JAN	FEB	MAR
Air Canada	Toronto	No Service	3 (MON THU SUN)	3 (MON THU SUN)	4 (MON THU SAT SUN)	4 (MON THU SAT SUN)	4 (MON THU SAT SUN)
WestJet	Toronto	No Service	2 (TUE SAT)	2 (TUE SAT)	4 (TUE THU SAT SUN)	4 (TUE THU SAT SUN)	4 (TUE THU SAT SUN)
Sunwing	Toronto	1 (MON)	1 (MON)	1 (MON)	1 (MON)	1 (MON)	1 (MON)


Latin America

Airline	Destination	OCT	NOV	DEC	JAN	FEB	MAR
Avianca	Bogota	5 (MON THU FRI SAT SUN)	5 (MON THU FRI SAT SUN)	Daily	Daily	Daily	Daily
Wingo	Bogota	2 (THU SUN)	2 (THU SUN)	2 (THU SUN)	2 (THU SUN)	2 (THU SUN)	2 (THU SUN)
Copa	Bogota	4 (MON THU SAT SUN)	4 (MON THU SAT SUN)	5 (MON WED THU SAT SUN)	5 (MON WED THU SAT SUN)	5 (MON WED THU SAT SUN)	5 (MON WED THU SAT SUN)

Source: Cirium Schedule Data 11.10.2021

Note: Airline schedules remain subject to change since the airlines are adjusting their capacity depending on the evolution of forward bookings

WEEKLY FLIGHT SCHEDULES | W21-22



Europe

Airline	Destination	OCT	NOV	DEC	JAN	FEB	MAR
KLM	Amsterdam (BON)	Daily	Daily	Daily + Extra Flights	Daily + Extra Flights	Daily	Daily
TUI NL	Amsterdam (CUR)	4	4	4	4	4	4

Source: Cirium Schedule Data 11.10.2021

Note: Airline schedules remain subject to change since the airlines are adjusting their capacity depending on the evolution of forward bookings



LET'S STAY CONNECTED

For any questions related to the report and/or additional information requests please contact

Jo-Anne Meaux Arends
Air Service Development Manager
j.arends@airportaruba.com



Breaking the mold

We are committed to continuously building and enhancing our trusted relationship with our partners to offer and generate maximum returns.