



AEROPUERTO INTERNACIONAL REINA BEATRIX

Airport Traffic Statistics

November 2021





*non-stop flights*

Let's continue to move forward together and explore new horizons!

**North America**

- Air Canada
- American Airlines
- Delta Air Lines
- Frontier
- JetBlue
- Southwest

- Spirit
- Sun Country
- Sunwing
- United
- Westjet

**Latin America**

- Avianca
- Copa
- Sarpa
- Surinam Airways
- Wingo

**Europe**

- KLM
- TUI BE
- TUI NL
- TUI UK

**Dutch Caribbean**

- Divi Divi Air
- EZAir
- Jetair Caribbean
- Winair

**Caribbean**

- Air Century
- Sky High

**26** Airlines

**28** Destinations

**40** Services



➤ November

# DEPARTING PASSENGERS AND SCHEDULED AIRLINE SEAT CAPACITY



93,637

*Total Departing Passengers*



123,815

*Total Seat Capacity - Outbound*



85,346

*Total Regular Passengers*



41

*Total Transfer Passengers*



3,852

*Seat Capacity - Canada*



3,852

*Departing Passengers - Canada*



7,443

*Total Transit Passengers*



90,260

*Seat Capacity - USA*



90,260

*Departing Passengers - USA*

➤ YTD November

# DEPARTING PASSENGERS AND SCHEDULED AIRLINE SEAT CAPACITY



853,275

Total Departing Passengers

-36%



652,074

Departing Passengers - USA

-23%



785,494

Total Regular Passengers

-32%



1,243

Total Transfer Passengers

-94%



59,300

Total Transit Passengers

-57%



1,200,556

Total Seat Capacity - Outbound

-23%



151,059

Seat Capacity - Europe

-7%



73,338

Seat Capacity - Latin America

-72%



916,963

Seat Capacity - USA

-6%

➤ November

# PASSENGER LOAD FACTOR (PLF) BY REGION



All Regions



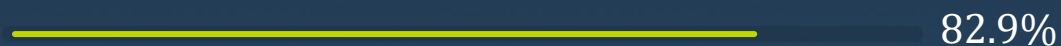
United States



Canada





Latin America



Europe



Dutch Caribbean





➤ YTD November

# PASSENGER LOAD FACTOR (PLF) BY REGION



## All Regions

vs. 85.3% (14.2) pts

71.1%

## United States

vs. 85.8% (15.4) pts

70.4%

## Canada

vs. 86.7% (23.4) pts

63.3%

## Latin America

vs. 52.5% (11.5) pts

64.0%

## Europe


vs. 92.6% (16.4) pts

76.2%

## Dutch Caribbean

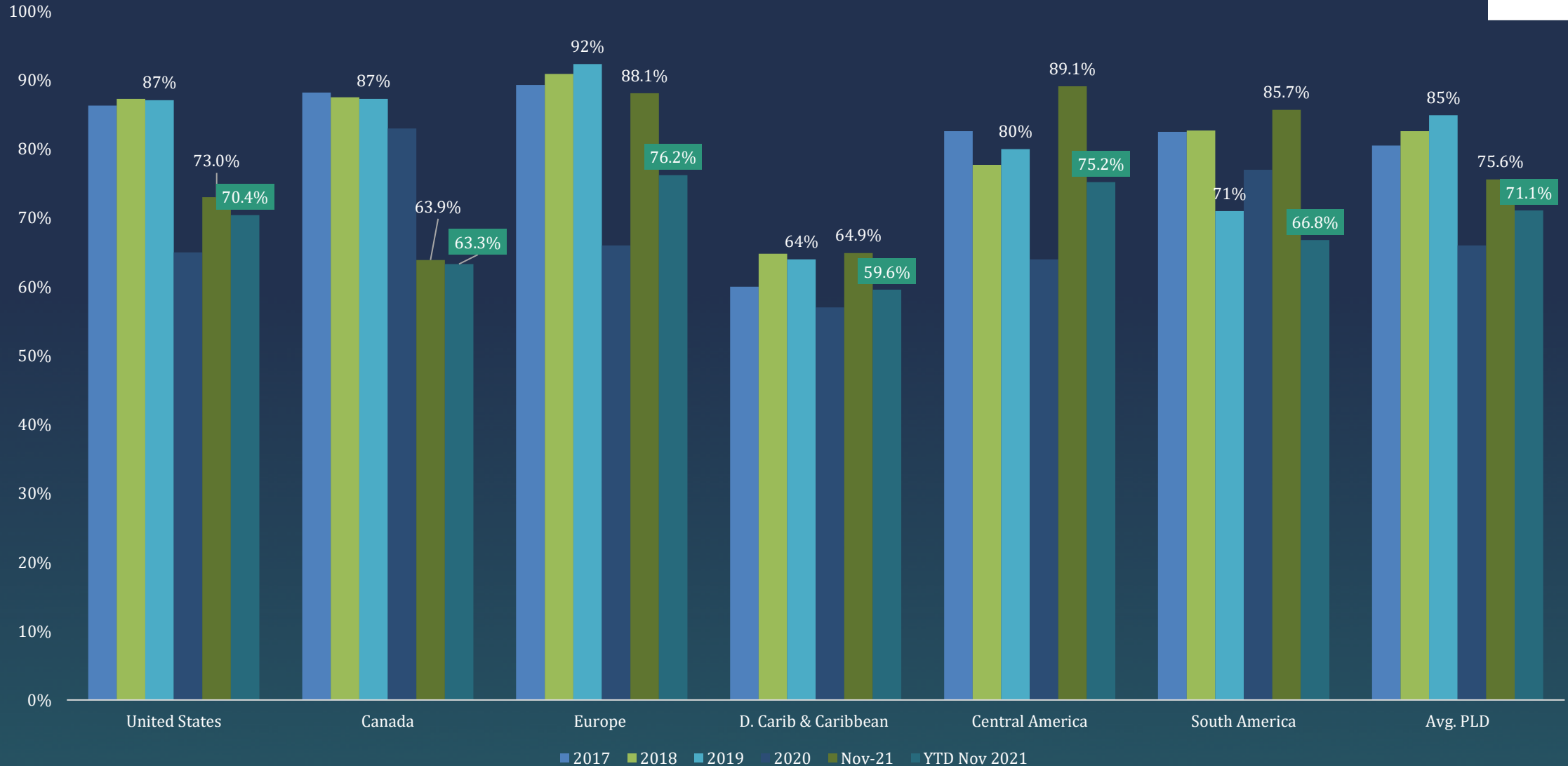
vs. 65.8% (6.2) pts

59.6%



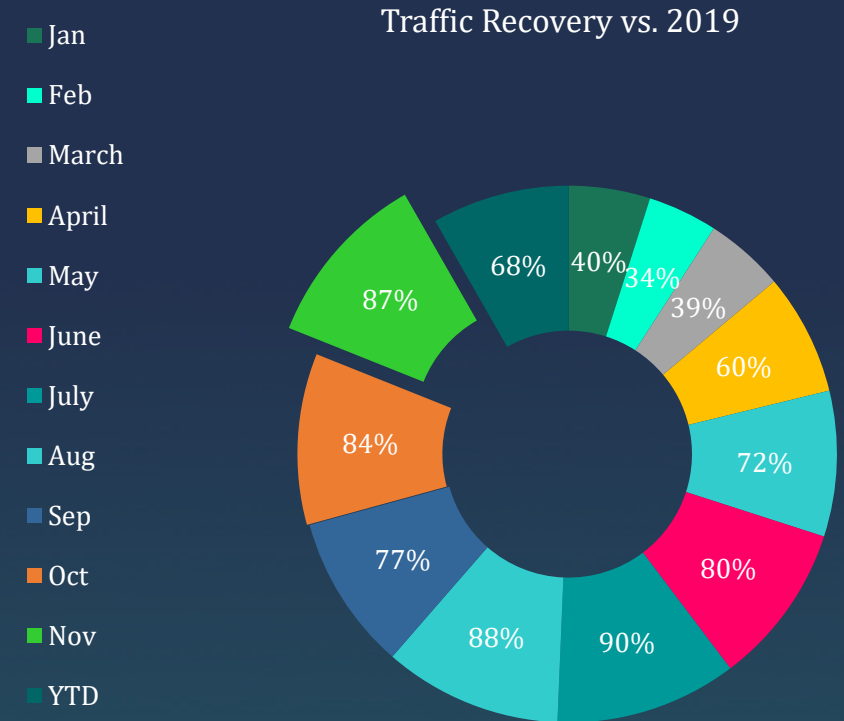
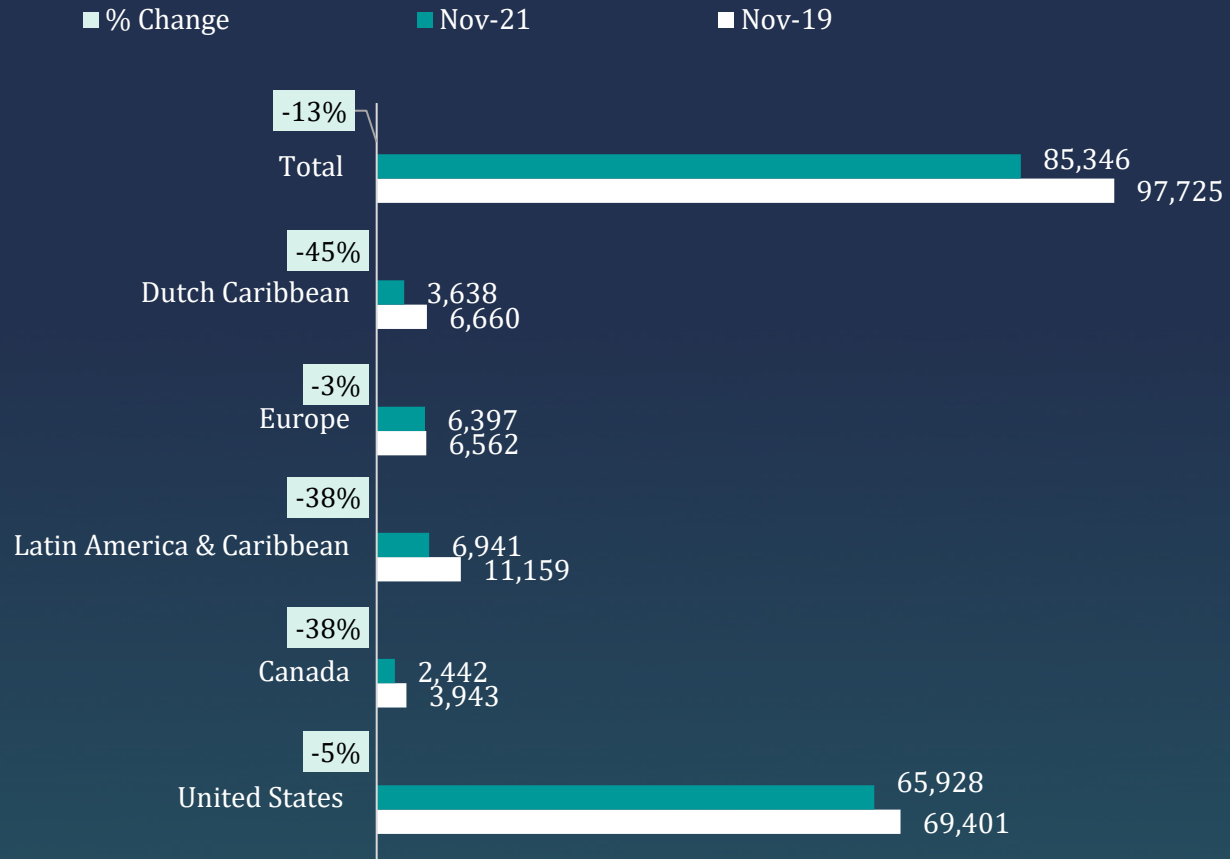
➤ YTD Nov 2021

# PASSENGER LOAD FACTOR (PLF) BY REGION



➤ November 21 vs 19

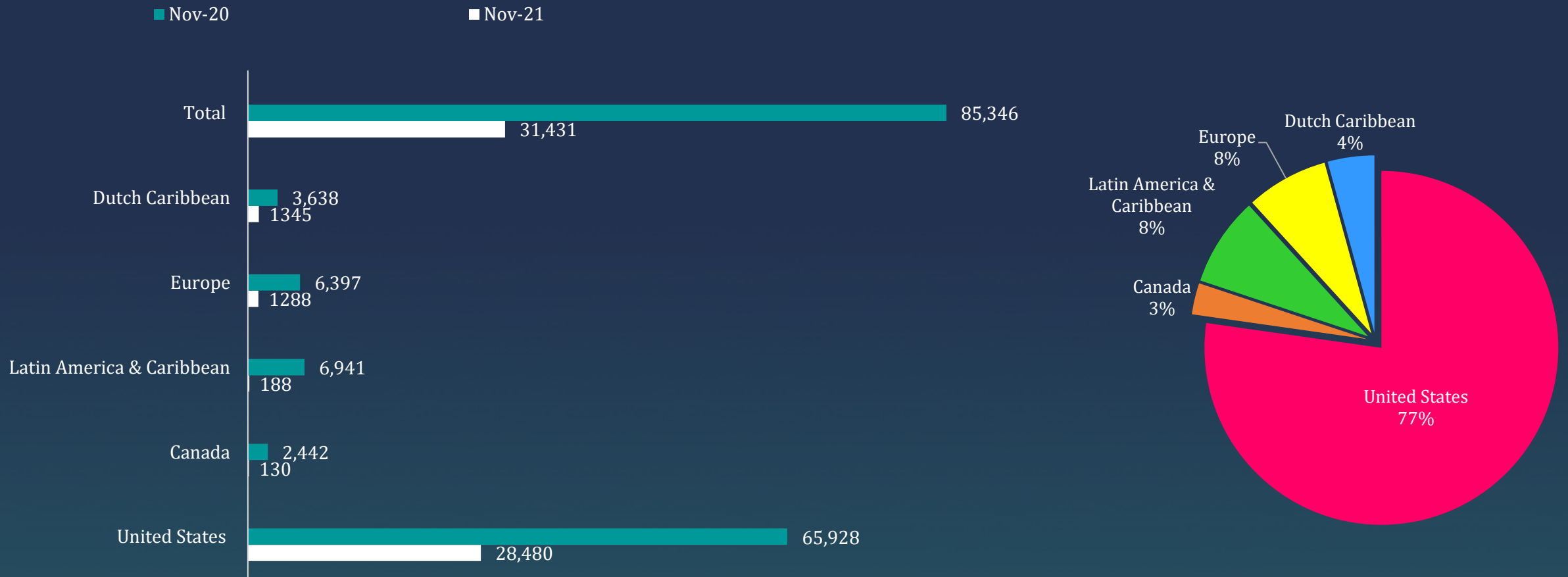
# REVENUE GENERATING PASSENGERS (RGPs) BY REGION





➤ November 21 vs 20

# REVENUE GENERATING PASSENGERS (RGPs) BY REGION



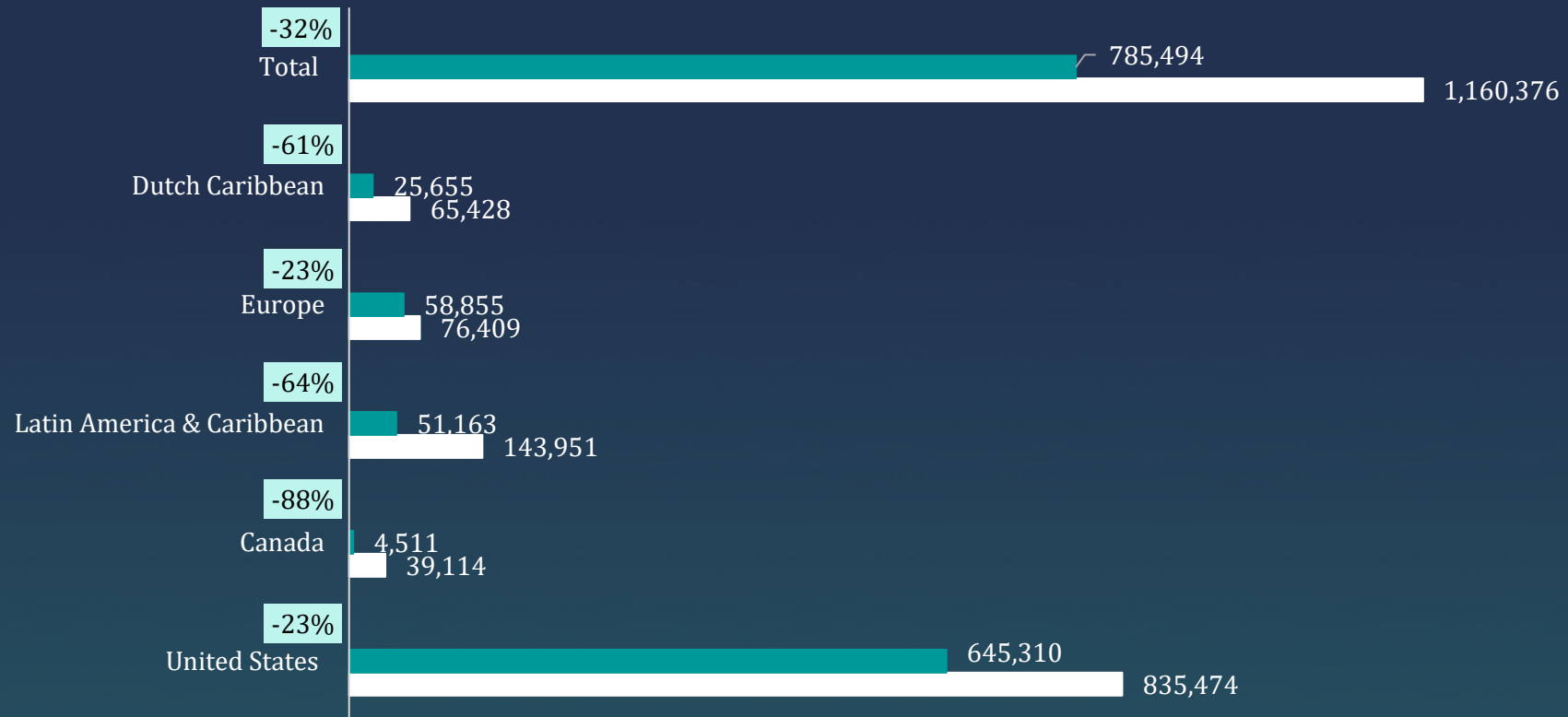
YTD  
November 21 vs 19

# REVENUE GENERATING PASSENGERS (RGPs) BY REGION

■ % Change

■ YTD November 2021

■ YTD November 2019




YTD  
November 21 vs 20

# REVENUE GENERATING PASSENGERS (RGPs) BY REGION

■ % Change

■ YTD November 2021

■ YTD November 2020



➤ November 2021



### Top 5 Airlines in terms of Revenue Generating Passenger Share

MS%

	JetBlue (B6)	31.6%
	American Airlines (AA)	18.2%
	United Airlines (UA)	13.0%
	Delta Air Lines (DL)	9.4%
	KLM Royal Dutch Airlines (KL)	5.0%



### Top 5 markets in terms of Capacity Share

MS%

New York (JFK)	17.3%
Amsterdam (AMS)	12.4%
Newark (EWR)	11.7%
Charlotte (CLT)	6.0%
Miami (MIA)	8.0%

# WEEKLY FLIGHT SCHEDULES

Period: December 2021 – March 2022



# WEEKLY FLIGHT SCHEDULES | December 2021 - March 2022



## United States

Airline	Destination	DEC	JAN	FEB	MAR
American Airlines	Miami	14	14	14	14
	Charlotte	8	8	8	9
	Philadelphia	2	8	8	8
	Chicago	No Service	1	1	1
	La Guardia - New York	1	1	1	1
	Dallas	1	No Service	No Service	1
United	Newark	14	14	14	14
	Houston	1	1	1	1
	Washington	4	7	4	5
	Chicago	1	2	2	2

Source: Cirium Schedule Data 28.12.2021 (recent changes in yellow)

Note: Airline schedules remain subject to change since the airlines are adjusting their capacity depending on the evolution of forward bookings



# WEEKLY FLIGHT SCHEDULES | December 2021 - March 2022



## United States

Airline	Destination	DEC	JAN	FEB	MAR
Jetblue	Boston	16	11	22* (not confirmed)	22
	New York – JFK	18	19	21	21
	Newark	5	5	7	7
	Fort Lauderdale	7	7	7	7
Delta Air Lines	Atlanta	7	7	7	7
	New York – JFK	7	7	7	7
	Boston	18 <sup>th</sup> December	3	3	4
<b>New</b> Frontier	Miami	1	1	1	1

Source: Cirium Schedule Data 28.12.2021 (recent changes in yellow)

Note: Airline schedules remain subject to change since the airlines are adjusting their capacity depending on the evolution of forward bookings

# WEEKLY FLIGHT SCHEDULES | December 2021 - March 2022

## United States

Airline	Destination	DEC	JAN	FEB	MAR
Southwest	Baltimore	7	8	8	8
Spirit	Fort Lauderdale	1	1	1	1
Sun Country	Minneapolis	1	1	1	1
SLM	Miami	1	1	1	1

Source: Cirium Schedule Data 28.12.2021 (recent changes in yellow)

Note: Airline schedules remain subject to change since the airlines are adjusting their capacity depending on the evolution of forward bookings

# WEEKLY FLIGHT SCHEDULES | December 2021 - March 2022



## Canada

Airline	Destination	DEC	JAN	FEB	MAR
Air Canada	Toronto	3 MON THU SUN	4 MON THU SAT SUN	4 MON THU SAT SUN	4 MON THU SAT SUN
WestJet	Toronto	2 TUE SAT	2 TUE SAT	2 TUE SAT	2 TUE SAT
Sunwing	Toronto	2 MON SAT (Dec 19 – Jan 9) Flight cancelations on Jan 13 and 16, 2022	2 MON SAT	2 MON SAT	2 MON SAT




## Latin America

Airline	Destination	DEC	JAN	FEB	MAR
Avianca	Bogota	Daily	Daily	Daily	Daily
Wingo	Bogota	2 (THU SUN)	2 (THU SUN)	2 (THU SUN)	2 (THU SUN)
Copa	Bogota	5 (MON WED THU SAT SUN)	Daily	Daily	5 MON  WED  THU  FRI  SUN

Source: Cirium Schedule Data 28.12.2021 (recent changes in yellow)

Note: Airline schedules remain subject to change since the airlines are adjusting their capacity depending on the evolution of forward bookings

# WEEKLY FLIGHT SCHEDULES | December 2021 - March 2022



## Europe

Airline	Destination	OCT	NOV	DEC	JAN	FEB	MAR
KLM	Amsterdam (BON)	Daily	Daily	Daily + Extra Flights	Daily + Extra Flights	Daily	Daily
TUI NL	Amsterdam (CUR)	4	4	3 MON THU SAT	3 MON THU SAT	3 MON THU SAT	3 MON THU SAT

Source: Cirium Schedule Data 28.12.2021 (recent changes in yellow)

Note: Airline schedules remain subject to change since the airlines are adjusting their capacity depending on the evolution of forward bookings



LET'S STAY CONNECTED

For any questions related to the report and/or additional information requests please contact

Jo-Anne Meaux Arends  
Air Service Development Manager  
[j.arends@airportaruba.com](mailto:j.arends@airportaruba.com)



### Breaking the mold

We are committed to continuously building and enhancing our trusted relationship with our partners to offer and generate maximum returns.