



AEROPUERTO INTERNACIONAL REINA BEATRIX

Airport Traffic Statistics

December 2021



➤ December

DEPARTING PASSENGERS AND SCHEDULED AIRLINE SEAT CAPACITY



99,591

Total Departing Passengers



147,843

Total Seat Capacity - Outbound



91,086

Total Regular Passengers



490

Total Transfer Passengers



6,108

Seat Capacity - Canada



3,798

Departing Passengers - Canada



7,129

Total Transit Passengers



103,972

Seat Capacity - USA



68,184

Departing Passengers - USA

➤ YTD December

DEPARTING PASSENGERS AND SCHEDULED AIRLINE SEAT CAPACITY



952,866

Total Departing Passengers

-34%



720,258

Departing Passengers - USA

-23%



876,580

Total Regular Passengers

-30%



1,733

Total Transfer Passengers

-92%



66,429

Total Transit Passengers

-55%



1,348,399

Total Seat Capacity - Outbound

-21%



169,850

Seat Capacity - Europe

-4%



84,867

Seat Capacity - Latin America

-70%



1,020,935

Seat Capacity - USA

-4%

➤ December

PASSENGER LOAD FACTOR (PLF) BY REGION



All Regions




United States



Canada




Latin America



Europe



Dutch Caribbean



➤ YTD December

PASSENGER LOAD FACTOR (PLF) BY REGION



All Regions

vs. 84.9% (14.2) pts

70.7%

United States

vs. 87.1% (16.6) pts

70.5%

Canada

vs. 87.3% (24.5) pts

62.8%

Latin America

vs. 74.9% (4) pts

70.9%

Europe


vs. 92.3% (16.6) pts

75.7%

Dutch Caribbean

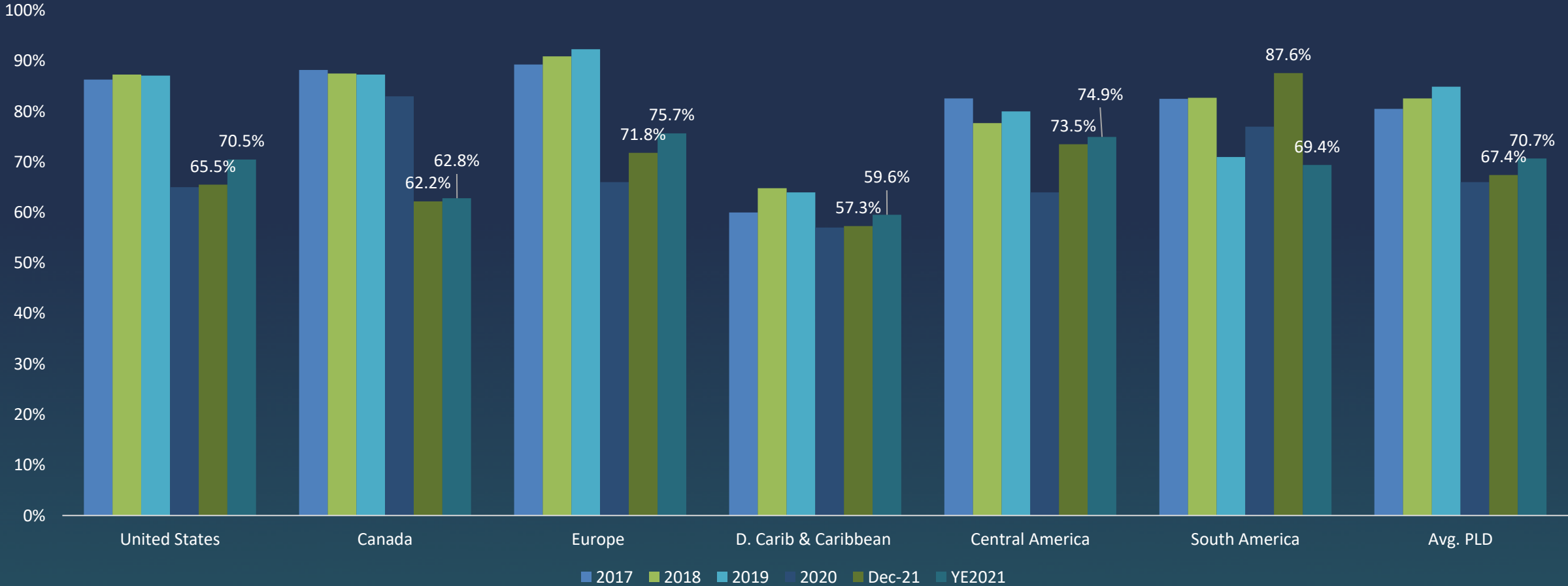
vs. 64.6% (5.3) pts

59.3%



YE 2021

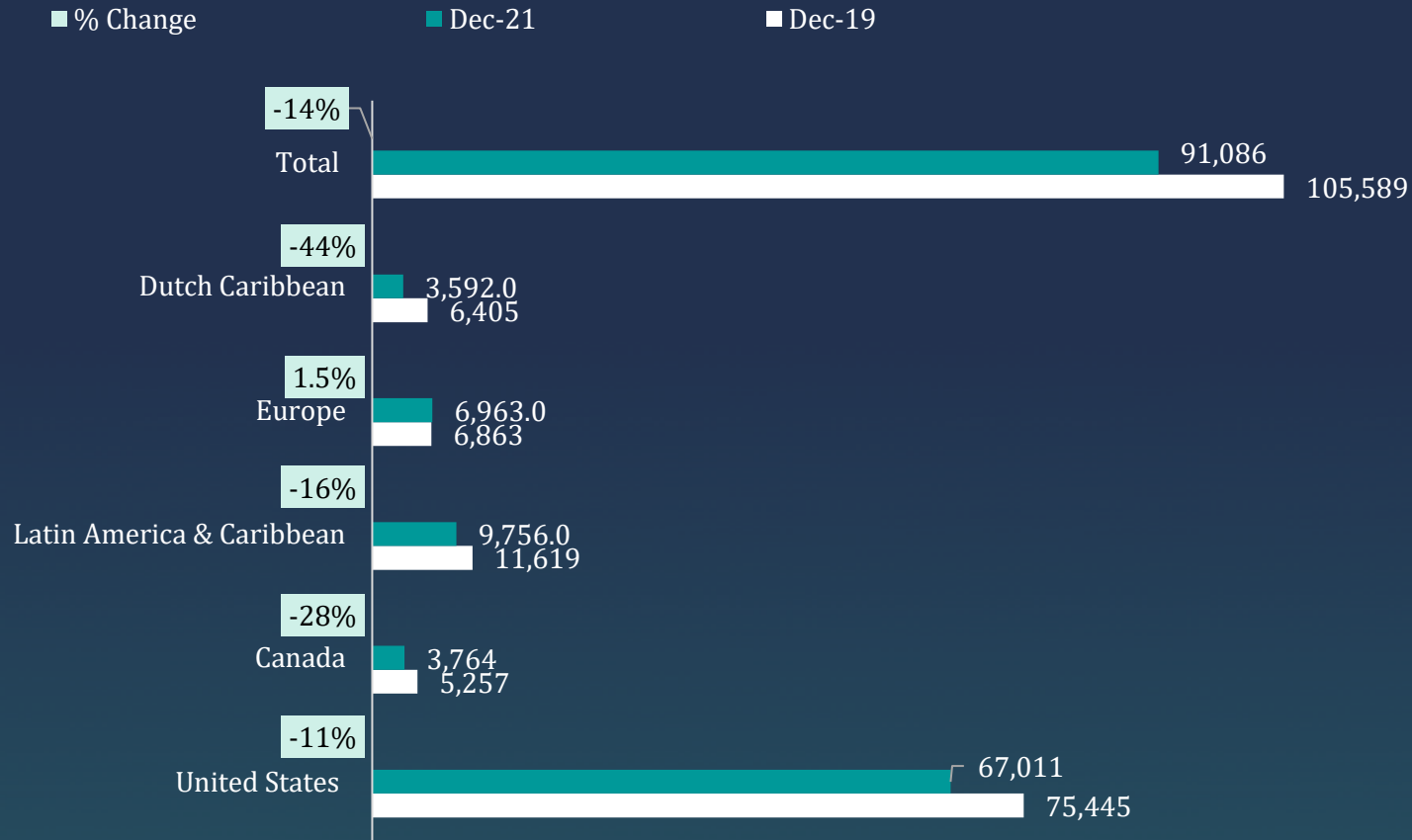
PASSENGER LOAD FACTOR (PLF) BY REGION



Source: AAA YE 2021 vs. 2019

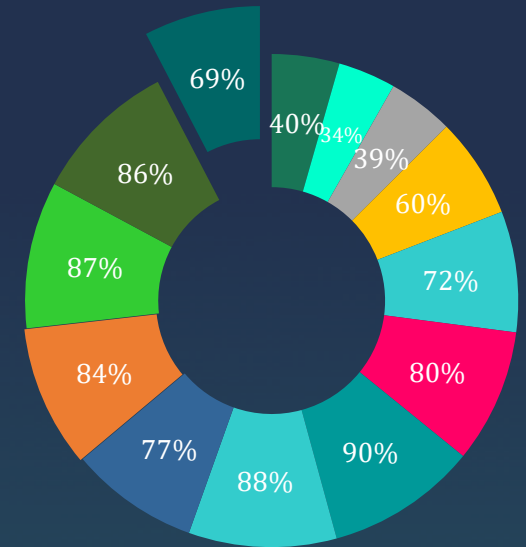
December 21 vs 19

REVENUE GENERATING PASSENGERS (RGPs) BY REGION



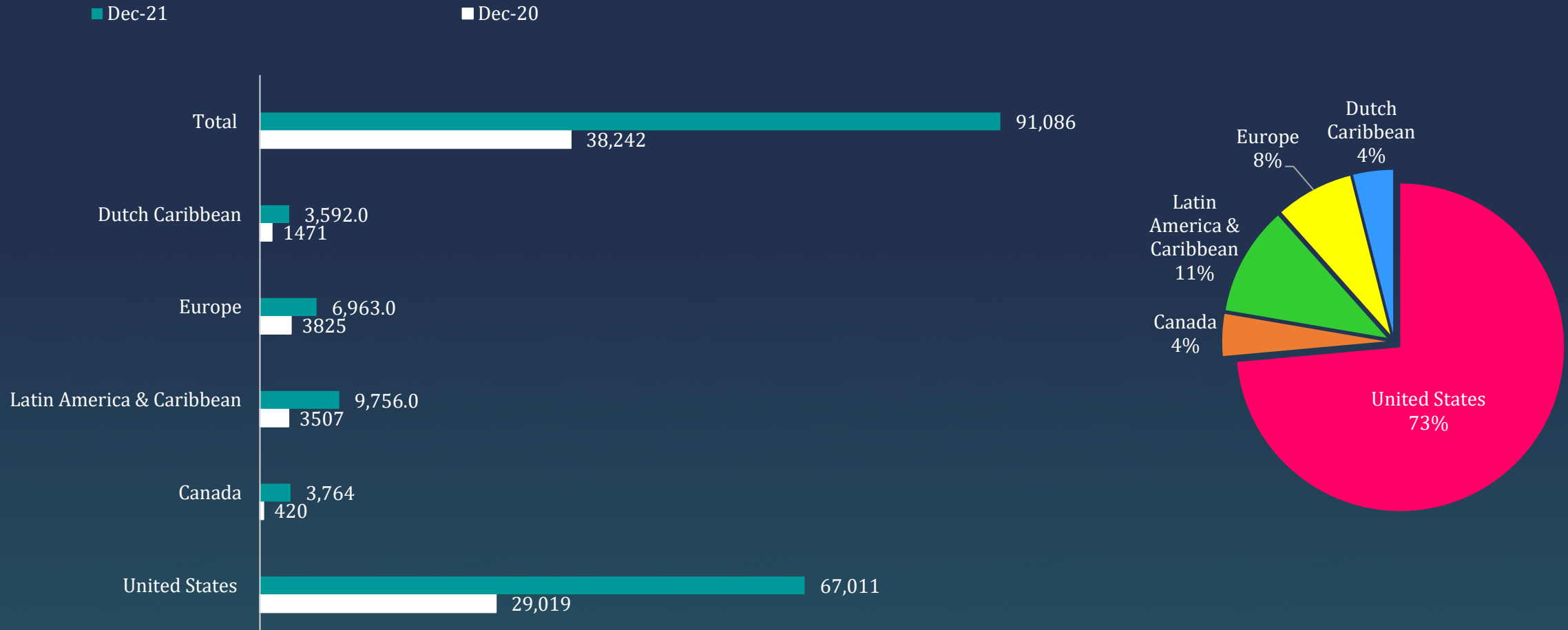
- Jan
- Feb
- March
- April
- May
- June
- July
- Aug
- Sep
- Oct
- Nov
- Dec
- FY2021

Traffic Recovery vs. 2019



December 21 vs 20

REVENUE GENERATING PASSENGERS (RGPs) BY REGION



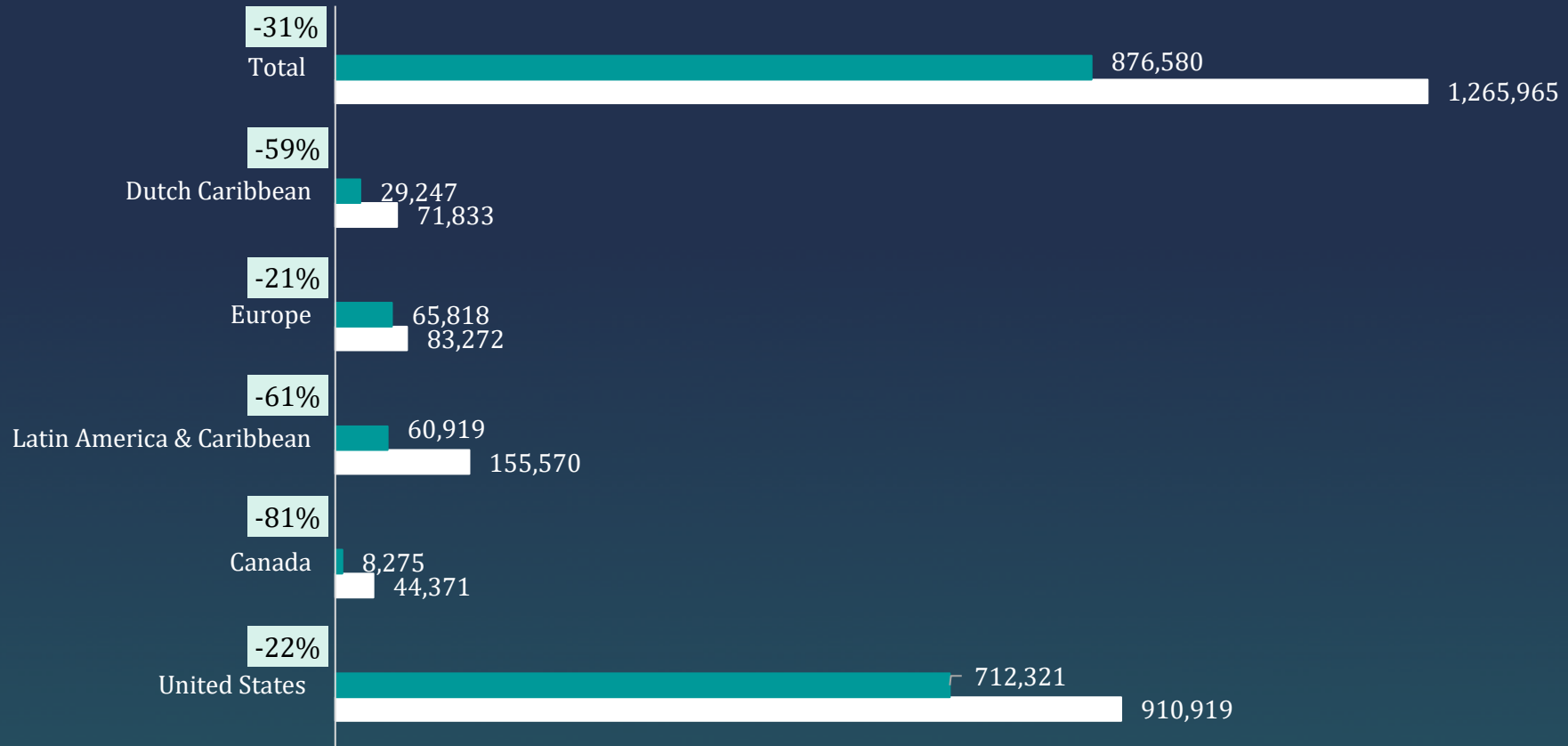
YTD
December 21 vs 19

REVENUE GENERATING PASSENGERS (RGPs) BY REGION

■ % Change

■ YTD December 2021

■ YTD December 2019



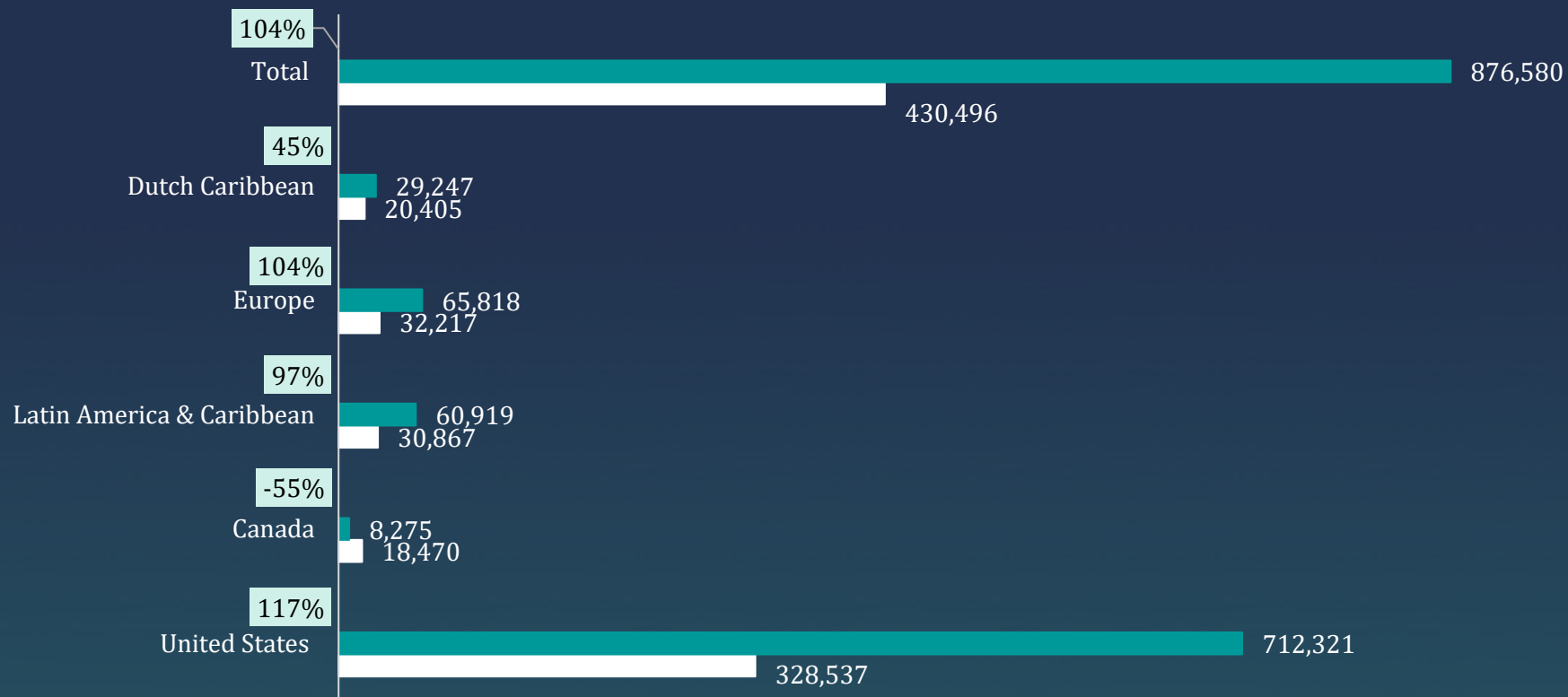
YTD
December 21 vs 20

REVENUE GENERATING PASSENGERS (RGPs) BY REGION

■ % Change

■ YTD December 2021

■ YTD December 2020








➤ December 2021



Top 5 Airlines in terms of Revenue Generating Passenger Market Share

MoM Share Change

	JetBlue (B6)	25.7% (-5.9 pts.)
	American Airlines (AA)	18.0% (-0.2 pts.)
	United Airlines (UA)	13.4% (-0.4 pts.)
	Delta Air Lines (DL)	7.9% (-1.5 pts.)
	KLM Royal Dutch Airlines (KL)	10% (+5 pts.)



Top 5 markets in terms of Capacity Market Share

MoM Share Change

New York (JFK)	18.7% (+1.4 pts.)
Amsterdam (AMS)	12.7% (+0.3 pts.)
Newark (EWR)	10.6% (-1.1 pts.)
Charlotte (CLT)	5.5% (-0.5 pts.)
Miami (MIA)	9.8% (+1.8 pts.)

WEEKLY FLIGHT SCHEDULE

Period: January – April 2022



WEEKLY FLIGHT SCHEDULE | January - April 2022

United States

Airline	Destination	JAN	FEB	MAR	APR
American Airlines	Miami	14	14	14	14
	Charlotte	8	8	9	7
	Philadelphia	8	8	8	6
	Chicago	1	1	1	No Service
	La Guardia - New York	No Service	No Service	1	1
	Dallas	No Service	No Service	1	1
United	Newark	14	14	14	14
	Houston	1	1	1	1
	Washington	7	4	5	5
	Chicago	2	2	2	2

Source: Cirium Schedule Data 25.01.2022 (recent changes in yellow)

Note: Airline schedules remain subject to change since the airlines are adjusting their capacity depending on the evolution of forward bookings

WEEKLY FLIGHT SCHEDULE | January - April 2022

United States

Airline	Destination	JAN	FEB	MAR	APR
Jetblue	Boston	11	22	18 (-4)	22
	New York - JFK	19	21	17 (-4)	21
	Newark	5	7	5 (-2)	7
	Fort Lauderdale	7	7	5 (-2)	7
Delta Air Lines	Atlanta	7	7	7	7
	New York - JFK	7	7	7	
	Boston	3	3	4 (+1)	4 (+1)

Source: Cirium Schedule Data 25.01.2022 (recent changes in yellow)

Note: Airline schedules remain subject to change since the airlines are adjusting their capacity depending on the evolution of forward bookings

WEEKLY FLIGHT SCHEDULE | January - April 2022

United States

Airline	Destination	JAN	FEB	MAR	APR
Southwest	Baltimore	8	8	8	8
Spirit	Fort Lauderdale	1	1	1	1
Sun Country	Minneapolis	1	1	1	1
SLM	Miami	1	1	1	1

Source: Cirium Schedule Data 25.01.2022 (recent changes in yellow)

Note: Airline schedules remain subject to change since the airlines are adjusting their capacity depending on the evolution of forward bookings

WEEKLY FLIGHT SCHEDULE | January - April 2022

Canada

Airline	Destination	JAN	FEB	MAR	APR
Air Canada	Toronto	Temporary suspension of flight services until the end of April 2022	x	x	x
WestJet	Toronto	2 TUE SAT	2 TUE SAT	2 TUE SAT	1 SAT
Sunwing	Toronto	2 MON SAT SUN (Dec 26 - Jan 9) Flight canceled on Jan 13 and Jan 16	1 SAT	2 MON SAT	1 MON

Source: Cirium Schedule Data 25.01.2022 (recent changes in yellow)

Note: Airline schedules remain subject to change since the airlines are adjusting their capacity depending on the evolution of forward bookings

WEEKLY FLIGHT SCHEDULE | January - April 2022

Latin America

Airline	Destination	JAN	FEB	MAR	APR
Avianca	Bogota	Daily	Daily	Daily	Daily
Wingo	Bogota	2 THU SUN	2 THU SUN	2 THU SUN	2 THU SUN
Copa	Bogota	Reduced Service 6 MON TUE WED THU FRI SUN	Reduced Service 6 MON TUE WED THU FRI SUN	5 MON WED THU FRI SUN	5 MON WED THU FRI SUN
Sarpa	Medellin	2 WED SUN	2 WED SUN	2 WED SUN	2 WED SUN
Sarpa	Barranquilla	2 WED SUN	2 WED SUN	2 WED SUN	2 WED SUN

Source: Cirium Schedule Data 25.01.2022 (recent changes in yellow)

Note: Airline schedules remain subject to change since the airlines are adjusting their capacity depending on the evolution of forward bookings

WEEKLY FLIGHT SCHEDULE | January - April 2022

Europe

Airline	Destination	JAN	FEB	MAR	APR
KLM	Amsterdam (BON)	Daily + Extra Flights	Daily	Daily	Daily
TUI NL	Amsterdam (CUR)	3 MON THU SAT	3 MON THU SAT	3 MON THU SAT	3 MON THU SAT
TUI UK	London Gatwick The service will resume on May 4	x	x	x	x
TUI BE	Brussels	x	x	x	The service will resume on April 3
TOM COOK VING	Stockholm (ARN) The service will resume in November 2022	x	x	x	x

Source: Cirium Schedule Data 25.01.2022 (recent changes in yellow)

Note: Airline schedules remain subject to change since the airlines are adjusting their capacity depending on the evolution of forward bookings



LET'S STAY CONNECTED

For any questions related to the report and/or additional information requests please contact

Jo-Anne Meaux Arends
Air Service Development Manager
j.arends@airportaruba.com



Breaking the mold

We are committed to continuously building and enhancing our trusted relationship with our partners to offer and generate maximum returns.