



AEROPUERTO INTERNACIONAL REINA BEATRIX

Airport Traffic Statistics

January 2022





76,741

Revenue Generating Passengers

-34%



139,952

Total Seat Capacity - Outbound

-18%



54,969

Revenue Generating Passengers
USA

-28%



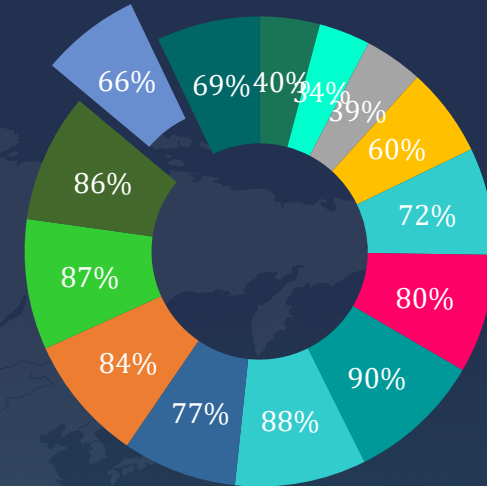
97,212

Seat Capacity - USA

-1.4%

- Jan
- Feb
- March
- April
- May
- June
- July
- Aug
- Sep
- Oct
- Nov
- Dec

Traffic Recovery vs. 2019



All Regions

61.1%

Jan 21
80.8%

United States

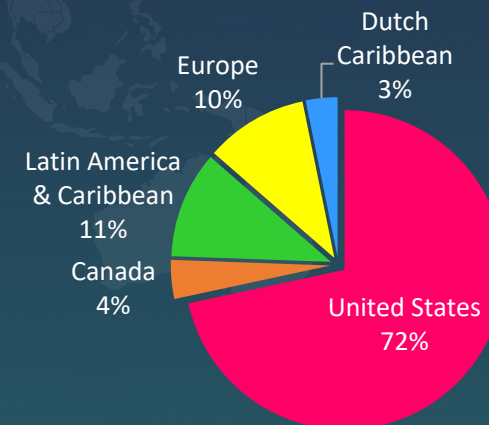
57.2%

Jan 21
82.2%

Canada

51.5%

Jan 21
86.4%



➤ January 2022

DEPARTING PASSENGERS AND SCHEDULED AIRLINE SEAT CAPACITY



85,514

Total Departing Passengers

-38%



55,656

Departing Passengers - USA

-31%



76,741

Total Regular Passengers

-34%



126

Total Transfer Passengers

-99%



7,757

Total Transit Passengers

-34%



139,952

Total Seat Capacity - Outbound

-18%



18,165

Seat Capacity - Europe

25%



12,786

Seat Capacity - Latin America

-68%



97,212

Seat Capacity - USA

-1.4%

➤ January 2022

PASSENGER LOAD FACTOR (PLF) BY REGION



All Regions

vs. 80.8% (19.7) pts



United States

vs. 77.7% (21.2) pts



Canada

vs. 85.3% (33.8) pts



Latin America

vs. 51.1% 5.5 pts




Europe

vs. 94.0% (6.9) pts



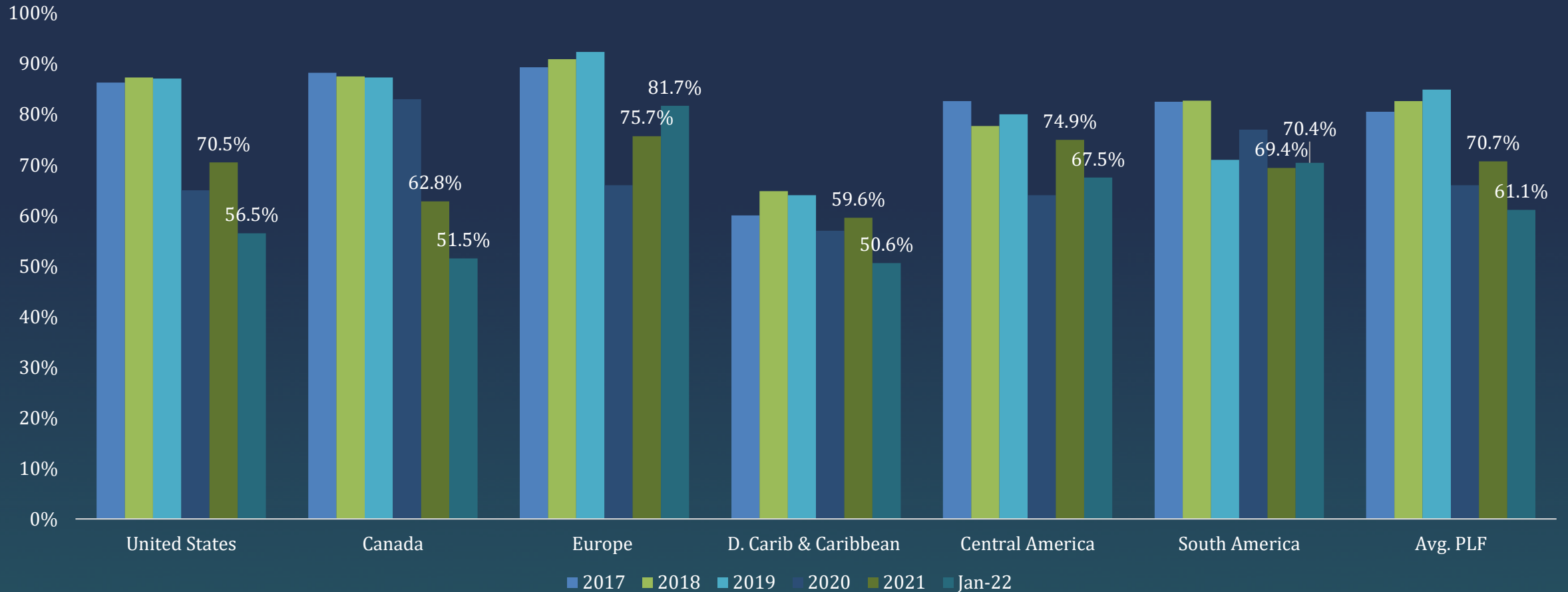
Dutch Caribbean

vs. 63.0% (12.4) pts



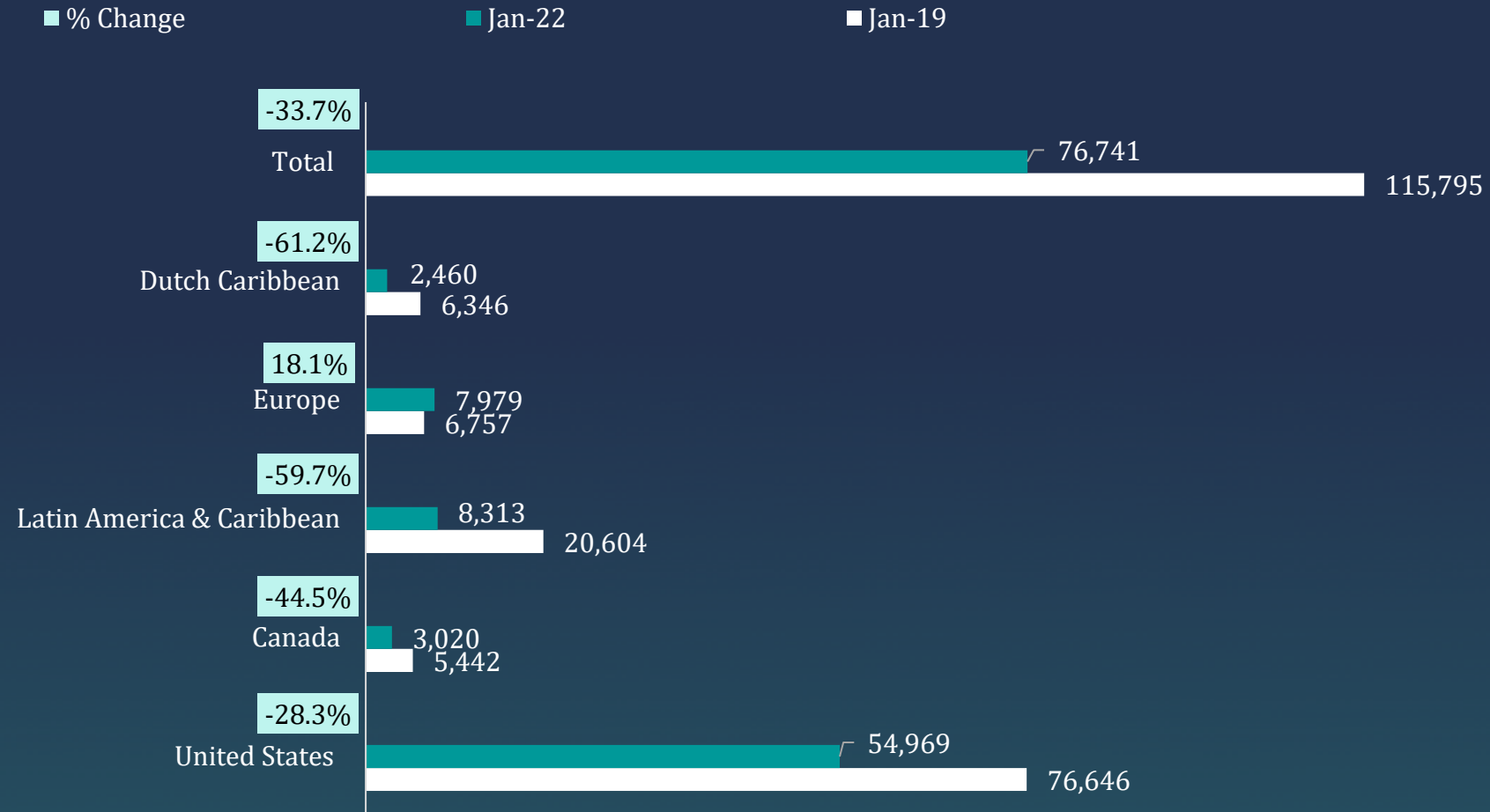
➤ January 2022

PASSENGER LOAD FACTOR (PLF) BY REGION



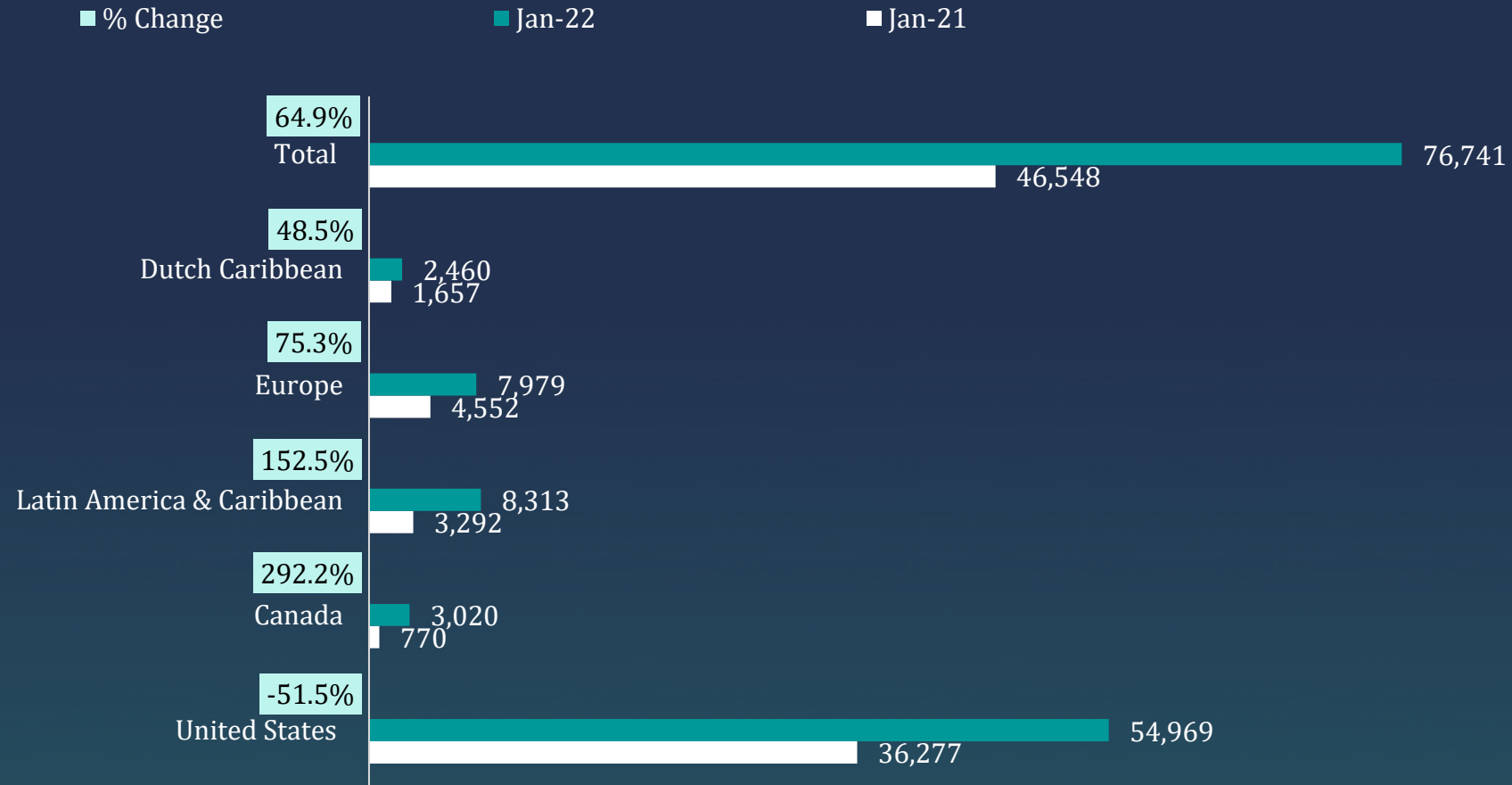
➤ January 22 vs. 19

REVENUE GENERATING PASSENGERS (RGPs) BY REGION



➤ January 22 vs. 21

REVENUE GENERATING PASSENGERS (RGPs) BY REGION








➤ January 2022



Top 5 Airlines in terms of Revenue Generating Passenger Market Share

MoM Share Change

| | | |
|--|-------------------------------|------------------|
|  | JetBlue (B6) | 23.9% (1.8 pts.) |
|  | American Airlines (AA) | 16.1% (1.9 pts.) |
|  | United Airlines (UA) | 13.8% +0.4 pts. |
|  | Delta Air Lines (DL) | 9.5% +1.8 pts. |
|  | KLM Royal Dutch Airlines (KL) | 9.9% (0.01 pts.) |



Top 5 markets in terms of Capacity Market Share

MoM Share Change

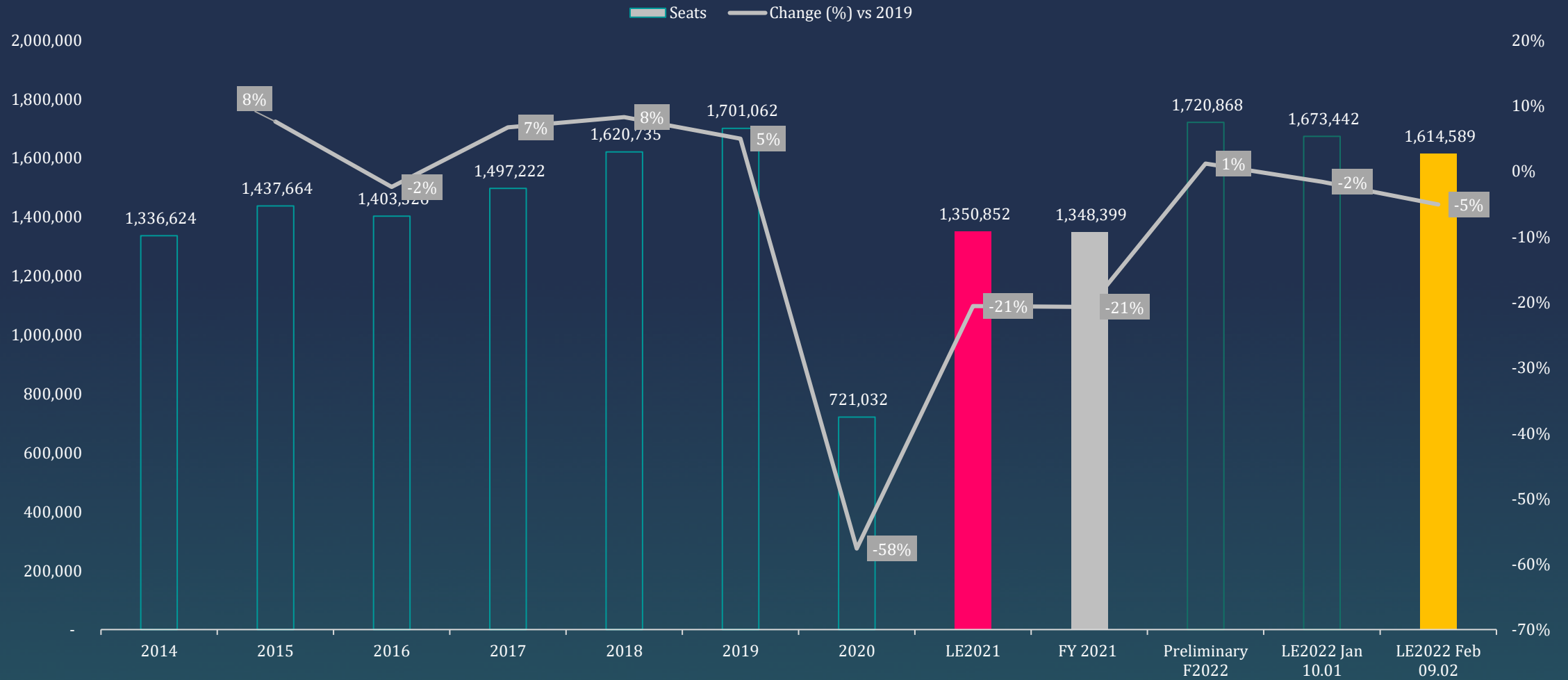
| | |
|-----------------|-------------------|
| New York (JFK) | 14.05% (4.6 pts.) |
| Amsterdam (AMS) | 12.98% +2.8 pts. |
| Newark (EWR) | 10.3% +0.3 pts. |
| Miami (MIA) | 7.9% (1.9 pts.) |
| Charlotte (CLT) | 4.4% (1.2 pts.) |

AIRLIFT OUTLOOK 2022

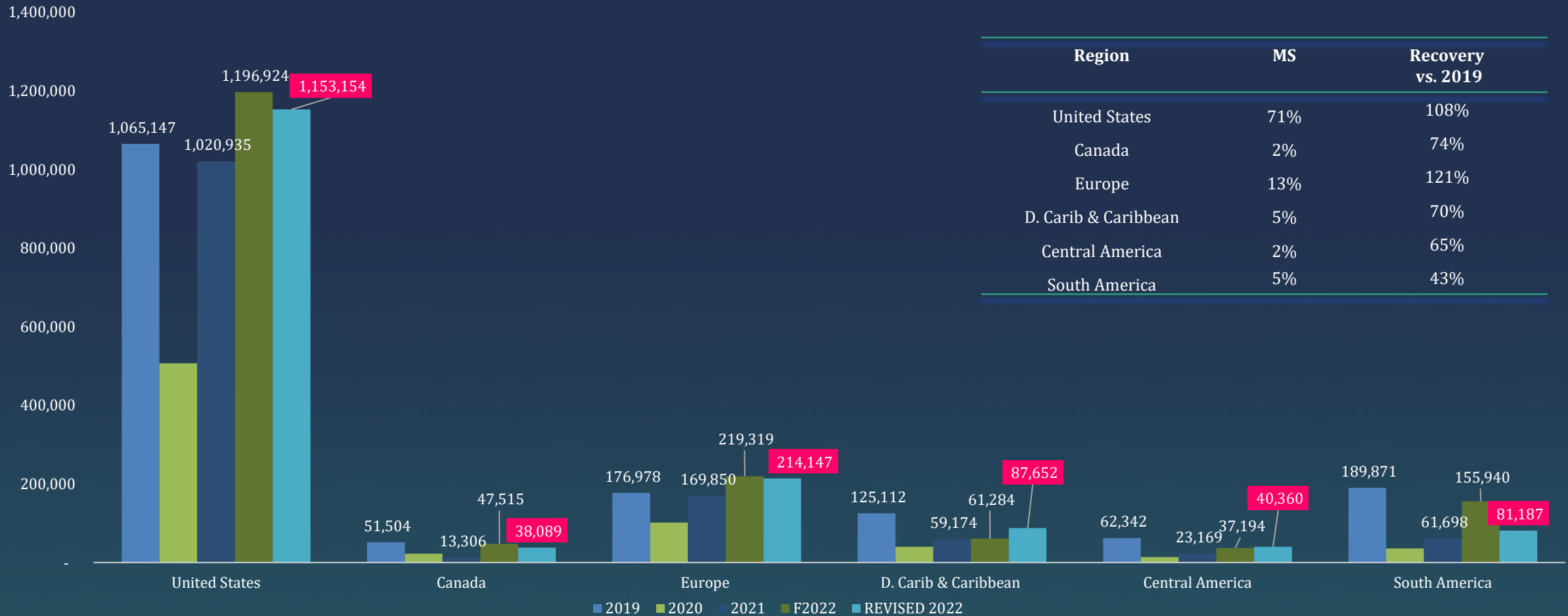
Increase Positivity as key Indicators Improve



SCHEDULED AIR SEAT CAPACITY | REVISED FORECAST 2022

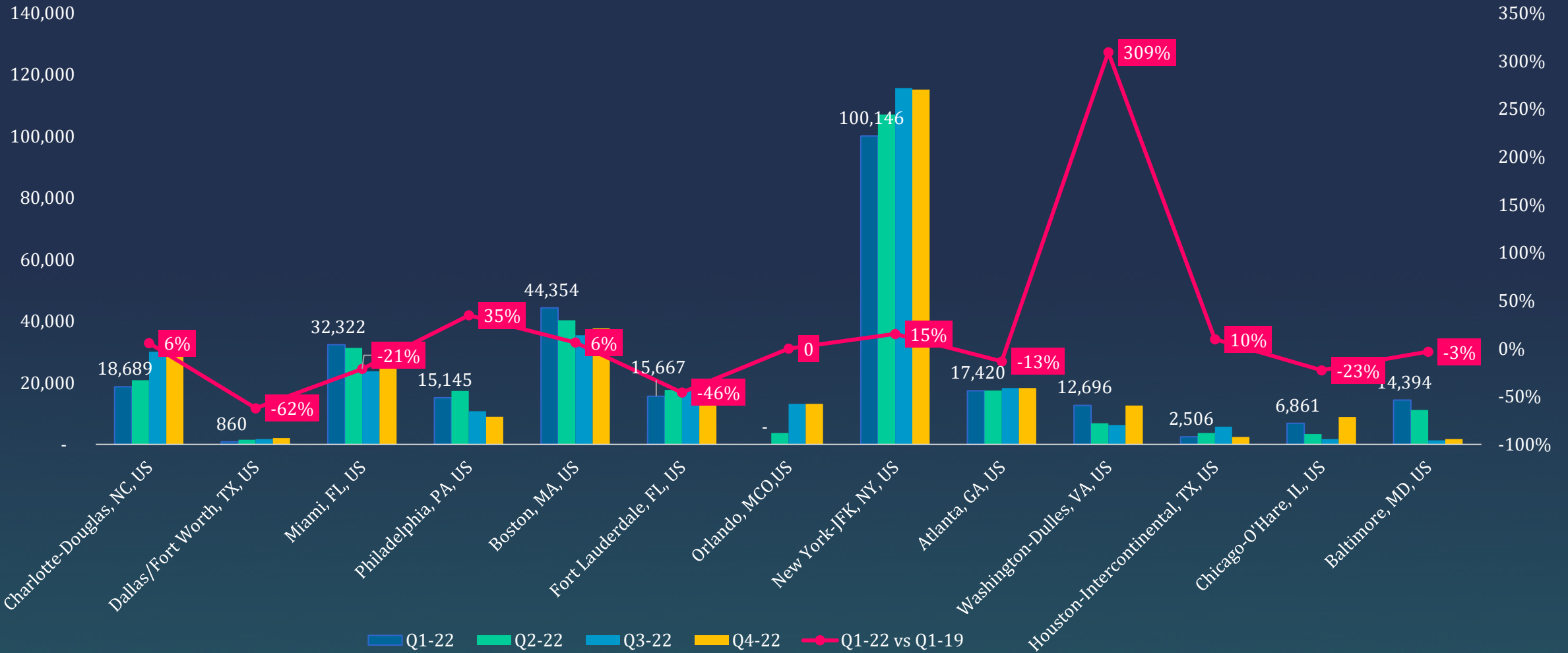


SCHEDULED AIR SEAT CAPACITY BY REGION | 2022 vs. 2019

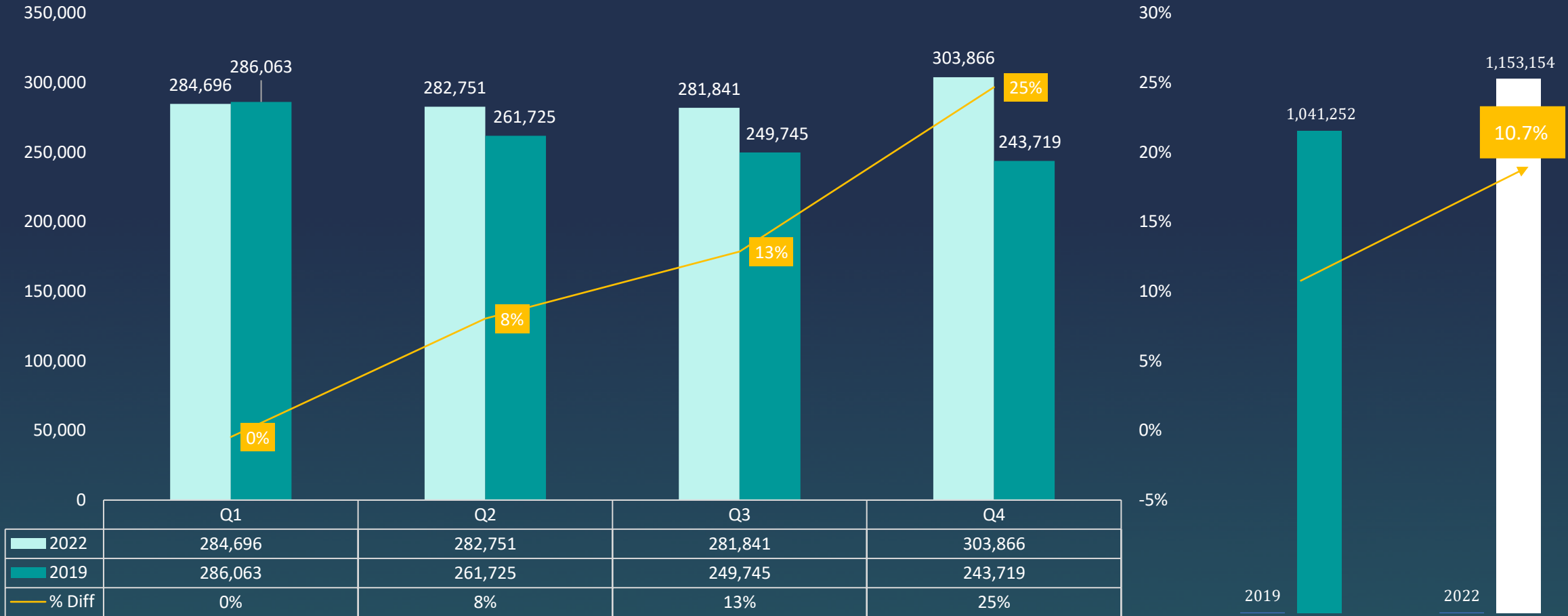


| Region | MS | Recovery vs. 2019 |
|----------------------|-----|-------------------|
| United States | 71% | 108% |
| Canada | 2% | 74% |
| Europe | 13% | 121% |
| D. Carib & Caribbean | 5% | 70% |
| Central America | 2% | 65% |
| South America | 5% | 43% |

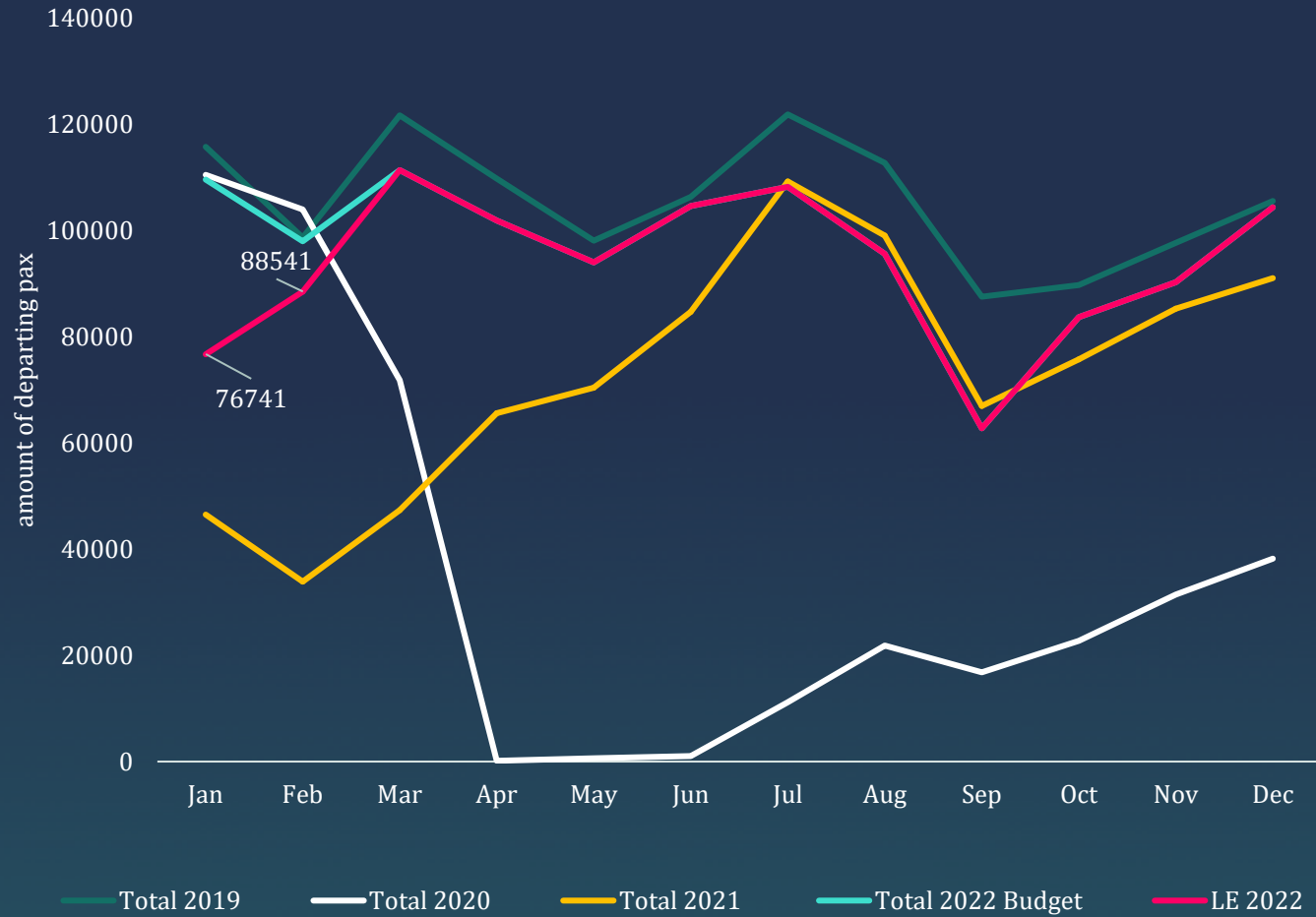
QUARTERLY CAPACITY CHANGES BY GATEWAY | 2022 vs. 2019



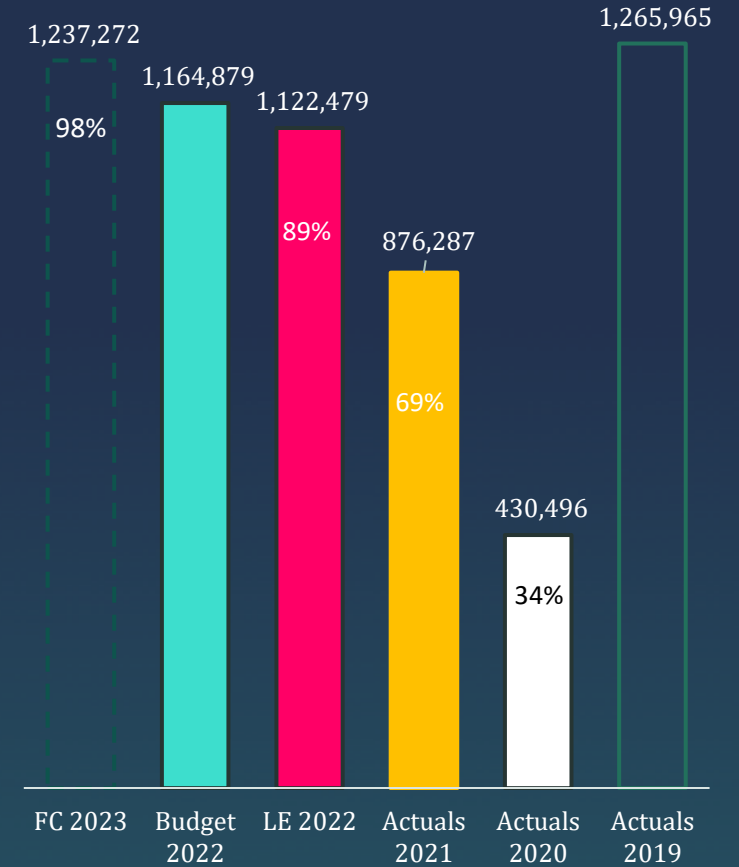
QUARTERLY CAPACITY CHANGES U.S. REGION | 2022 vs. 2019



MONTHLY FLOW REVENUE GENERATING PASSENGERS (RGP) | 2019 - LE 2022



Recovery % vs 2019



WEEKLY FLIGHT SCHEDULE

Period: January – May 2022

Flight Schedules (airportaruba.com)



WEEKLY FLIGHT SCHEDULE | January - May 2022

United States

| Airline | Destination | JAN | FEB | MAR | APR | MAY |
|-------------------|-----------------------|------------|------------|-----|------------|-----|
| American Airlines | Miami | 14 | 14 | 14 | 14 | 14 |
| | Charlotte | 8 | 8 | 9 | 7 | 7 |
| | Philadelphia | 8 | 8 | 8 | 6 | 7 |
| | Chicago | 1 | 1 | 1 | No Service | 1 |
| | La Guardia - New York | No Service | No Service | 1 | 1 | 1 |
| | Dallas | No Service | No Service | 1 | 1 | 1 |
| | United | Newark | 14 | 14 | 14 | 14 |
| United | Houston | 1 | 1 | 1 | 1 | 1 |
| | Washington | 7 | 4 | 5 | 5 | 3 |
| | Chicago | 2 | 2 | 2 | 2 | 1 |

WEEKLY FLIGHT SCHEDULE | January - May 2022



United States

| Airline | Destination | JAN | FEB | MAR | APR | MAY |
|-----------------|-----------------|-----|-----|---------|---------|-----|
| Jetblue | Boston | 11 | 22 | 18 (-4) | 21 (-1) | 10 |
| | New York - JFK | 19 | 21 | 17 (-4) | 21 | 15 |
| | Newark | 5 | 7 | 5 (-2) | 7 | 7 |
| | Fort Lauderdale | 7 | 7 | 5 (-2) | 7 | 7 |
| Delta Air Lines | Atlanta | 7 | 7 | 7 | 7 | 7 |
| | New York - JFK | 7 | 7 | 7 | 7 | 7 |
| | Boston | 3 | 3 | 4 (+1) | 4 (+1) | - |

WEEKLY FLIGHT SCHEDULE | January - May 2022

United States

| Airline | Destination | JAN | FEB | MAR | APR | MAY |
|-------------|-----------------|-----|-----|-----|-----|---------------------------------------|
| Southwest | Baltimore | 8 | 8 | 8 | 8 | 8 |
| Spirit | Fort Lauderdale | 1 | 1 | 1 | 1 | 1 |
| Sun Country | Minneapolis | 1 | 1 | 1 | 1 | - |
| SLM | Miami | 1 | 1 | 1 | 1 | Ceased Operation from AUA - MIA |

WEEKLY FLIGHT SCHEDULE | January - May 2022



Canada

| Airline | Destination | JAN | FEB | MAR | APR | MAY |
|------------|-------------|---|--------------|--------------|----------|----------|
| Air Canada | Toronto | Temporary suspension of flight services until w22-23 | x | x | x | |
| WestJet | Toronto | 2 TUE SAT | 2 TUE SAT | 2 TUE SAT | 1 SAT | 1 SAT |
| Sunwing | Toronto | 2 MON SAT SUN (Dec 26 - Jan 9) Flight canceled on Jan 13 and Jan 16 | 1 SAT | 2 MON SAT | 1 MON | 1 MON |

WEEKLY FLIGHT SCHEDULE | January - May 2022

Europe

| Airline | Destination | JAN | FEB | MAR | APR | MAY |
|------------------|--|-----------------------|------------------|------------------|--------------------------------|------------------|
| KLM | Amsterdam (BON) | Daily + Extra Flights | Daily | Daily | Daily | Daily |
| TUI NL | Amsterdam (CUR) | 3 MON THU SAT | 3 MON THU SAT | 3 MON THU SAT | 3 MON THU SAT | 3 MON THU SAT |
| TUI UK | London Gatwick The service will resume on May 4 | x | x | x | x | 1 WED |
| TUI fly BE | Brussels | x | x | x | Service to start on April 3 | 1 WED |
| TOM COOK VING | Stockholm (ARN) The service will resume in November 2022 | x | x | x | x | x |

WEEKLY FLIGHT SCHEDULE | January - May 2022



Latin America

| Airline | Destination | JAN | FEB | MAR | APR | MAY |
|---------|--------------|---|---|------------------------------|------------------------------|--------------|
| Avianca | Bogota | Daily | Daily | Daily | Daily | Daily |
| Wingo | Bogota | 2 THU SUN | 2 THU SUN | 2 THU SUN | 2 THU SUN | 2 THU SUN |
| Copa | Bogota | Reduced Service 6 MON TUE WED THU FRI SUN | Reduced Service 6 MON TUE WED THU FRI SUN | 5 MON WED THU FRI SUN | 5 MON WED THU FRI SUN | Daily |
| Sarpa | Medellin | 2 WED SUN | 2 WED SUN | 2 WED SUN | 2 WED SUN | 2 WED SUN |
| Sarpa | Barranquilla | 2 WED SUN | 2 WED SUN | 2 WED SUN | 2 WED SUN | 2 WED SUN |

WEEKLY FLIGHT SCHEDULE | January - May 2022

Caribbean

| Airline | Destination | JAN | FEB | MAR | APR | MAY |
|-------------|-------------------|----------------|----------------|----------------|----------------|----------------|
| Sky High | St. Domingo (SDQ) | 2 WED SUN | 2 WED SUN | 2 WED SUN | 2 WED SUN | 2 WED SUN |
| Air Century | St. Domingo (JBQ) | 2 WED SUN | 2 WED SUN | 2 WED SUN | 2 WED SUN | 2 WED SUN |

Dutch Caribbean

| Airline | Destination | JAN | FEB | MAR | APR | MAY |
|---------------|-------------------------|-----------------------------------|-----------------------------------|-----------------------------------|-----------------------------------|-----------------------------------|
| Divi Divi Air | Curacao | Daily MON-FRI 6x SAT 5x SUN | Daily MON-FRI 6x SAT 5x SUN | Daily MON-FRI 6x SAT 5x SUN | Daily MON-FRI 6x SAT 5x SUN | Daily MON-FRI 6x SAT 5x SUN |
| EZ Air | Curacao Bonaire | 2 daily MON- FRI 1x SUN | 2 daily MON- FRI 1x SUN | 2 daily MON- FRI 1x SUN | 2 daily MON- FRI 1x SUN | 2 daily MON- FRI 1x SUN |
| Winair | Curacao Sint Maarten | MON WED FRI SAT | MON WED FRI SAT | MON WED FRI SAT | MON WED FRI SAT | MON WED FRI SAT |



LET'S STAY CONNECTED

For any questions related to the report and/or additional information requests please contact

Jo-Anne Meaux Arends
Air Service Development Manager
j.arends@airportaruba.com



Breaking the mold

We are committed to continuously building and enhancing our trusted relationship with our partners to offer and generate maximum returns.