



AIRPORT TRAFFIC STATISTICS

March & Q1 2022



➤ Q1 2022

AIR TRAFFIC DASHBOARD



All Regions



258,802

Revenue Generating Passengers

-23%



199,092

Revenue Generating Passengers
USA

-18%



399,361

Total Seat Capacity - Outbound

-17%



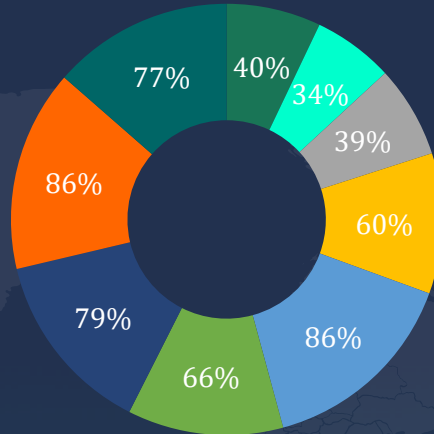
285,284

Seat Capacity - USA

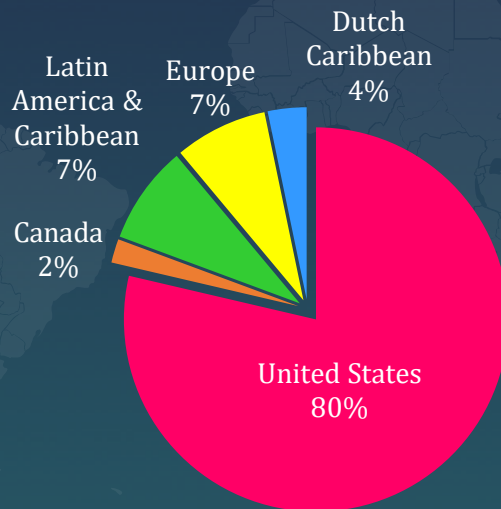
-0.8%

Traffic Recovery vs. 2019

- Jan
- Feb
- March
- April
- Dec
- Jan-22
- Feb-22
- Mar-22
- Q1 - 2022



Traffic Distribution



All Regions

vs. 81.3% (9.1) pts

72.2%

United States

vs. 82.9% (12.1) pts

70.8%

Canada

vs. 86.9% (19.4) pts

67.5%

Latin America

vs. 74.4% (5.4) pts

69.0%

Europe

vs. 93.9% (5.7) pts

88.2%

Dutch Caribbean

vs. 65.5% (5.7) pts

59.8%

➤ March 2022

DEPARTING PASSENGERS AND SCHEDULED AIRLINE SEAT CAPACITY



115,657
Total Departing Passengers

-15% ↓



84,287
Departing Passengers - USA

-9% ↓



104,462
Total Regular Passengers

-14% ↓



487
Total Transfer Passengers

-36% ↓



9,075
Total Transit Passengers

-28% ↓



135,657
Total Seat Capacity - Outbound

-15% ↓



15,996
Seat Capacity - Europe

9% ↑



13,034
Seat Capacity - Latin America

-38% ↓



97,545
Seat Capacity - USA

-9% ↓

➤ Q1 2022

DEPARTING PASSENGERS AND SCHEDULED AIRLINE SEAT CAPACITY



288,160

Total Departing Passengers

-26%



202,121

Departing Passengers - USA

-18%



258,802

Total Regular Passengers

-26%



1,306

Total Transfer Passengers

-91%



25,424

Total Transit Passengers

-29%



399,361

Total Seat Capacity - Outbound

-17%



48,546

Seat Capacity - Europe

14%



37,233

Seat Capacity - Latin America

-58%



285,284

Seat Capacity - USA

-4.4%

➤ March 2022

PASSENGER LOAD FACTOR (PLF) BY REGION

All Regions

vs. 85.4% (0.6) pts

84.8%

United States

vs. 86.3% 0.1 pts

86.4%

Canada

vs. 87.3% 8.2 pts

95.5%

Latin America

vs. 65.6% 3.3 pts

68.9%

Europe

vs. 95.4% (2.4) pts

93.0%

Dutch Caribbean

vs. 71.4% (0.3) pts

71.1%



➤ Q1 2022

PASSENGER LOAD FACTOR (PLF) BY REGION

All Regions

vs. 81.3% (9.1) pts

72.2%

United States

vs. 82.9% (12.1) pts

70.8%

Canada

vs. 86.9% (19.4) pts

67.5%

Latin America

vs. 74.4% (5.4) pts

69.0%

Europe

vs. 93.9% (5.7) pts

88.2%

Dutch Caribbean

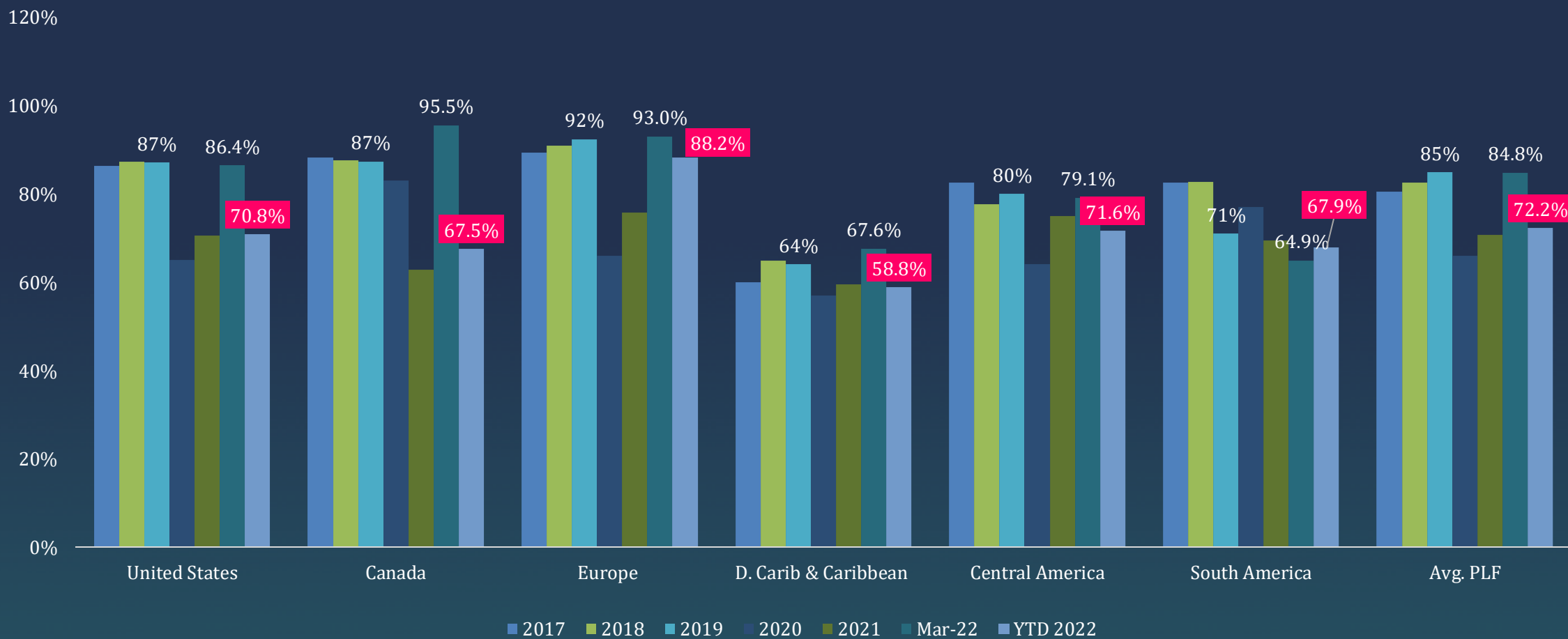
vs. 65.5% (5.7) pts

59.8%



➤ Q1 2022

PASSENGER LOAD FACTOR (PLF) BY REGION



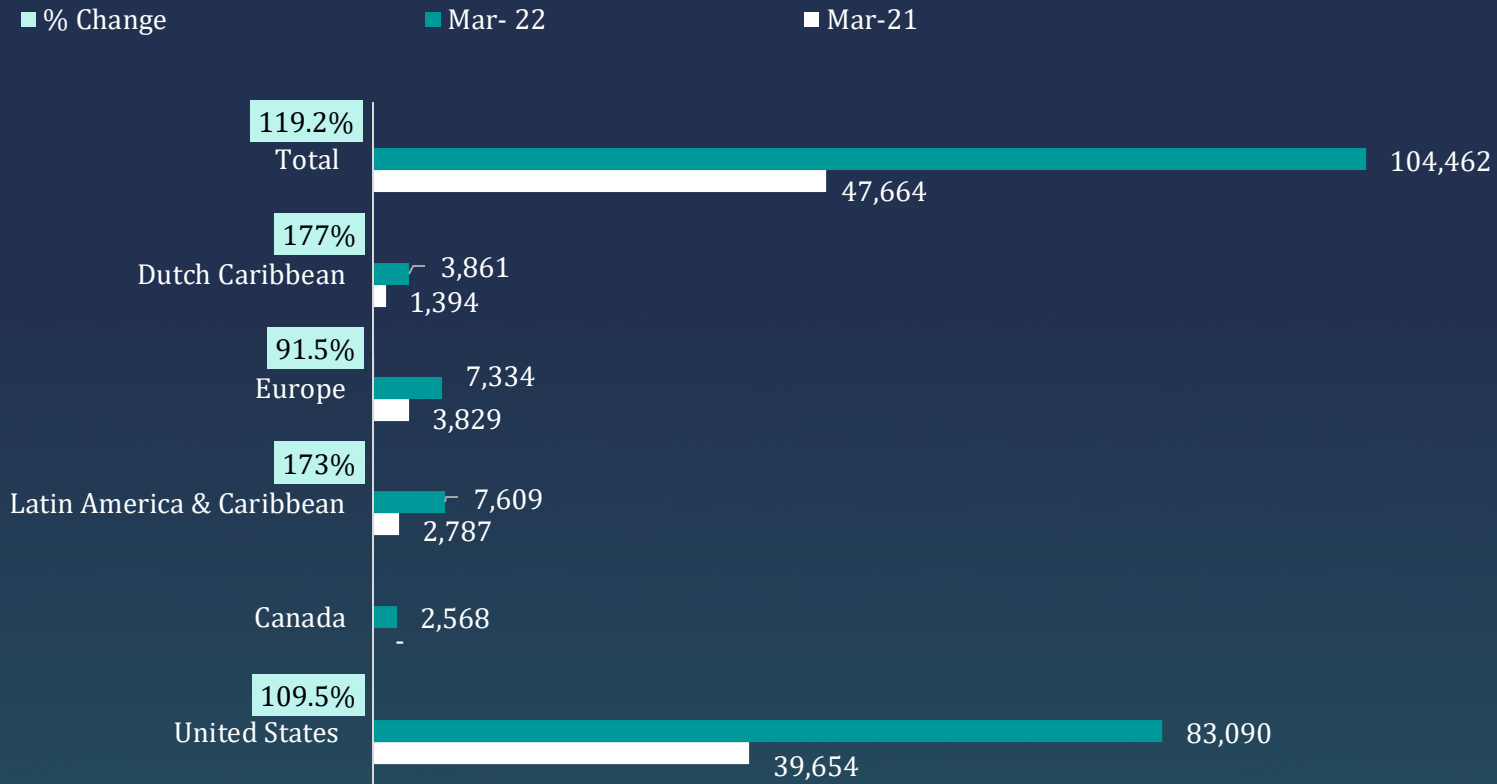
➤ March 22 vs. 19

REVENUE GENERATING PASSENGERS (RGPs) BY REGION



➤ March 22 vs. 21

REVENUE GENERATING PASSENGERS (RGPs) BY REGION



➤ Q1 2022 vs. 19

REVENUE GENERATING PASSENGERS (RGP_s) BY REGION








➤ March 2022



Top 5 Airlines in terms of Revenue Generating Passenger Market Share

MoM Change in MS

	JetBlue (B6)	25.1% (1.7) pts.
	American Airlines (AA)	18.3% 1.8 pts.
	United Airlines (UA)	12.1% (0.8) pts
	Delta Air Lines (DL)	10.2% (0.01) pts.
	KLM Royal Dutch Airlines (KL)	8.8% 0.01 pts.



Top 5 markets in terms of Capacity Market Share

MoM Change in MS

New York (JFK)	13.1% (1.8) pts.
Amsterdam (AMS)	11.8% 0.2 pts.
Newark (EWR)	10.8% 0 pts.
Miami (MIA)	8.13% (3.17) pts.
Charlotte (CLT)	5.0% 0.7 pts.



WEEKLY FLIGHT SCHEDULE

Period: May – October 2022
Flight Schedules (airportaruba.com)

WEEKLY FLIGHT SCHEDULE | May - October 2022

United States

Airline	Destination	MAY	JUN	JUL	AUG	SEP	OCT
American Airlines	Miami	14	14	14	14	7	7
	Charlotte	7	14	12	14	12	12
	Philadelphia	7	7	7	7	2	2
	Chicago	-	-	-	-	-	-
	La Guardia – New York	No Service	1	1	1	No Service	No Service
	Dallas	No Service	1	1	1	No Service	No Service
United	Newark	14	14	14	14	11	11
	Houston	1	2	2	2	1	1
	Washington	3	3	3	3	2	2
	Chicago	1	1	1	1	No Service	No Service

WEEKLY FLIGHT SCHEDULE | May - October 2022



United States

Airline	Destination	MAY	JUN	JUL	AUG	SEP	OCT
Jetblue	Boston	10	10	10 (-5)	15	15	15
	New York – JFK	15	22	22	22	15	15
	Newark	7	7	7	7	7	7
	Fort Lauderdale	7	7	7	7	5	5
Delta Air Lines	Atlanta	7	7	7	7	7	7
	New York – JFK	7	7	7	7	5	5
	Boston	-	-	-	-	-	-

WEEKLY FLIGHT SCHEDULE | May - October 2022

United States

Airline	Destination	MAY	JUN	JUL	AUG	SEP	OCT
Southwest	Baltimore	8	1	1	1	1	1
Southwest	<i>New Orlando June 5th</i>	-	7	7	7	-	-
Spirit	Fort Lauderdale	1	1	1	1	1	1
Sun Country	Minneapolis	-	-	-	-	-	-

WEEKLY FLIGHT SCHEDULE | May - October 2022



Canada

Airline	Destination	MAY	JUN	JUL	AUG	SEP	OCT
Air Canada	Toronto	-	-	-	-	-	-
WestJet	Toronto	1 SAT	1 SAT	1 SAT	1 SAT	1 SAT	2 THU SAT
Sunwing	Toronto	1 MON	1 MON	1 MON	1 MON	1 MON	1 MON

WEEKLY FLIGHT SCHEDULE | May - October 2022

Europe

Airline	Destination	MAY	JUN	JUL	AUG	SEP	OCT
KLM	Amsterdam (BON)	Daily	Daily	Daily	Daily	Daily	Daily
TUI NL	Amsterdam (CUR)	3 MON THU SAT	3 MON THU SAT	3 MON THU SAT	3 MON THU SAT	3 MON THU SAT	3 MON THU SAT
TUI Airways Limited	TUI Airways resumes weekly service between London Gatwick (LGW) and Aruba (AUA), starting May 4, operated by Boeing 787 (259 seats)	May 4 WED	1 WED	1 WED	1 WED	1 WED	1 WED
TUI fly BE	TUI Fly Belgium resumes weekly seasonal service between Brussels (BRU) and Aruba (AUA) via St. Domingo, starting Sunday April 3, operated by Boeing 787-800 (300 seats)	1 SUN	1 SUN	1 SUN	1 SUN	1 SUN	23 OCT SUN

WEEKLY FLIGHT SCHEDULE | May - October 2022



Latin America

Airline	Destination	MAY	JUN	JUL	AUG	SEP	OCT
Avianca	Bogota	Daily	Daily	Daily	Daily	Daily	Daily
Wingo	Bogota	2 THU SUN	3 TUE THU SUN	3 TUE THU SUN	3 TUE THU SUN	3 TUE THU SUN	3 TUE THU SUN
Copa	Bogota	Daily	Daily	Daily	Daily	5 MON WED THU FRI SUN	5 MON WED THU FRI SUN
Sarpa	Medellin	2 WED SUN	3 TUE THU SUN	3 TUE THU SUN	3 TUE THU SUN	3 TUE THU SUN	3 TUE THU SUN
Sarpa	Barranquilla	2 WED SUN	2 WED SUN	2 WED SUN	2 WED SUN	2 WED SUN	2 WED SUN

WEEKLY FLIGHT SCHEDULE | May - October 2022

Caribbean

Airline	Destination	MAY	JUN	JUL	AUG	SEP	OCT
Sky High	St. Domingo (SDQ)	2 WED SUN	2 WED SUN	2 WED SUN	2 WED SUN	2 WED SUN	2 WED SUN
Air Century	St. Domingo (JBQ)	2 WED SUN	2 WED SUN	2 WED SUN	2 WED SUN	2 WED SUN	2 WED SUN

Dutch Caribbean

Airline	Destination	MAR	JUN	JUL	AUG	SEP	OCT
Divi Divi Air	Curacao	Daily MON-FRI 6x SAT 5x SUN	Daily MON-FRI 6x SAT 5x SUN	Daily MON-FRI 6x SAT 5x SUN	Daily MON-FRI 6x SAT 5x SUN	Daily MON-FRI 6x SAT 5x SUN	Daily MON-FRI 6x SAT 5x SUN
EZ Air	Curacao Bonaire	2 daily MON-FRI 1x SUN	2 daily MON-FRI 1x SUN	2 daily MON-FRI 1x SUN	2 daily MON-FRI 1x SUN	2 daily MON-FRI 1x SUN	2 daily MON-FRI 1x SUN
Winair	Curacao Sint Maarten	MON WED FRI SAT	MON WED FRI SAT	MON WED FRI SAT	MON WED FRI SAT	MON WED FRI SAT	MON WED FRI SAT



LET'S STAY CONNECTED

For any questions related to the report and/or additional information requests please contact

Jo-Anne Meaux Arends
Air Service Development Manager
j.arends@airportaruba.com

