



# AIRPORT TRAFFIC STATISTICS

April 2022



# AIR TRAFFIC DASHBOARD



## All Regions



411,314

Revenue Generating Passengers

-20%



291,005

Revenue Generating Passengers  
USA

-12%



538,003

Total Seat Capacity - Outbound

-14%



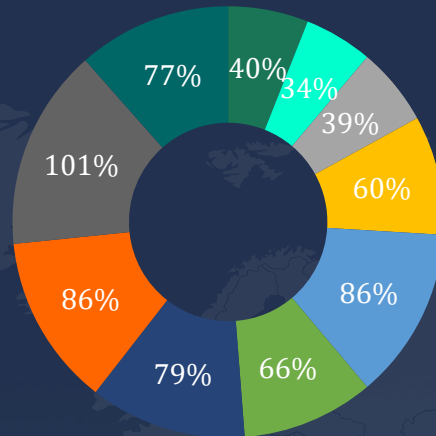
384,472

Seat Capacity - USA

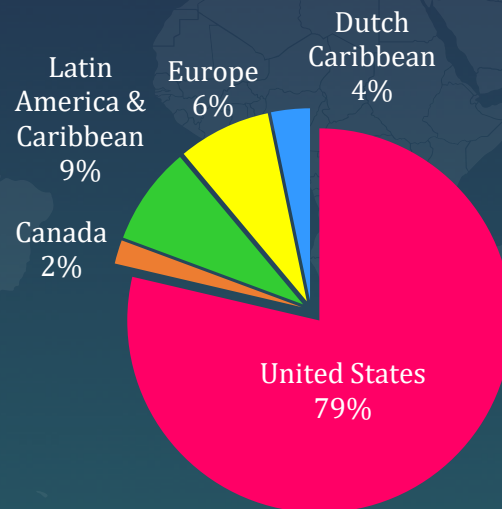
-7.3%

- Jan
- Feb
- March
- April
- Dec
- Jan-22
- Feb-22
- Mar-22
- Apr-22
- Q1 - 2022

Traffic Recovery vs. 2019



Traffic Distribution



## All Regions

vs. 82.6% (6.1) pts

76.5%

## United States

vs. 84.3% (8.6) pts

75.7%

## Canada

vs. 87.4% (15.2) pts

72.2%

## Latin America

vs. 75.7% (4.0) pts

71.7%

## Europe

vs. 94.4% (4.2) pts

90.2%

## Dutch Caribbean

vs. 66.4% (1.9) pts

64.5%

YTD April 2022

# DEPARTING PASSENGERS AND SCHEDULED AIRLINE SEAT CAPACITY



411,314

Total Departing Passengers

-20.2%



291,005

Departing Passengers - USA

-12.4%



369,785

Total Regular Passengers

-17.1%



1,333

Total Transfer Passengers

-91.3%



36,573

Total Transit Passengers

-26.2%



538,003

Total Seat Capacity - Outbound

-13.6%



65,365

Seat Capacity - Europe

16%



51,638

Seat Capacity - Latin America

-53.6%



384,472

Seat Capacity - USA

-7.3%

► April 2022

# DEPARTING PASSENGERS AND SCHEDULED AIRLINE SEAT CAPACITY



**123,154**  
*Total Departing Passengers*

-1.6% ↓



**88,884**  
*Departing Passengers - USA*

6.8% ↑



**110,983**  
*Total Regular Passengers*

1.1% ↑



**27**  
*Total Transfer Passengers*

-96.1% ↓



**11,149**  
*Total Transit Passengers*

-18.5% ↓



**138,642**  
*Total Seat Capacity - Outbound*

-3.7% ↓



**16,819**  
*Seat Capacity - Europe*

22.7% ↑



**14,405**  
*Seat Capacity - Latin America*

-37.4% ↓



**99,188**  
*Seat Capacity - USA*

6% ↑

➤ April

# PASSENGER LOAD FACTOR (PLF) BY REGION

## All Regions

vs. 87.0% (0.1) pts



## United States

vs. 88.9% (0.7) pts




## Canada

vs. 89.3% 8.6 pts



## Latin America

vs. 80.4% (1.5) pts



## Europe

vs. 95.8% 0.2 pts



## Dutch Caribbean

vs. 69.1% 8.1 pts



➤ YTD April 2022

# PASSENGER LOAD FACTOR (PLF) BY REGION

## All Regions

vs. 82.6% (6.1) pts

76.5%

## United States

vs. 84.3% (8.6) pts

75.7%

## Canada

vs. 87.4% (15.2) pts

72.2%

## Latin America

vs. 75.7% (4.0) pts

71.7%

## Europe

vs. 94.4% (4.2) pts

90.2%

## Dutch Caribbean

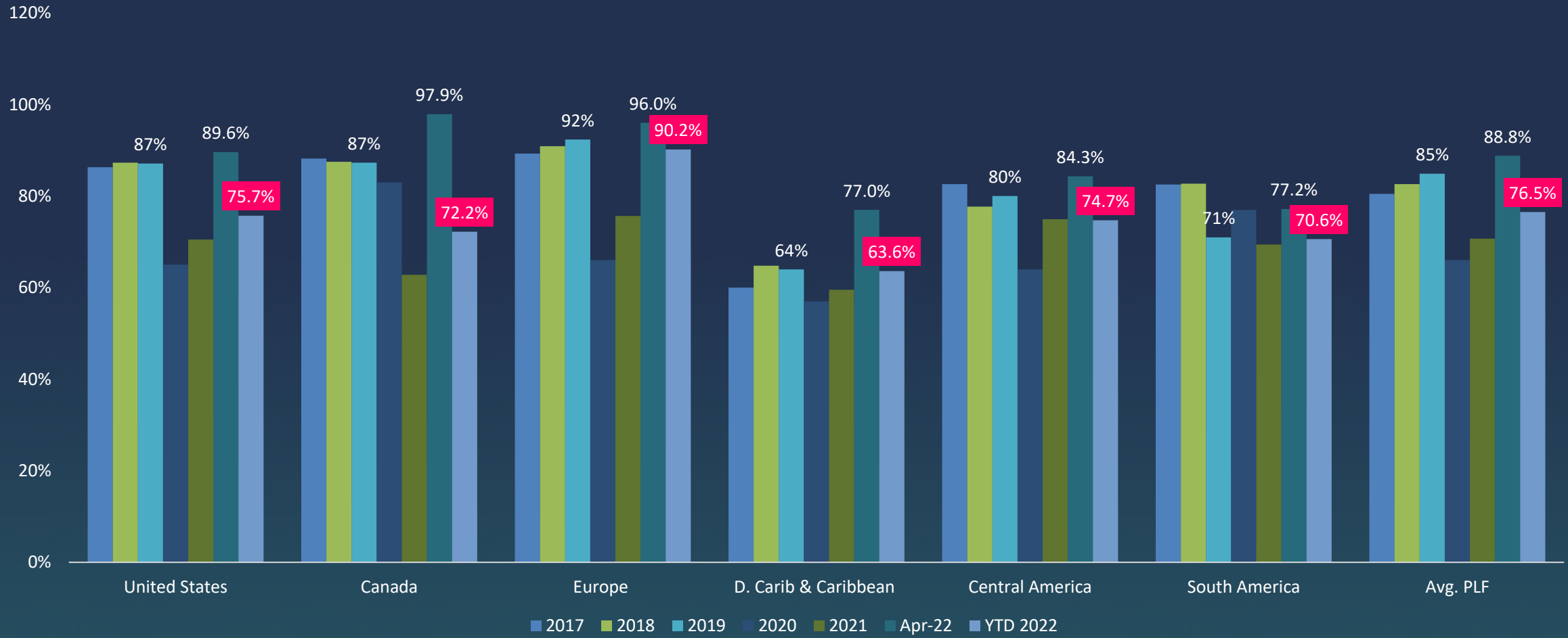
vs. 66.4% (1.9) pts

64.5%



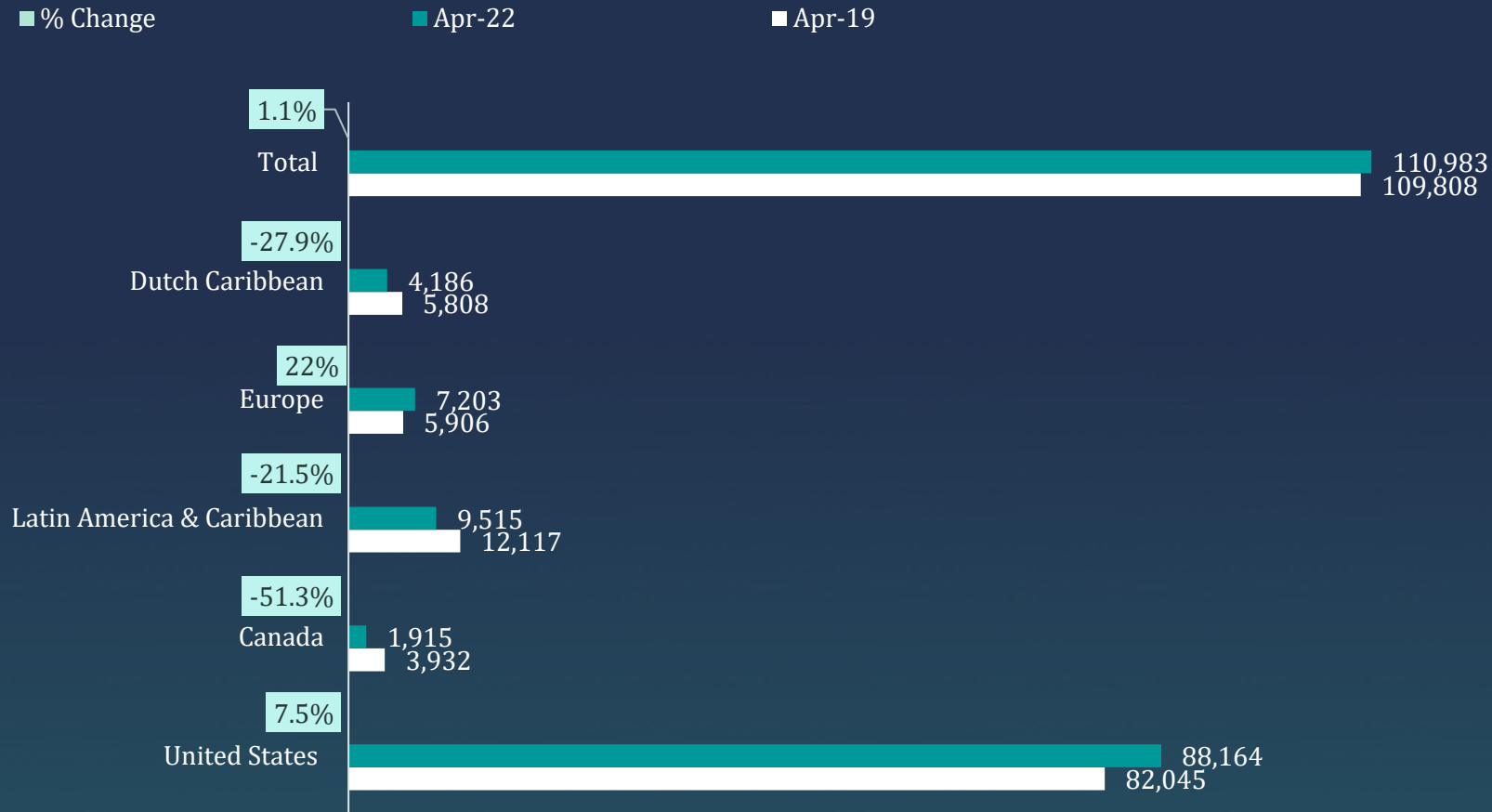
➤ YTD April 2022

# PASSENGER LOAD FACTOR (PLF) BY REGION



➤ April 22 vs. 19

# REVENUE GENERATING PASSENGERS (RGPs) BY REGION





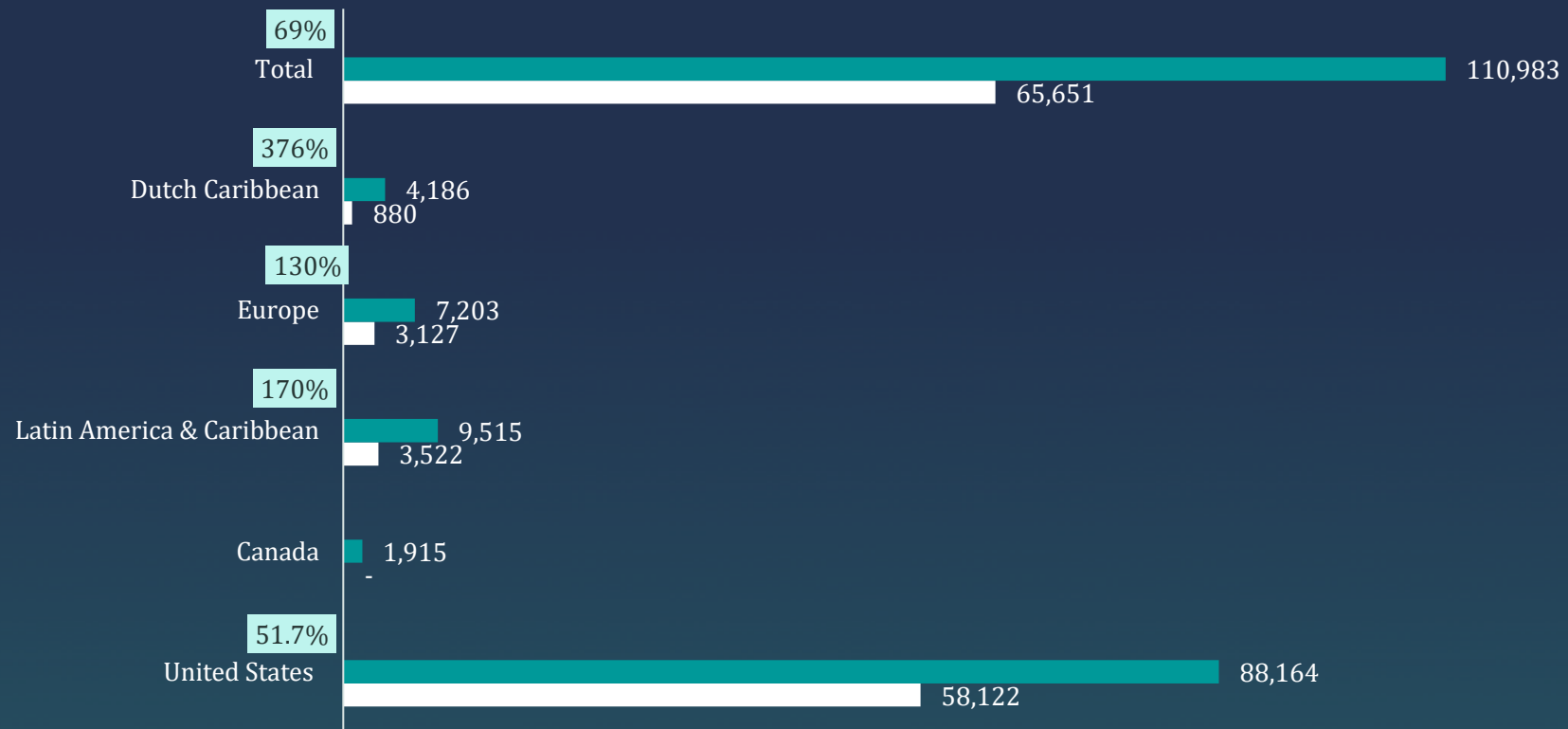
➤ April 22 vs. 21

# REVENUE GENERATING PASSENGERS (RGPs) BY REGION

■ % Change

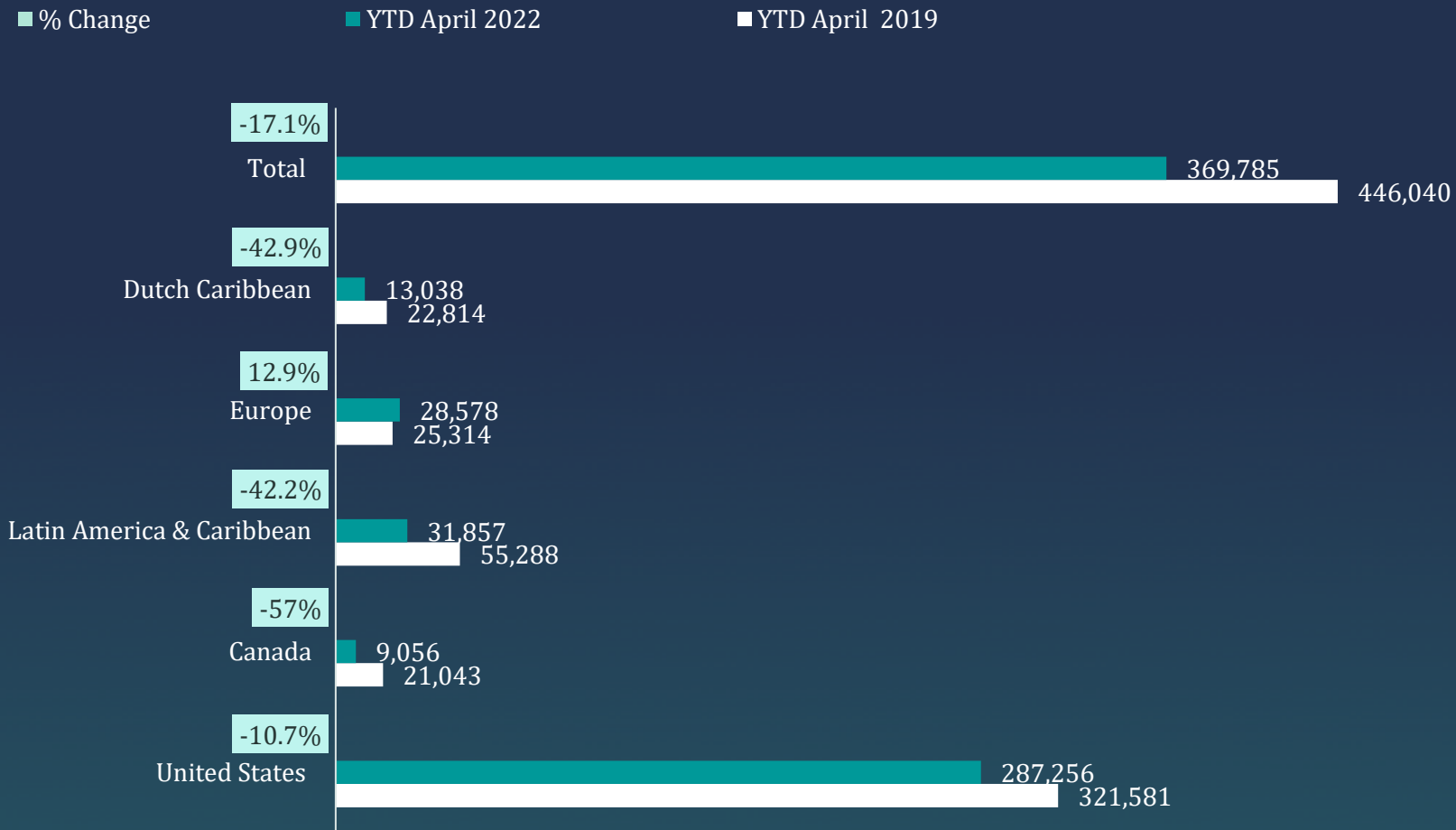
■ Apr-22

■ Apr-21



➤ YTD 2022 vs. 19

# REVENUE GENERATING PASSENGERS (RGPs) BY REGION








➤ April 2022



**Top 5 Airlines in terms of Revenue Generating Passenger Market Share**

**MoM Change in MS**

	JetBlue (B6)	28.1% 3.0 pts.
	American Airlines (AA)	16.7% (1.6) pts.
	United Airlines (UA)	11.3% (0.8) pts
	Delta Air Lines (DL)	10.0% (0.02) pts.
	KLM Royal Dutch Airlines (KL)	8.4% (0.4) pts.



**Top 5 markets in terms of Capacity Market Share**

**MoM Change in MS**

New York (JFK)	13.6% 0.5 pts.
Amsterdam (AMS)	11.3% (0.5) pts.
Newark (EWR)	11.1% 0.3 pts.
Miami (MIA)	7.5% (0.6) pts.
Charlotte (CLT)	3.9% (1.1) pts.



# WEEKLY FLIGHT SCHEDULE

Period: June – October 2022  
[Flight Schedules \(airportaruba.com\)](http://airportaruba.com)

# WEEKLY FLIGHT SCHEDULE | June - October 2022

## United States

Airline	Destination	JUN	JUL	AUG	SEP	OCT
American Airlines	Miami	14	14	14	7	7
	Charlotte	14	12	14	11 (-1)	12
	Philadelphia	7	7	7	1 (-1)	2
	Chicago	-	-	-	-	-
	La Guardia – New York	1	1	1	No Service	No Service
	Dallas	1	1	1	No Service	No Service
United	Newark	14	14	14	11	11
	Houston	2	2	2	1	1
	Washington	3	3	3	2	2
	Chicago	1	1	1	No Service	No Service

# WEEKLY FLIGHT SCHEDULE | June - October 2022

## United States

Airline	Destination	JUN	JUL	AUG	SEP	OCT
Jetblue	Boston	10	12 (+2)	13 (-2)	15	15
	New York – JFK	22	22	22	15	15
	Newark	7	7	7	7	7
	Fort Lauderdale	7	7	7	5	5
Delta Air Lines	Atlanta	7	7	7	7	7
	New York – JFK	7	7	7	5	5
	Boston	-	-	-	-	-

# WEEKLY FLIGHT SCHEDULE | June - October 2022

## United States

Airline	Destination	JUN	JUL	AUG	SEP	OCT
Southwest	Baltimore	1	1	1	1	1
Southwest	<i>New Orlando June 5<sup>th</sup></i>	7	7	7	-	-
Spirit	Fort Lauderdale	1	1	1	1	1
Sun Country	Minneapolis	-	-	-	-	-

# WEEKLY FLIGHT SCHEDULE | June - October 2022



## Canada

Airline	Destination	JUN	JUL	AUG	SEP	OCT
Air Canada	Toronto	-	-	-	-	-
WestJet	Toronto	1 SAT	1 SAT	1 SAT	1 SAT	2 THU   SAT
Sunwing	Toronto	1 MON	1 MON	1 MON	1 MON	1 MON



# WEEKLY FLIGHT SCHEDULE | June - October 2022

## Europe

Airline	Destination	MAY	JUN	JUL	AUG	SEP	OCT
KLM	Amsterdam (BON)	Daily	Daily	Daily	Daily	Daily	Daily
TUI NL	Amsterdam (CUR)	3 MON THU  SAT	3 MON THU  SAT	3 MON THU  SAT	3 MON THU  SAT	3 MON THU  SAT	3 MON THU  SAT
TUI Airways Limited	TUI Airways resumes weekly service between London Gatwick (LGW) and Aruba (AUA), starting May 4, operated by Boeing 787 (259 seats)	May 4 WED	1 WED	1 WED	1 WED	1 WED	1 WED
TUI fly BE	TUI Fly Belgium resumes weekly seasonal service between Brussels (BRU) and Aruba (AUA) via St. Domingo, starting Sunday April 3, operated by Boeing 787-800 (300 seats)	1 SUN	Service permanently cancelled Last flight June 19 <sup>th</sup> , 2022	x	x	x	x

# WEEKLY FLIGHT SCHEDULE | June - October 2022



## Latin America

Airline	Destination	JUN	JUL	AUG	SEP	OCT
Avianca	Bogota	Daily	Daily	Daily	Daily	Daily
Wingo	Bogota	3 (Effective June 14th) TUE   THU   SUN	3 TUE   THU   SUN	3 TUE   THU   SUN	3 TUE   THU   SUN	3 TUE   THU   SUN
Copa	Bogota	Daily	Daily	Daily	Daily	Daily
Sarpa	Medellin	3 (Effective June 21 <sup>st</sup> ) TUE   THU   SUN	3 TUE   THU   SUN	3 TUE   THU   SUN	3 TUE   THU   SUN	3 TUE   THU   SUN
Sarpa	Barranquilla	2 WED   SUN	2 WED   SUN	2 WED   SUN	2 WED   SUN	2 WED   SUN

# WEEKLY FLIGHT SCHEDULE | June - October 2022

## Caribbean

Airline	Destination	JUN	JUL	AUG	SEP	OCT
Sky High	St. Domingo (SDQ)	2 WED   SUN	2 WED   SUN	2 WED   SUN	2 WED   SUN	2 WED   SUN
Air Century	St. Domingo (JBQ)	2 WED   SUN	2 WED   SUN	2 WED   SUN	2 WED   SUN	2 WED   SUN

## Dutch Caribbean

Airline	Destination	JUN	JUL	AUG	SEP	OCT
Divi Divi Air	Curacao	Daily MON-FRI 6x SAT 5x SUN	Daily MON-FRI 6x SAT 5x SUN	Daily MON-FRI 6x SAT 5x SUN	Daily MON-FRI 6x SAT 5x SUN	Daily MON-FRI 6x SAT 5x SUN
EZ Air	Curacao Bonaire	2 daily MON- FRI 1x SUN	2 daily MON- FRI 1x SUN	2 daily MON- FRI 1x SUN	2 daily MON- FRI 1x SUN	2 daily MON- FRI 1x SUN
Winair	Curacao Sint Maarten	MON   WED   FRI   SAT	MON   WED   FRI   SAT	MON   WED   FRI   SAT	MON   WED   FRI   SAT	MON   WED   FRI   SAT



LET'S STAY CONNECTED

For any questions related to the report and/or additional information requests please contact

Jo-Anne Meaux Arends  
Air Service Development Manager  
[j.arends@airportaruba.com](mailto:j.arends@airportaruba.com)

