

# AIRPORT TRAFFIC STATISTICS

July 2022



➤ YTD July 2022

# AIR TRAFFIC DASHBOARD



## All Regions



775,926

Revenue Generating Passengers

-12.5%



543,666

Revenue Generating Passengers  
USA

-5.1%



949,174

Total Seat Capacity - Outbound

-9%



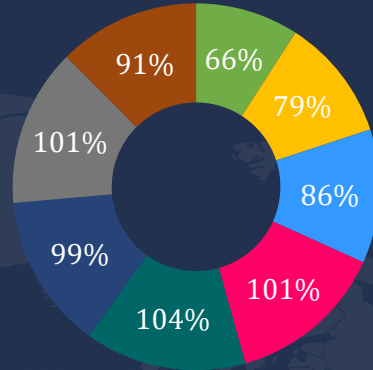
660,590

Seat Capacity - USA

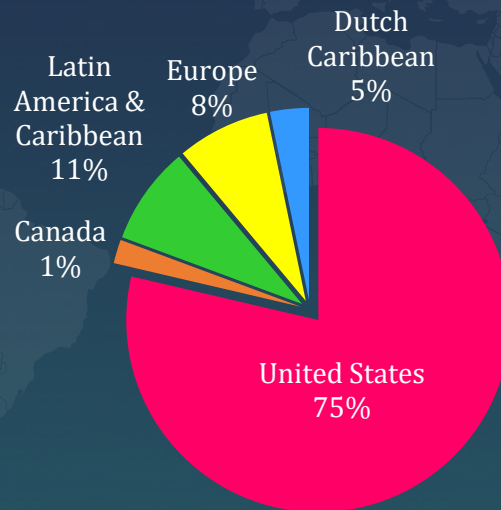
-0.1%

## Traffic Recovery vs. 2019

- Jan-22
- Feb-22
- Mar-22
- Apr-22
- May-22
- Jun-22
- Jul-22
- YTD 2022



## Traffic Distribution



## All Regions

vs. 84.6% (2.9) pts

81.7%

## United States

vs. 86.6% (4.3) pts

82.3%

## Canada

vs. 87.6% (9.7) pts

77.9%

## Latin America

vs. 79.6% (3.2) pts

76.4%

## Europe

vs. 93.4% (3.6) pts

89.8%

## Dutch Caribbean

vs. 65.1% 3.7 pts

68.8%

➤ YTD July 2022

# DEPARTING PASSENGERS AND SCHEDULED AIRLINE SEAT CAPACITY



**775,926**  
*Total Departing Passengers*

-12.5% ↓



**543,666**  
*Departing Passengers - USA*

-5.1% ↓



**700,556**  
*Total Regular Passengers*

-9.3% ↓



**1,474**  
*Total Transfer Passengers*

-92% ↓



**67,376**  
*Total Transit Passengers*

-25% ↓



**949,174**  
*Total Seat Capacity - Outbound*

-9% ↓



**118,940**  
*Seat Capacity - Europe*

17% ↑



**104,432**  
*Seat Capacity - Latin America*

-43% ↓



**660,590**  
*Seat Capacity - USA*

-0.1% ↓

July 2022

# DEPARTING PASSENGERS AND SCHEDULED AIRLINE SEAT CAPACITY



**135,993**  
*Total Departing Passengers*

0.1% ↑



**93,690**  
*Departing Passengers - USA*

4.2% ↑



**123,413**  
*Total Regular Passengers*

1.2% ↑



**39**  
*Total Transfer Passengers*

-96% ↓



**11,485**  
*Total Transit Passengers*

-3.7% ↓



**145,735**  
*Total Seat Capacity - Outbound*

-0.5% ↓



**18,015**  
*Seat Capacity - Europe*

18% ↑



**17,942**  
*Seat Capacity - Latin America*

-24% ↓



**98,843**  
*Seat Capacity - USA*

4.6% ↑

➤ July 2022

# PASSENGER LOAD FACTOR (PLF) BY REGION

## All Regions

vs. 92.8% 0.5 pts



## United States

vs. 95.2% (0.4) pts




## Canada

vs. 92.4% (2.4) pts



## Latin America

vs. 91.5% 0.3 pts



## Europe

vs. 95.4% 1.5 pts



## Dutch Caribbean

vs. 68.5% 7.8 pts



Source: AAA July 2022 vs 2019

➤ YTD July 2022

# PASSENGER LOAD FACTOR (PLF) BY REGION

## All Regions

vs. 84.6% (2.9) pts

81.7%

## United States

vs. 86.6% (4.3) pts

82.3%

## Canada

vs. 87.6% (9.7) pts

77.9%

## Latin America

vs. 79.6% (3.2) pts

76.4%

## Europe

vs. 93.4% (3.6) pts

89.8%

## Dutch Caribbean

vs. 65.1% 3.7 pts

68.8%

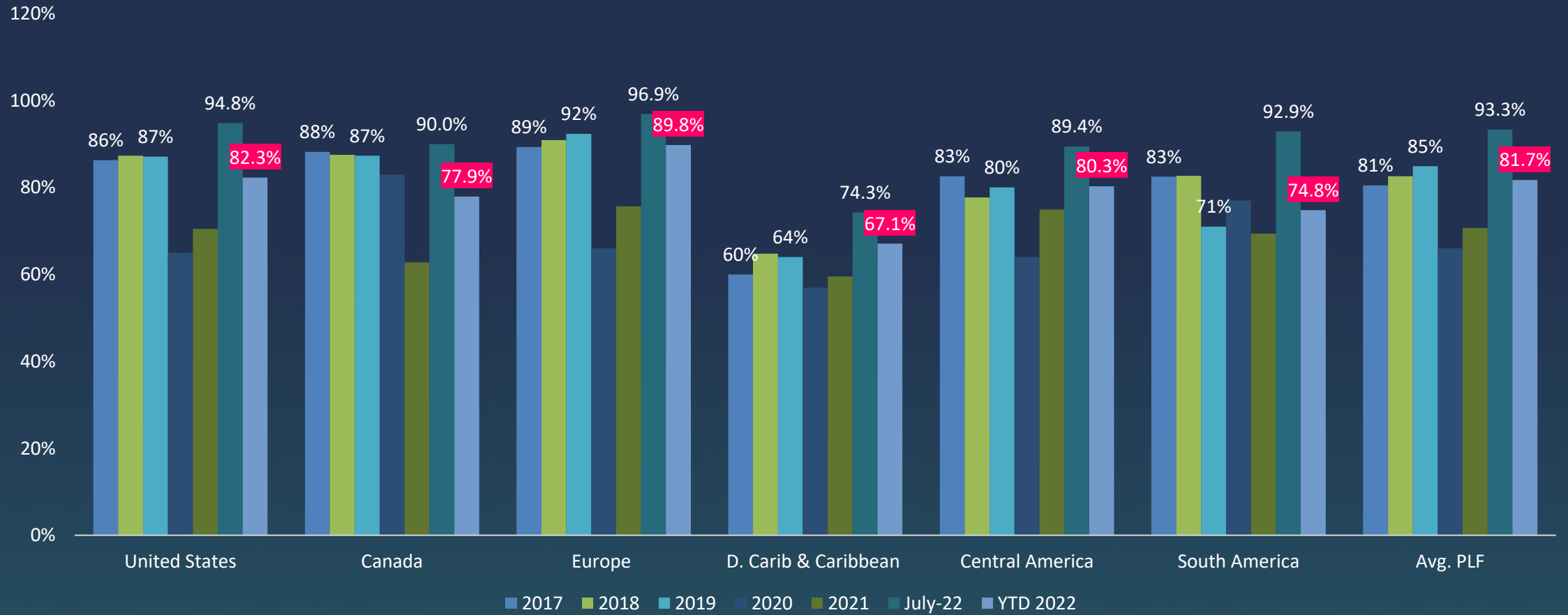


Source: AAA YTD July 2022 vs 2019



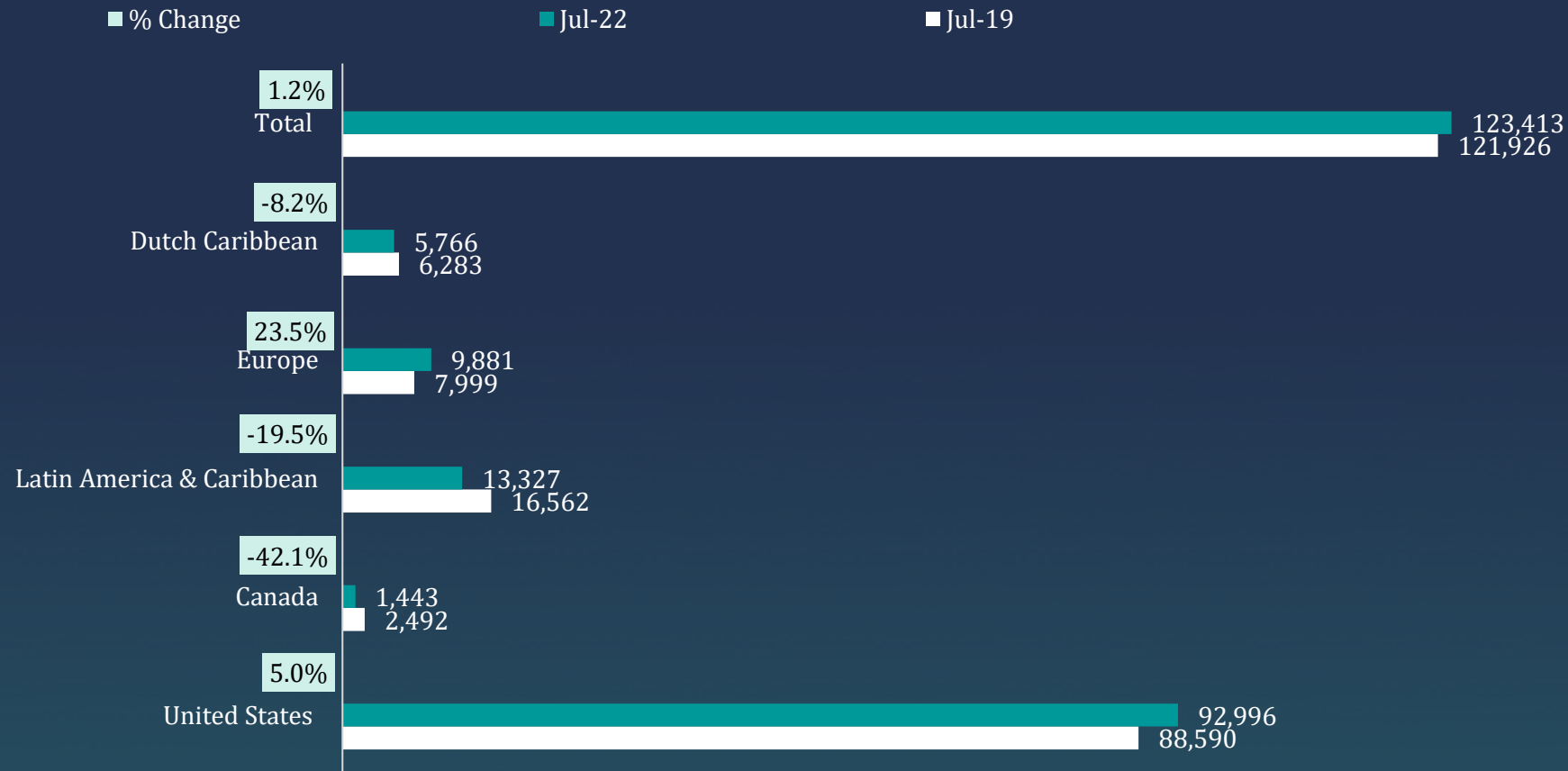
➤ YTD July 2022

# PASSENGER LOAD FACTOR (PLF) BY REGION



➤ July 22 vs. 19

# REVENUE GENERATING PASSENGERS (RGPs) BY REGION





➤ July 22 vs. 21

# REVENUE GENERATING PASSENGERS (RGPs) BY REGION

■ % Change

■ Jul-22

■ Jul-21



➤ YTD July 22 vs. 19

# REVENUE GENERATING PASSENGERS (RGPs) BY REGION








➤ July 2022



**Top 5 Airlines in terms of Revenue Generating Passenger Market Share**

**MoM Change in MS**

	JetBlue (B6)	26% 2.0 pts.
	American Airlines (AA)	19% (1.0) pts.
	United Airlines (UA)	11% 0 pts
	Delta Air Lines (DL)	8% (1.0) pts.
	KLM Royal Dutch Airlines (KL)	9% 2.0 pts.



**Top 5 markets in terms of Capacity Market Share**

**MoM Change in MS**

New York (JFK, EWR, LGA)	28%
Amsterdam (AMS)	11%
Miami (MIA)	7%
Charlotte (CLT)	6%
Bogota (BOG)	5%



# WEEKLY FLIGHT SCHEDULE

Period: August– December 2022  
[Flight Schedules \(airportaruba.com\)](http://airportaruba.com)  
Last Update: August 22, 2022





# WEEKLY FLIGHT SCHEDULE | AUGUST - DECEMBER 2022

## United States

Airline	Destination	AUG	SEP	OCT	NOV	DEC
American Airlines	Miami	14	7	7	14	14
	Charlotte	14	11	11	14	14
	Philadelphia	7	1	1	3 (+2)	7 (+5)
	Chicago	No Service	No Service	No Service	1	1
	La Guardia – New York	1	No Service	No Service	1 (+1)	1
	Dallas	1	No Service	No Service	1 (+1)	1
United	Newark	14	11	11	9 (-1)	9
	Houston	2	1	1	1	1
	Washington	3	1(-1)	1(-1)	2	2
	Chicago	1	No Service	No Service	1	1

# WEEKLY FLIGHT SCHEDULE | AUGUST - DECEMBER 2022

## United States

Airline	Destination	AUG	SEP	OCT	NOV	DEC
Jetblue	Boston	13	11 (-4)	11	11	11
	New York – JFK	22	15	15	18	18
	Newark	7	5 (-2)	7 (+2)	7	7
	Fort Lauderdale	7	Temporary suspension of service	Temporary suspension of service	3 (+3) Last flight to operate on November 28 <sup>th</sup> , 2022	Permanently suspension of service
Delta Air Lines	Atlanta	7	7	7	7	7
	New York – JFK	7	5	5	6 (-1)	6 (-1)
	Boston (Seasonal Winter Service)	-	-	-	-	-

# WEEKLY FLIGHT SCHEDULE | AUGUST - DECEMBER 2022



## United States

Airline	Destination	AUG	SEP	OCT	NOV	DEC
Southwest	Baltimore	1	1	1	2 (+1)	1
Southwest	Orlando	7	7	7	7	7
Spirit	Fort Lauderdale	1	1	1	1	1
Sun Country	Minneapolis	No Service	No Service	No Service	No Service (-1)	1 1x SAT Starting Dec 17

# WEEKLY FLIGHT SCHEDULE | AUGUST - DECEMBER 2022



## Canada

Airline	Destination	AUG	SEP	OCT	NOV	DEC
Air Canada	Toronto	No Service	No Service	1 MON	3 MON   THU   SUN	4 MON   WED   THU   SUN
WestJet	Toronto	1 SAT	1 SAT	2 THU   SAT	2 TUE   SAT	3 (+1) TUE   THU   SAT
Sunwing	Toronto	1 MON	1 MON	1 MON	1 MON	1 MON



# WEEKLY FLIGHT SCHEDULE | AUGUST - DECEMBER 2022

## Europe

Airline	Destination	AUG	SEP	OCT	NOV	DEC
KLM	Amsterdam (BON)	Daily	Daily	Daily	Daily	Daily
TUI NL	Amsterdam (CUR)	2 (-1) MON   SAT	2 (-1) MON   SAT	2 (-1) MON   SAT	3 MON THU  SAT	3 MON THU  SAT
TUI Airways Limited	London Gatwick (LGW)	1 WED	1 WED	1 WED	No Service	No Service

# WEEKLY FLIGHT SCHEDULE | AUGUST - DECEMBER 2022



## Latin America

Airline	Destination	AUG	SEP	OCT	NOV	DEC
Avianca	Bogota	Daily	Daily	Daily	Daily	Daily
Wingo	Bogota	3 TUE   THU   SUN	3 TUE   THU   SUN	3 TUE   THU   SUN	4 (+2) WED   THU   SAT   SUN	4 (+2) WED   THU   SAT   SUN
Copa	Bogota	Daily	Daily	Daily	Daily	Daily
Sarpa	Medellin	3 TUE   THU   SUN	3 TUE   THU   SUN	3 TUE   THU   SUN	3 TUE   THU   SUN	3 TUE   THU   SUN
Sarpa	Barranquilla	2 WED   SUN	2 WED   SUN	2 WED   SUN	2 WED   SUN	2 WED   SUN

# WEEKLY FLIGHT SCHEDULE | AUGUST - DECEMBER 2022



## Caribbean

Airline	Destination	AUG	SEP	OCT	NOV	DEC
Sky High	St. Domingo (SDQ)	2 WED   SUN	2 WED   SUN	2 WED   SUN	2 WED   SUN	2 WED   SUN
Air Century	St. Domingo (JBQ)	2 WED   SUN	2 WED   SUN	2 WED   SUN	2 WED   SUN	2 WED   SUN



## Dutch Caribbean

Airline	Destination	AUG	SEP	OCT	NOV	DEC
Divi Divi Air	Curacao	Daily MON-FRI 6x SAT 5x SUN	Daily MON-FRI 6x SAT 5x SUN	Daily MON-FRI 6x SAT 5x SUN	Daily MON-FRI 6x SAT 5x SUN	Daily MON-FRI 6x SAT 5x SUN
EZ Air	Curacao Bonaire	2 daily MON- FRI 1x SUN	2 daily MON- FRI 1x SUN	2 daily MON- FRI 1x SUN	2 daily MON- FRI 1x SUN	2 daily MON- FRI 1x SUN
Winair	Curacao Sint Maarten	MON   WED   FRI   SAT	MON   WED   FRI   SAT	MON   WED   FRI   SAT	MON   WED   FRI   SAT	MON   WED   FRI   SAT
Jetair	Curacao	4 (+2) 2x MON   2x FRI	4 (+2) 2x MON   2x FRI	5 (+3) 2x MON   1x WED   2x FRI	5 (+3) 2x MON   1x WED   2x FRI	5 (+3) 2x MON   1x WED   2x FRI



LET'S STAY CONNECTED

For any questions related to the report and/or additional information requests please contact

Jo-Anne Meaux Arends  
Air Service Development Manager  
[j.arends@airportaruba.com](mailto:j.arends@airportaruba.com)

