



# AIRPORT TRAFFIC STATISTICS

Sep 2022





➤ YTD Sep 2022

# AIR TRAFFIC DASHBOARD



## All Regions



906,551

Revenue Generating Passengers

-6.8%



688,991

Revenue Generating Passengers  
USA

-2.1%



1,204,966

Total Seat Capacity - Outbound

-7.8%



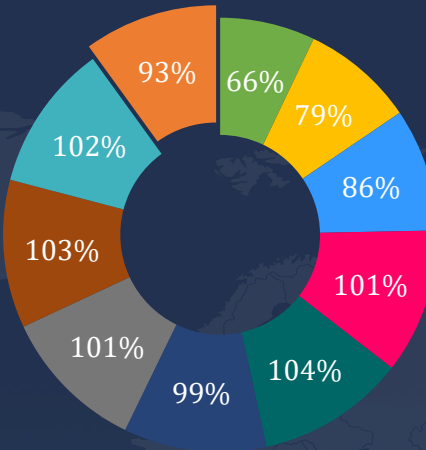
820,825

Seat Capacity - USA

-0.04%

- Jan-22
- Feb-22
- Mar-22
- Apr-22
- May-22
- Jun-22
- Jul-22
- Aug-22
- Sep-22
- YTD 2022

## Traffic Recovery vs. 2019



## All Regions

vs. 85.4% (2.1) pts

83.3%

## United States

vs. 87.4% (2.6) pts

84.8%

## Canada

vs. 88.6% (8) pts

80.6%

## Latin America

vs. 81.2% (4) pts

77.2%

## Europe

vs. 93.1% (3.1) pts

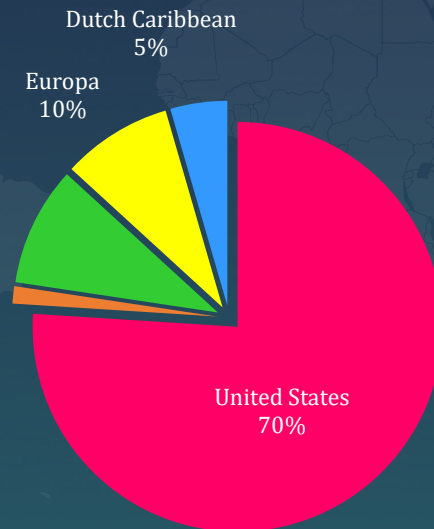
90.0%

## Dutch Caribbean

vs. 64.8% 3 pts

67.8%

## Traffic Distribution



➤ YTD Sep 2022

# DEPARTING PASSENGERS AND SCHEDULED AIRLINE SEAT CAPACITY



1,003,659

Total Departing Passengers

-10% ↓



659,934

Departing Passengers - USA

-3.1% ↓



906,551

Total Regular Passengers

-6.8% ↓



1,497

Total Transfer Passengers

-92% ↓



87,195

Total Transit Passengers

-23.8% ↓



1,204,966

Total Seat Capacity - Outbound

-7.8% ↓



153,045

Seat Capacity - Europe

15.5% ↑



141,896

Seat Capacity - Latin America

-37.3% ↓



820,825

Seat Capacity - USA

-0.04% ↓

► Sep 2022

# DEPARTING PASSENGERS AND SCHEDULED AIRLINE SEAT CAPACITY



**100,040**  
*Total Departing Passengers*

1.1% ↑



**63,074**  
*Departing Passengers - USA*

2.8% ↑



**89,586**  
*Total Regular Passengers*

2.3% ↑



**16**  
*Total Transfer Passengers*

-97% ↓



**9,582**  
*Total Transit Passengers*

-21.1% ↓



**113,029**  
*Total Seat Capacity - Outbound*

-4.4% ↓



**16,158**  
*Seat Capacity - Europe*

5.3% ↑



**18,713**  
*Seat Capacity - Latin America*

-3.3% ↓



**66,586**  
*Seat Capacity - USA*

-6.1% ↓

► Sep 2022

# PASSENGER LOAD FACTOR (PLF) BY REGION

## All Regions

vs. 85.5% 3.0 pts



## United States

vs. 86.6% 8.1 pts



## Canada

vs. 94.5% (0.4) pts



## Latin America

vs. 92.8% (11.1) pts





## Europe

vs. 91.5% (0.7) pts



## Dutch Caribbean

vs. 60.2% 3.0 pts



➤ YTD Sep 2022

# PASSENGER LOAD FACTOR (PLF) BY REGION

## All Regions

vs. 85.4% (2.1) pts



## United States

vs. 87.4% (2.6) pts




## Canada

vs. 88.6% (8) pts



## Latin America

vs. 81.2% (4) pts




## Europe

vs. 93.1% (3.1) pts



## Dutch Caribbean

vs. 64.8% 3 pts





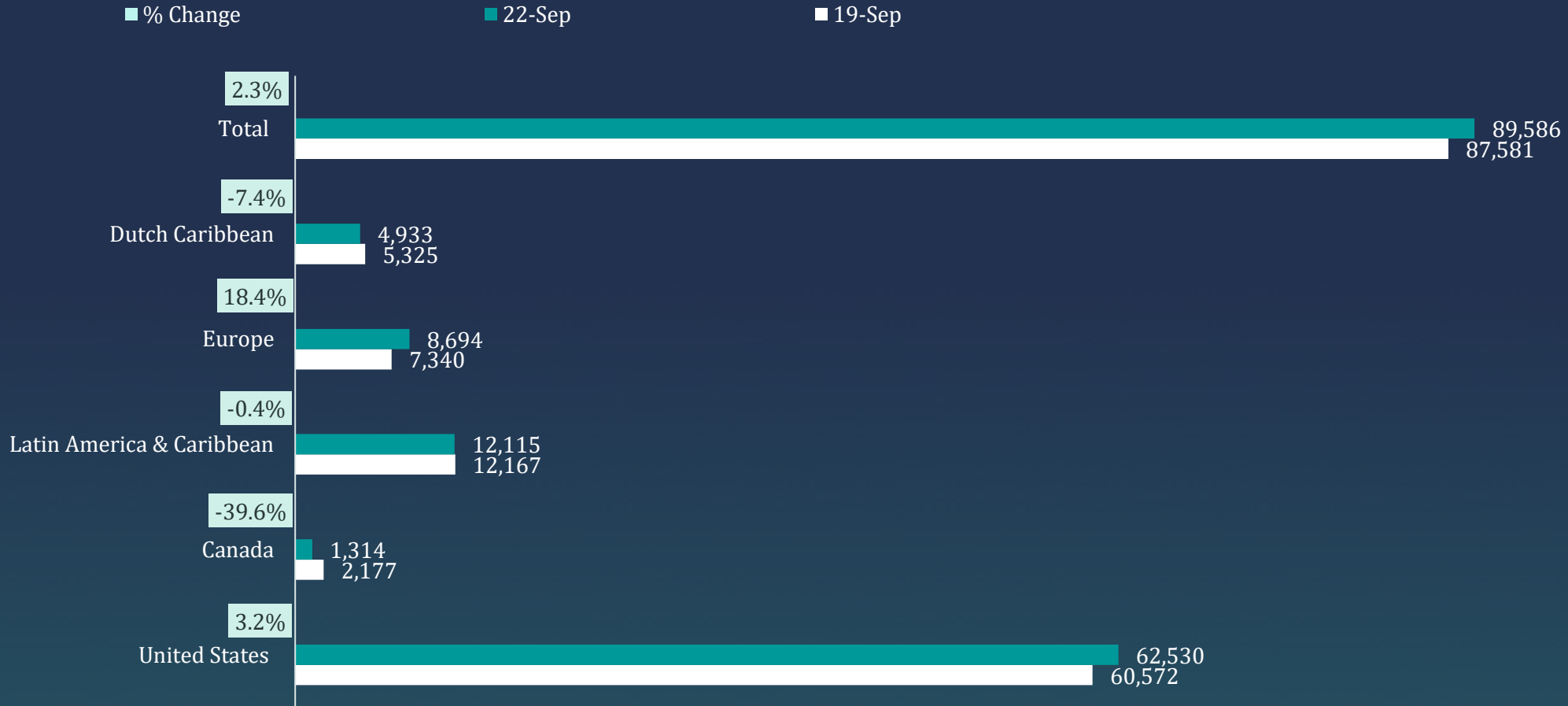
➤ YTD Sep 2022

# PASSENGER LOAD FACTOR (PLF) BY REGION



➤ Sep 22 vs. 19

# REVENUE GENERATING PASSENGERS (RGPs) BY REGION





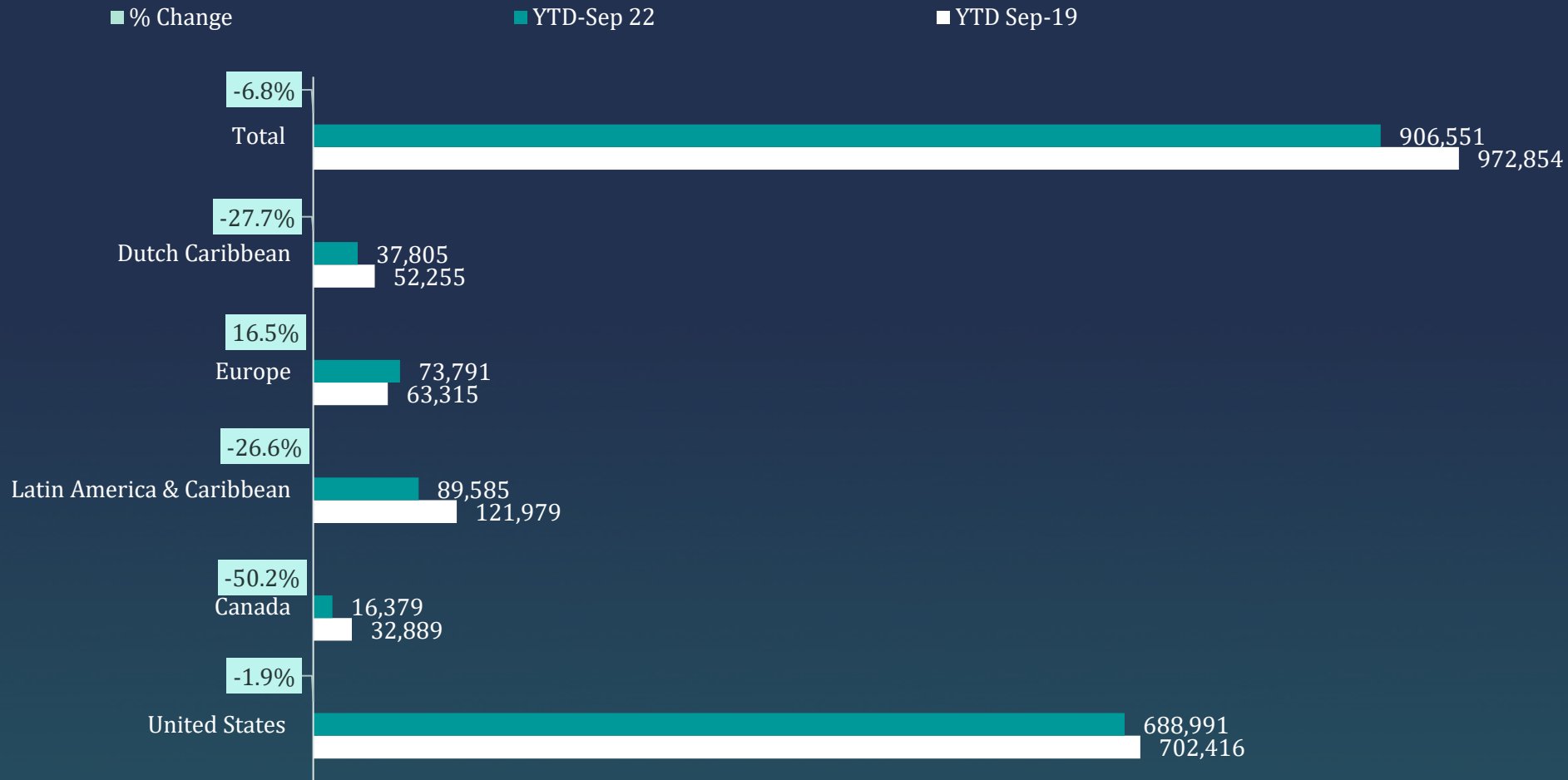
➤ Sep 22 vs. 21

# REVENUE GENERATING PASSENGERS (RGPs) BY REGION



➤ YTD Sep 22 vs. 19

# REVENUE GENERATING PASSENGERS (RGPs) BY REGION








➤ Sep 2022



### Top 5 Airlines in terms of Revenue Generating Passenger Market Share

### MoM Change in MS

	JetBlue (B6)	26% (2.0) pts.
	American Airlines (AA)	17% (4.0) pts.
	United Airlines (UA)	11% (1.0) pts.
	Delta Air Lines (DL)	10% 1 pts.
	KLM Royal Dutch Airlines (KL)	6% 1 pts.



### Top 5 markets in terms of Capacity Market Share

### MoM Change in MS

New York (JFK, EWR, LGA)	26%
Amsterdam (AMS)	13%
Charlotte (CLT)	7%
Miami (MIA)	4%
Bogota (BOG)	7%



# WEEKLY FLIGHT SCHEDULE

Period: October 2022 – April 2023  
[Flight Schedules \(airportaruba.com\)](http://airportaruba.com)  
Last Update: October 14, 2022



# WEEKLY FLIGHT SCHEDULE | OCTOBER 2022 - APRIL 2023

## United States

Airline	Destination	OCT	NOV	DEC	JAN	FEB	MAR	APR
American Airlines	Miami	Daily	Double Daily	Double Daily	Double Daily	Double Daily	Double Daily	Double Daily
	Charlotte	11 2x MON, THU, FRI, SUN   1x TUE, WED, SAT	14 Double Daily	14 Double Daily	8 MON – FRI, SUN   2x SAT	14 Double Daily	14 Double Daily	14 Double Daily
	Philadelphia	1 SAT	3 2-SAT   1-SUN	7 Daily	8 Daily   2-SAT	8 Daily   2-SAT	8 Daily   2-SAT	7 (-1) Daily
	Chicago	No Service	1 SAT	1 SAT	1 SAT	1 SAT	1 SAT	No Service
	La Guardia – New York	No Service	1 SAT	1 SAT	No Service	1 SAT	1 SAT	1 SAT
	Dallas	No Service	1 SAT	1 SAT	No Service	No Service	1 SAT	1 SAT

# WEEKLY FLIGHT SCHEDULE | OCTOBER 2022 - APRIL 2023

## United States

Airline	Destination	OCT	NOV	DEC	JAN	FEB	MAR	APR
United	Newark	11 MON- WED   2X THU - SUN	9 MON-FRI   2X SAT -SUN	9 MON-FRI   2X SAT -SUN	9 MON-FRI   2X SAT-SUN	9 MON-FRI   2X SAT -SUN	9 MON-FRI 2X SAT - SUN	9 MON-FRI 2X SAT - SUN
	Houston	1 SAT	1 SAT	1 SAT	1 SAT	1 SAT	1 SAT	1 SAT
	Washington	1 SAT	2 SAT   SUN	2 SAT   SUN	4 TUE  THU   SAT   SUN	41 TUE  THU   SAT   SUN	4 TUE  THU   SAT   SUN	3 (-1) THU   FRI   SAT
	Chicago	No Service	1 SAT	1 SAT	1 SAT	1 SAT	3(+2) FRI  SAT  SUN	2 (1-) SAT   SUN



# WEEKLY FLIGHT SCHEDULE | OCTOBER 2022 - APRIL 2023

## United States

Airline	Destination	OCT	NOV	DEC	JAN	FE7B	MAR	APR
Jetblue	Boston	11 MON - THU 3x FRI 2x SAT   SUN	11 MON - THU 3- FRI 2x SAT   SUN	11 MON - THU 3x FRI 2x SAT   SUN	9 MON -FRI 3x SAT   2x SUN	22 3x MON- FRI + SUN 4x SAT	22 3x MON- FRI + SUN 4x SAT	22 3x MON- FRI + SUN 4-SAT
	New York - JFK	15 Double Daily   3x SAT	18 2x MON - THU   2x FRI   3x SAT  2x SUN	18 2x MON - THU   2x FRI   2x- SAT  2x SUN	18 2x MON - THU   2x FRI   3x SAT  2x SUN	18 2x MON- THU   2x FRI   3x SAT  2x SUN	18 2x MON- THU   2x FRI   3x SAT  2x SUN	18 2x MON- THU   2x FRI   3x SAT  2x SUN
	Newark	7 Daily	7 Daily	7 Daily	Permanent suspension of service			
	Fort Lauderdale	Temporary suspension of service	3 FRI  SAT   SUN	Permanent suspension of service				
Delta Air Lines	Atlanta	7 Daily	7 Daily	7 Daily	7 Daily	7 Daily	7 Daily	7 Daily
	New York - JFK	5 MON  THU-SUN	6 MON  TUE   THU-SUN	6 MON  TUE   THU-SUN	7 Daily	7 Daily	7 Daily	7 Daily
	Boston	No Service	No Service	No Service	7 Daily	7 Daily	7 Daily	No Service

# WEEKLY FLIGHT SCHEDULE | OCTOBER 2022 - APRIL 2023

## United States

Airline	Destination	OCT	NOV	DEC	JAN	FEB	MAR	APR
Southwest	Baltimore	2 SAT   SUN	2 SAT   SUN	2 SAT   SUN	2 SAT   SUN	2 SAT   SUN	2 SAT   SUN	2 SAT   SUN
Southwest	Orlando	7 Daily	7 Daily	7 Daily	7 Daily	7 Daily	7 Daily	7 Daily
Spirit	Fort Lauderdale	1 SAT	1 SAT	1 SAT	1 SAT	1 SAT	1 SAT	1 SAT
Sun Country	Minneapolis	No Service	No Service	1 SAT Starting Dec 17	1 SAT	1 SAT	1 SAT	1 SAT

# WEEKLY FLIGHT SCHEDULE | OCTOBER 2022 - APRIL 2023

## Canada

Airline	Destination	OCT	NOV	DEC	JAN	FEB	MAR	APR
Air Canada	Toronto	1 MON	3 MON   THU   SUN	4 MON   WED   THU   SUN	4 MON   WED   THU   SUN	4 MON   WED   THU   SUN	4 MON   WED   THU   SUN	3 (-1) MON   THU   SUN
WestJet	Toronto	2 THU   SAT	2 TUE   SAT	3 TUE   THU   SAT	3 TUE   THU   SAT	4 TUE   THU   SAT   SUN	4 TUE   THU   SAT   SUN	2 (-2) TUE   SAT
Sunwing	Toronto	1 MON	2 MON   SAT	2 MON   SAT	3 MON   SAT   SUN	3 MON   SAT   SUN	3 MON   SAT   SUN	3 MON   SAT   SUN



# WEEKLY FLIGHT SCHEDULE | OCTOBER 2022 - APRIL 2023



## Europe

Destination	OCT	NOV	DEC	JAN	FEB	MAR	APR
Amsterdam (BON)	Daily	Daily	Daily	Daily	Daily	Daily	Daily
Amsterdam (CUR)	2 MON   SAT	3 MON   THU   SAT	3 MON   THU   SAT	3 MON   THU   SAT	3 MON   THU   SAT	3 MON   THU   SAT	3 MON   THU   SAT
London Gatwick (LGW)	1 WED	No Service	No Service	No Service	No Service	No Service	No Service
<i>Restart</i> Sunclass Airlines Stockholm (ARN) (which used to be known as Thomas Cook Scandinavia)	-	Nov 24 THU	1 THU	1 THU	1 THU	Mar 16 THU	
British Airways London Gatwick (LGW) B777 (332 seats)						March 26 2 SUN   THU	2 SUN   THU

# WEEKLY FLIGHT SCHEDULE | OCTOBER 2022 - APRIL 2023



## Latin America

Airline	Destination	OCT	NOV	DEC	JAN	FEB	MAR	APR
Avianca	Bogota	Daily	Daily	Daily	Daily	Daily	Daily	Daily
Wingo	Bogota	3 TUE   THU   SUN	2 THU   SUN	2 THU   SUN	2 THU   SUN	2 THU   SUN	2 THU   SUN	2 THU   SUN
Copa	Panama	Daily	Daily	Daily	Daily	Daily	Daily	Daily
Sarpa	Medellin	3 TUE   THU   SUN	3 TUE   THU   SUN	3 TUE   THU   SUN	3 TUE   THU   SUN	3 TUE   THU   SUN	3 TUE   THU   SUN	3 TUE   THU   SUN
Wingo	Medellin	2 WED   SAT	2 WED   SAT	2 WED   SAT	2 WED   SAT	2 WED   SAT	2 WED   SAT	2 WED   SAT
Sarpa	Barranquilla	3 TUE   THU   SUN	3 TUE   THU   SUN	3 TUE   THU   SUN	3 TUE   THU   SUN	3 TUE   THU   SUN	3 TUE   THU   SUN	3 TUE   THU   SUN

# WEEKLY FLIGHT SCHEDULE | OCTOBER 2022 - APRIL 2023



## Caribbean

Airline	Destination	OCT	NOV	DEC	JAN	FEB	MAR	APR
Sky High	St. Domingo (SDQ)	3 WED   FRI   SUN	2 WED   SUN	3 WED   FRI   SUN	3 WED   FRI   SUN	3 WED   FRI   SUN	3 WED   FRI   SUN	3 WED   FRI   SUN
Air Century	St. Domingo (JBQ)	2 WED   SUN	2 WED   SUN	2 WED   SUN	2 WED   SUN	2 WED   SUN	2 WED   SUN	2 WED   SUN
AraJet	St. Domingo (SDQ)	2 MON   THU	2 MON   THU	2 MON   THU	2 MON   THU	2 MON   THU	2 MON   THU	2 MON   THU



# WEEKLY FLIGHT SCHEDULE | OCTOBER 2022 - APRIL 2023



## Dutch Caribbean

Airline	Destination	OCT	NOV	DEC	JAN	FEB	MAR	APR
Divi Divi Air	Curacao	Daily MON-FRI 6x SAT 5x SUN	Daily MON-FRI 6x SAT 5x SUN	Daily MON-FRI 6x SAT 5x SUN	Daily MON-FRI 6x SAT 5x SUN	Daily MON-FRI 6x SAT 5x SUN	Daily MON-FRI 6x SAT 5x SUN	Daily MON-FRI 6x SAT 5x SUN
EZ Air	Curacao Bonaire	2 daily MON- FRI 1x SUN	2 daily MON- FRI 1x SUN	2 daily MON- FRI 1x SUN	2 daily MON- FRI 1x SUN	2 daily MON- FRI 1x SUN	2 daily MON- FRI 1x SUN	2 daily MON- FRI 1x SUN
Winair	Curacao Sint Maarten	2 MON   FRI	2 MON   FRI	2 MON   FRI	2 MON   FRI	2 MON   FRI	2 MON   FRI	2 MON   FRI
Jetair	Curacao	5 2x MON   2x FRI   SUN	5 2x MON   1x WED   2x FRI	5 2x MON   1x WED   2x FRI	5 2x MON   1x WED   2x FRI	5 2x MON   1x WED   2x FRI	5 2x MON   1x WED   2x FRI	5 2x MON   1x WED   2x FRI



LET'S STAY CONNECTED

For any questions related to the report and/or additional information requests please contact

Jo-Anne Meaux Arends  
Air Service Development Manager  
[j.arends@airportaruba.com](mailto:j.arends@airportaruba.com)

