



# AIRPORT TRAFFIC STATISTICS

Oct 2022



➤ YTD Oct 2022

# AIR TRAFFIC DASHBOARD



## All Regions



998,284

Revenue Generating Passengers

-6.1%



752,038

Revenue Generating Passengers USA

-2.0%



1,323,446

Total Seat Capacity - Outbound

-7.2%



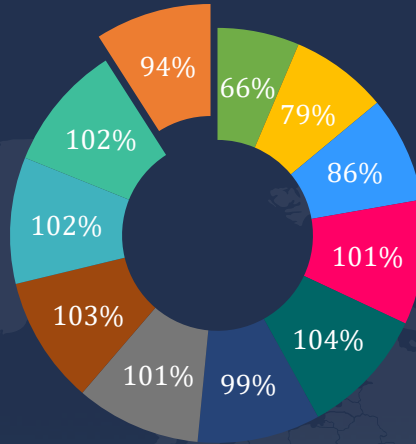
888,602

Seat Capacity - USA

-0.3%

## Traffic Recovery vs. 2019

- Jan-22
- Feb-22
- Mar-22
- Apr-22
- May-22
- Jun-22
- Jul-22
- Aug-22
- Sep-22
- Oct-22
- YTD 2022



## All Regions

vs. 85.5% (1.8) pts

83.7%

## United States

vs. 87.6% (2.1) pts

85.5%

## Canada

vs. 87.6% (6.8) pts

80.8%

## Latin America

vs. 81.6% (4.3) pts

77.3%

## Europe

vs. 92.9% (2.7) pts

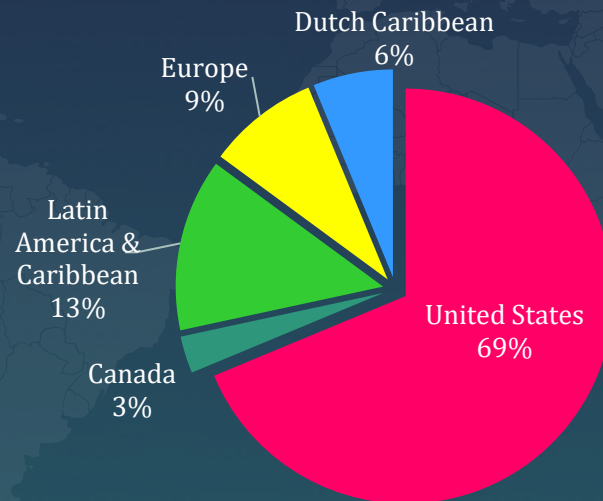
90.2%

## Dutch Caribbean

vs. 65.3% 2.7 pts

68.0%

## Traffic Distribution



➤ YTD Oct 2022

# DEPARTING PASSENGERS AND SCHEDULED AIRLINE SEAT CAPACITY



1,107,867

Total Departing Passengers

-9.1% ↓



759,448

Departing Passengers - USA

-2.8% ↓



998,284

Total Regular Passengers

-6.1% ↓



1501

Total Transfer Passengers

-92.5% ↓



98,824

Total Transit Passengers

-21.9% ↓



1,323,446

Total Seat Capacity - Outbound

-7.2% ↓



170,455

Seat Capacity - Europe

15.6% ↑



161,669

Seat Capacity - Latin America

-33.9% ↓



888,602

Seat Capacity - USA

-0.3% ↓

► Oct 2022

# DEPARTING PASSENGERS AND SCHEDULED AIRLINE SEAT CAPACITY



104,208

Total Departing Passengers

0.8% ↑



63,554

Departing Passengers - USA

-1.3% ↓



91,733

Total Regular Passengers

2.2% ↑



4

Total Transfer Passengers

-99.5% ↓



11,629

Total Transit Passengers

-4.5% ↓



118,480

Total Seat Capacity - Outbound

-0.4% ↓



17,410

Seat Capacity - Europe

16.3% ↑



19,773

Seat Capacity - Latin America

7.2% ↑



67,777

Seat Capacity - USA

-6.1% ↓

► Oct 2022

# PASSENGER LOAD FACTOR (PLF) BY REGION

## All Regions

vs. 86.9% 1.1 pts



## United States

vs. 89.2% 4.6 pts




## Canada

vs. 84.8% (2.8) pts



## Latin America

vs. 86.0% (7.5) pts





## Europe

vs. 91.1% (0.7) pts



## Dutch Caribbean

vs. 69.4% (0.2) pts



➤ YTD Oct 2022

# PASSENGER LOAD FACTOR (PLF) BY REGION

## All Regions

vs. 85.5% (1.8) pts

83.7%

## United States

vs. 87.6% (2.1) pts

85.5%

## Canada

vs. 87.6% (6.8) pts

80.8%

## Latin America

vs. 81.6% (4.3) pts

77.3%

## Europe

vs. 92.9% (2.7) pts

90.2%

## Dutch Caribbean

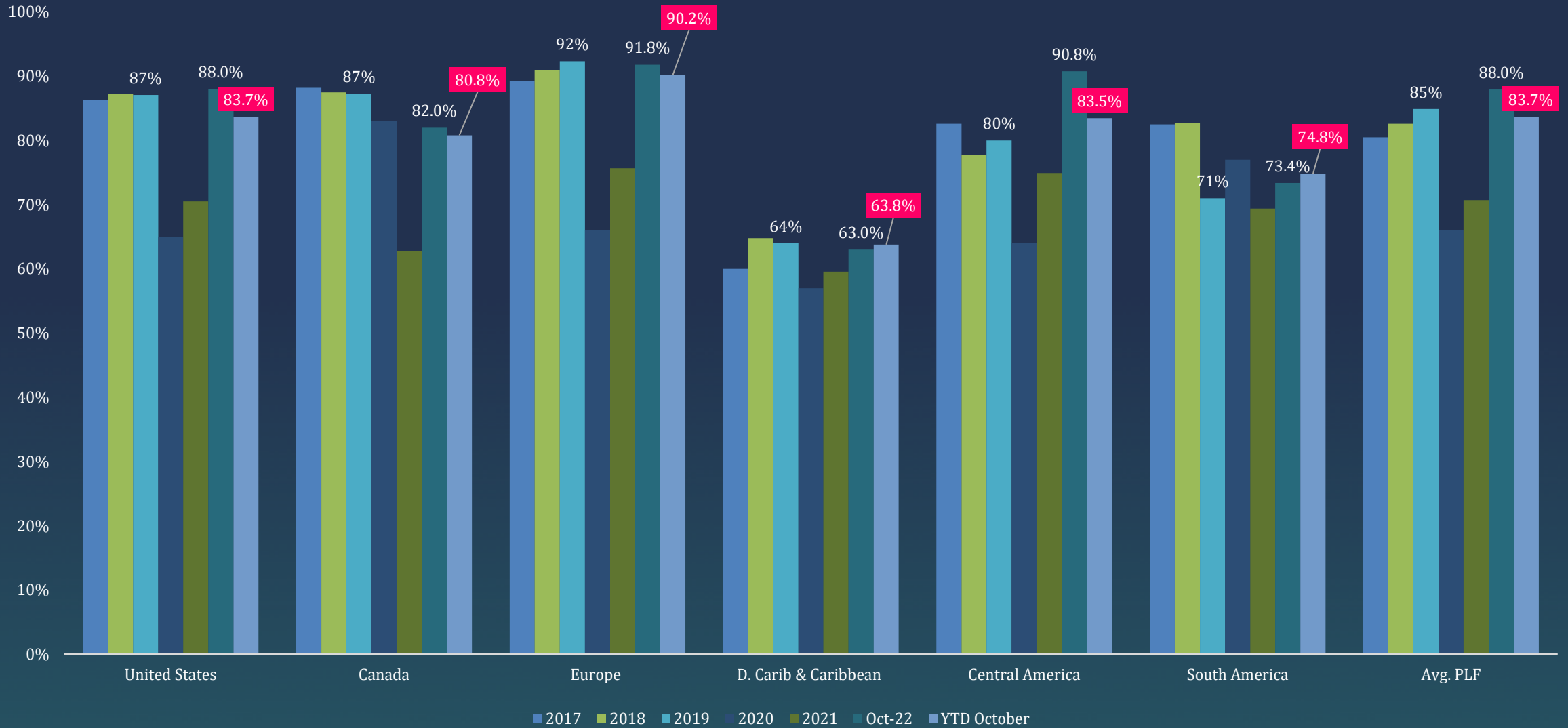
vs. 65.3% 2.7 pts

68.0%



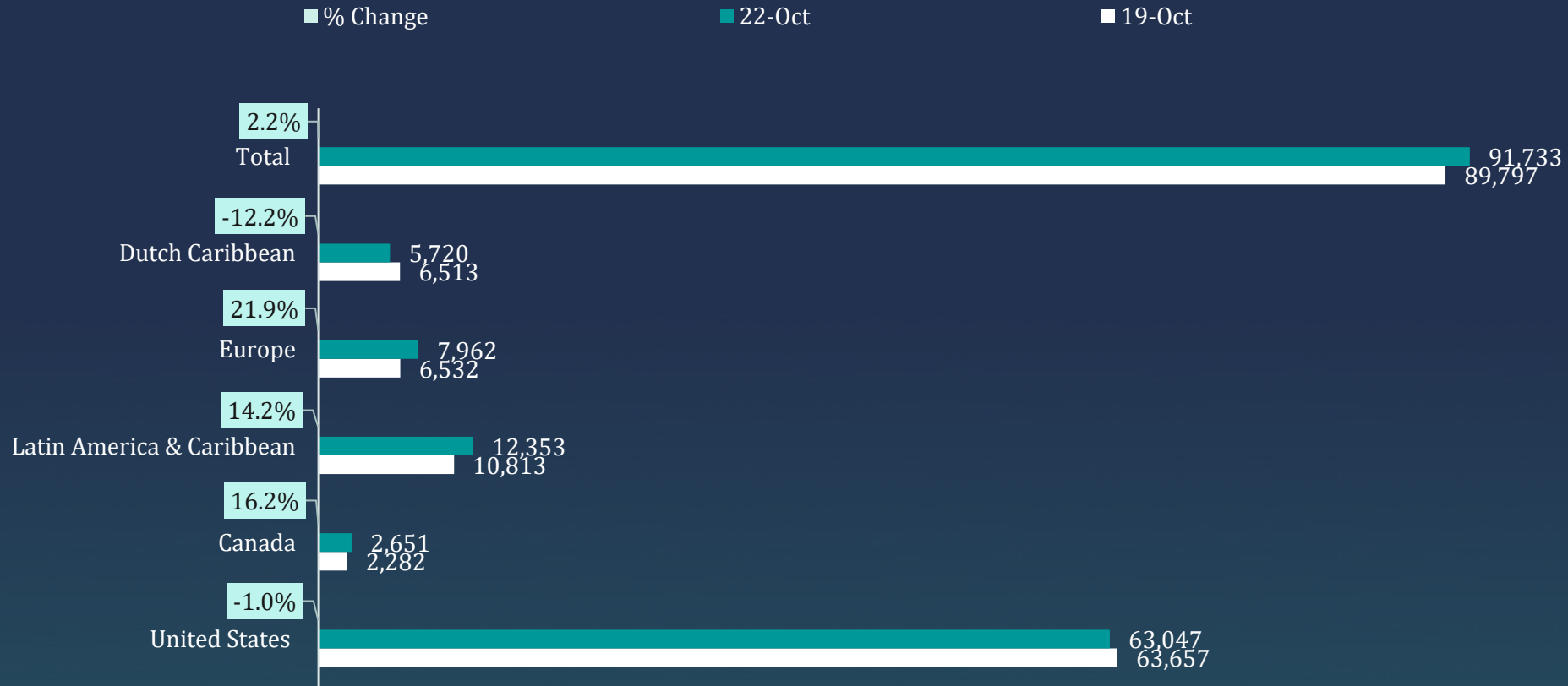
➤ YTD Oct 2022

# PASSENGER LOAD FACTOR (PLF) BY REGION



➤ Oct 22 vs. 19

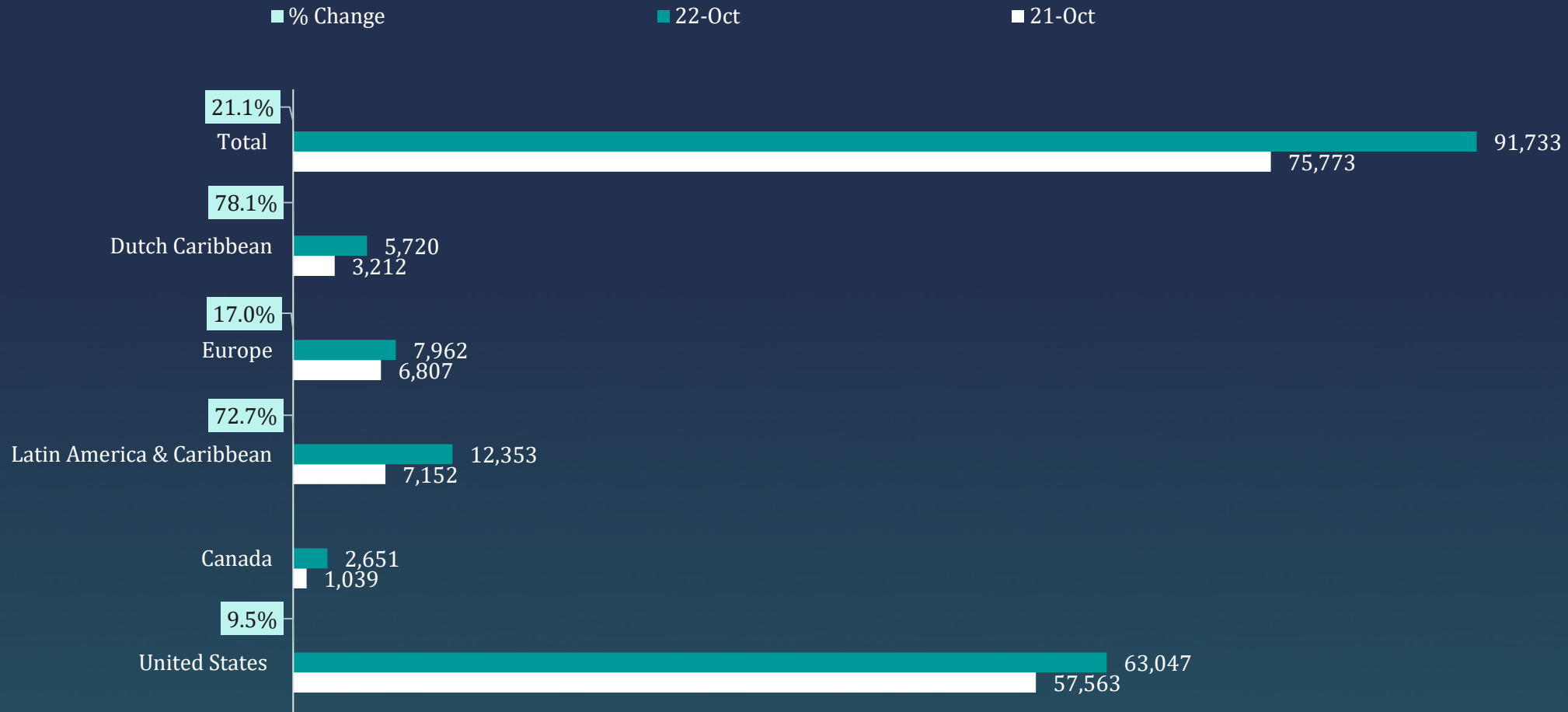
# REVENUE GENERATING PASSENGERS (RGPs) BY REGION





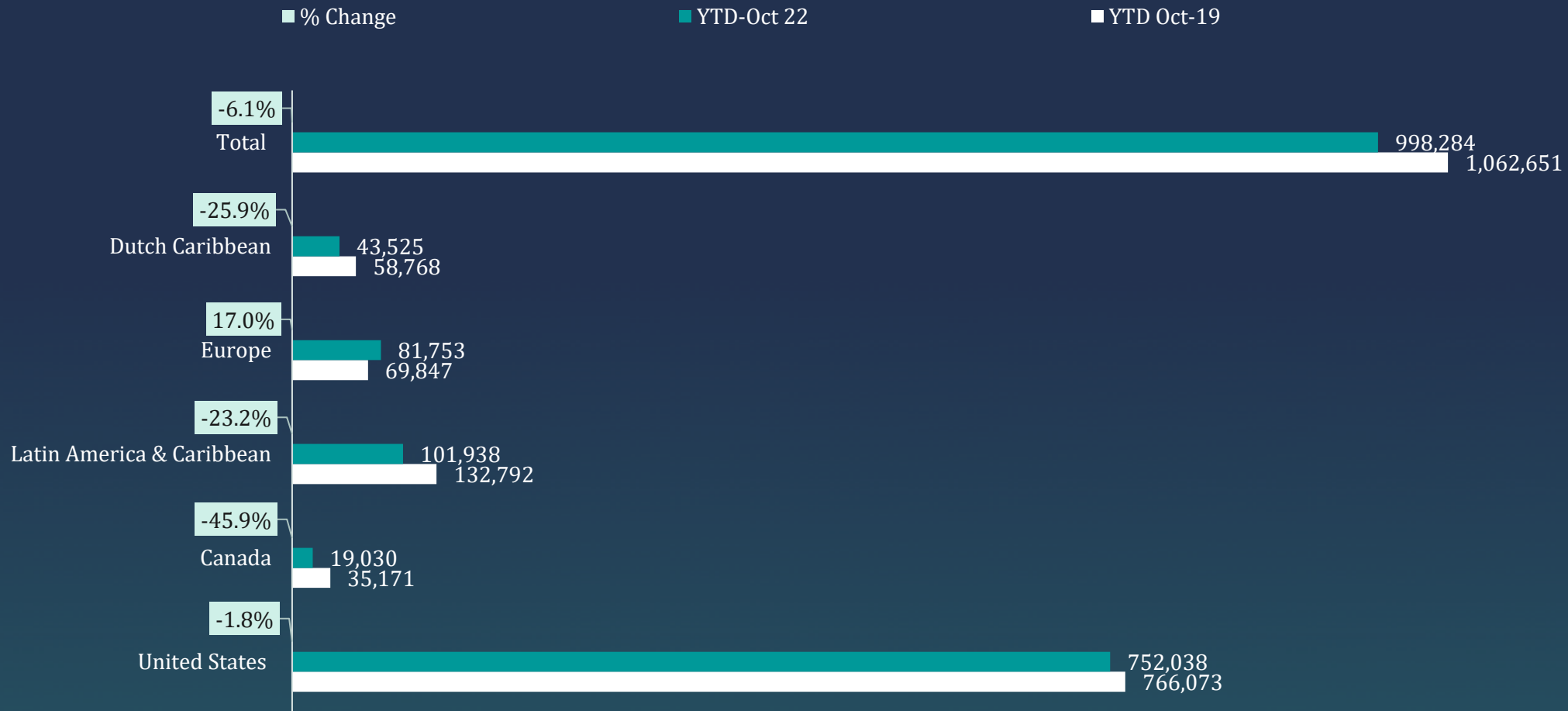
➤ Oct 22 vs. 21

# REVENUE GENERATING PASSENGERS (RGPs) BY REGION



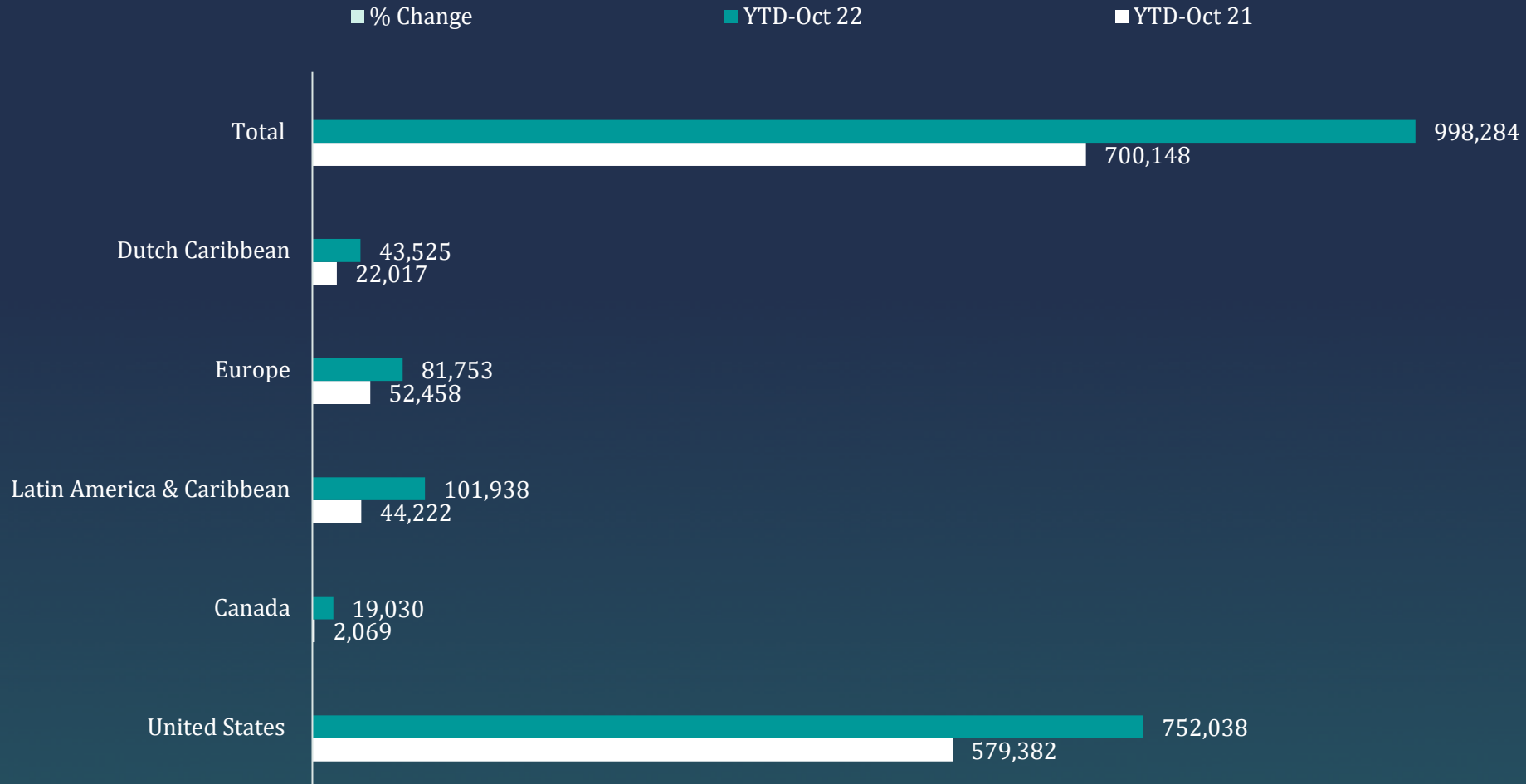
➤ YTD Oct 22 vs. 19

# REVENUE GENERATING PASSENGERS (RGPs) BY REGION



➤ YTD Oct 22 vs. 21

# REVENUE GENERATING PASSENGERS (RGPs) BY REGION



➤ Oct 2022



### Top 5 Airlines in terms of Revenue Generating Passenger Market Share

### MoM Change in MS

	JetBlue (B6)	28% 2.0 pts.
	American Airlines (AA)	20% 3.0 pts.
	United Airlines (UA)	13% 2.0 pts.
	Delta Air Lines (DL)	10% 0 pts.
	KLM Royal Dutch Airlines (KL)	5% (1) pts.



### Top 5 markets in terms of Capacity Market Share

### MoM Change in MS

New York (JFK, EWR, LGA)	25%
Amsterdam (AMS)	14%
Charlotte (CLT)	7%
Miami (MIA)	5%
Bogota (BOG)	6%



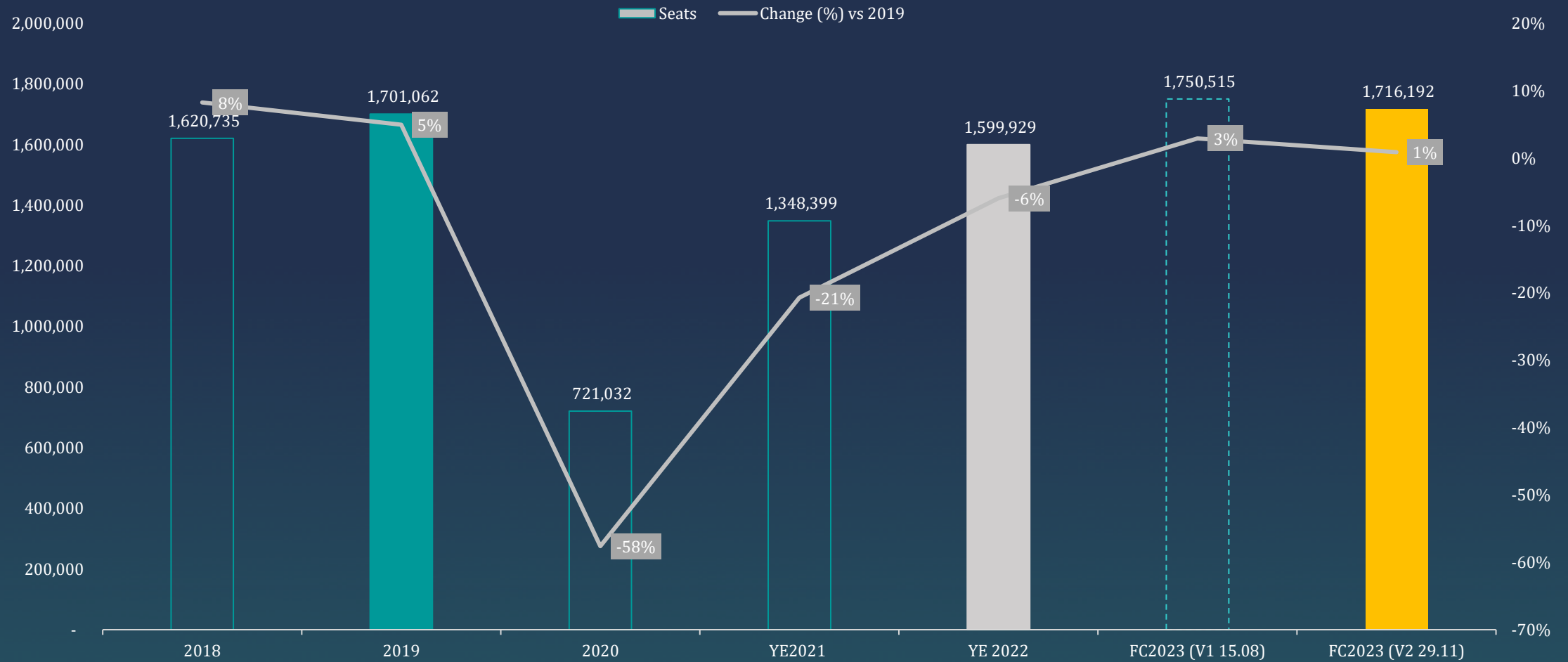
# REVISED AIR SEAT CAPACITY

Latest Estimate

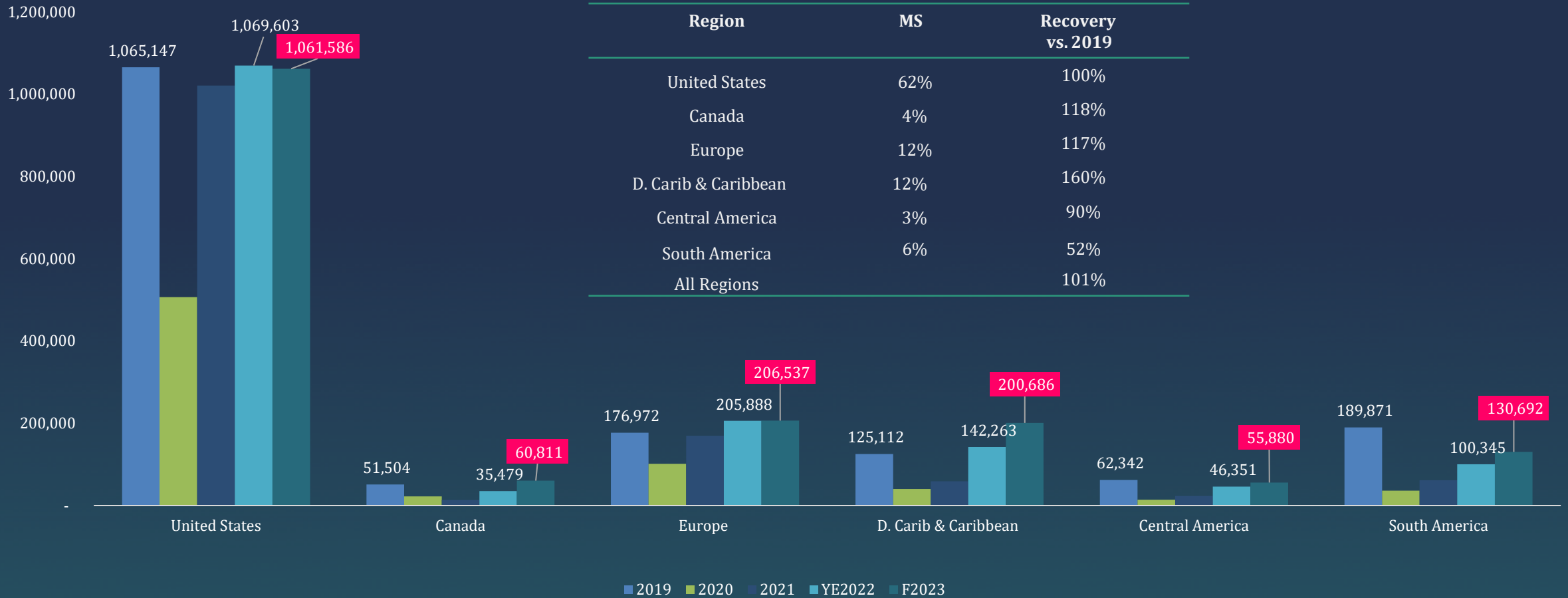
Q4 2022 and F2023

Last Update: November 29, 2022

# GLOBAL AIRLINE SEAT CAPACITY FORECAST TO BE BACK TO 84% BY THE END OF 2022



# SCHEDULED AIRLINE CAPACITY BY REGION | YE 2022 AND FC2023





# WEEKLY FLIGHT SCHEDULE

Period: December 2022 – June 2023  
[Flight Schedules \(airportaruba.com\)](http://airportaruba.com)  
Last Update: November 24, 2022





# WEEKLY FLIGHT SCHEDULE | DECEMBER 2022 - JUNE 2023



## United States

Airline	Destination	DEC	JAN	FEB	MAR	APR	MAY	JUN
American Airlines	Miami	14 Double Daily	14 Double Daily	14 Double Daily	14 Double Daily	14 Double Daily	14 Double Daily	14 Double Daily
	Charlotte	14 Double Daily	8 MON – FRI, SUN   2x SAT	14 Double Daily	12 2x MON, THU-SUN  TUE WED	14 Double Daily	14 Double Daily	14 Double Daily
	Philadelphia	7 Daily	8 Daily   2x SAT	8 Daily   2x SAT	8 Daily   2X SAT	7 Daily	7 Daily	7 Daily
	Chicago	1 SAT	1 SAT	1 SAT	1 SAT	No Service	No Service	No Service
	La Guardia – New York	1 SAT	No Service	1 SAT	1 SAT	1 SAT	1 SAT	1 SAT
	Dallas	1 SAT	No Service	1 SAT	1 SAT	1 SAT	1 SAT	1 SAT

# WEEKLY FLIGHT SCHEDULE | DECEMBER 2022 - JUNE 2023



## United States

Airline	Destination	DEC	JAN	FEB	MAR	APR	MAY	JUN
United	Newark	9 MON-FRI   2x SAT -SUN	9 MON-FRI   2x SAT-SUN	9 MON-FRI   2x SAT -SUN	9 MON-FRI 2x SAT - SUN	9 MON-FRI 2x SAT - SUN	9 MON-FRI 2x SAT - SUN	14 (+5) Double Daily
	Houston	1 SAT	1 SAT	1 SAT	1 SAT	1 SAT	1 SAT	2 (+1) SAT   SUN
	Washington	2 SAT   SUN	4 TUE   THU   SAT   SUN	4 TUE   THU   SAT   SUN	4 TUE   THU   SAT   SUN	4 TUE   THU   SAT   SUN	2 (-2) SAT   SUN	4 (+2) TUE   THU   FRI   SAT
	Chicago	1 SAT	1 SAT	1 SAT	2 (-1) SAT   SUN	3 (+1) FRI   SAT   SUN	1 SAT	1 SAT

# WEEKLY FLIGHT SCHEDULE | DECEMBER 2022 - JUNE 2023



## United States

Airline	Destination	DEC	JAN	FEB	MAR	APR	MAY	JUN
Jetblue	Boston	11 MON - THU 2x FRI, SUN 3x SAT	9 MON -FRI, SUN 3x SAT	22 3x MON- FRI, SUN 4x SAT	20 (-2) 3x MON, THU, FRI, SUN  2x TUE, WED  4x SAT	22 (+2) 3x MON- FRI, SUN 4x SAT	9 (-13) MON -FRI, SUN 3x SAT	9 MON -FRI, SUN 3x SAT
	New York - JFK	18 2x MON - THU   3x FRI, SUN   4x-SAT	18 2x MON - THU   3x FRI, SUN   4x-SAT	17 (-1) 2x MON - FRI  4x-SAT  3x SUN	17 2x MON - FRI  4x-SAT  3x SUN	17 2x MON - FRI  4x-SAT  3x SUN	16 (-1) MON  2x TUE- FRI  4x-SAT  3x SUN	18 (+2) 2x MON - THU   3x FRI, SUN   4x-SAT
	Newark	7 Daily	Permanent suspension of service					
Delta Air Lines	Atlanta	7 Daily	7 Daily	7 Daily	7 Daily	7 Daily	7 Daily	7 Daily
	New York - JFK	6 MON  TUE   THU-SUN	7 Daily	7 Daily	7 Daily	7 Daily	7 Daily	7 Daily
	Boston	No Service	7 Daily	7 Daily	7 Daily	No Service	No Service	No Service

# WEEKLY FLIGHT SCHEDULE | DECEMBER 2022 - JUNE 2023

## United States

Airline	Destination	DEC	JAN	FEB	MAR	APR	MAY	JUN
Southwest	Baltimore	2 SAT   SUN	2 SAT   SUN	2 SAT   SUN	2 SAT   SUN	2 SAT   SUN	2 SAT   SUN	2 SAT   SUN
Southwest	Orlando	7 Daily	7 Daily	7 Daily	7 Daily	7 Daily	7 Daily	7 Daily
Spirit	Fort Lauderdale	1 SAT	1 SAT	1 SAT	1 SAT	1 SAT	1 SAT	1 SAT
Sun Country	Minneapolis	1 SAT Starting Dec 17	1 SAT	1 SAT	1 SAT	No Service	No Service	No Service

# WEEKLY FLIGHT SCHEDULE | DECEMBER 2022 - JUNE 2023

## Canada

Airline	Destination	DEC	JAN	FEB	MAR	APR	MAY	JUN
Air Canada	Toronto	4 MON   WED   THU   SUN	4 MON   WED   THU   SUN	4 MON   WED   THU   SUN	4 MON   WED   THU   SUN	3 (-1) MON   THU   SUN	2 (-1) SAT   SUN	2 SAT   SUN
WestJet	Toronto	3 TUE   THU   SAT	3 TUE   THU   SAT	4 TUE   THU   SAT   SUN	4 TUE   THU   SAT   SUN	2 (-2) TUE   SAT	2 TUE   SAT	1 (-1) SAT
Sunwing	Toronto	2 MON   SAT	3 MON   SAT   SUN	3 MON   SAT   SUN	3 MON   SAT   SUN	2 (-1) MON   SUN	2 MON   SUN	2 MON   SUN

# WEEKLY FLIGHT SCHEDULE | DECEMBER 2022 - JUNE 2023



## Europe

Airline	Destination	DEC	JAN	FEB	MAR	APR	MAY	JUN
KLM	Amsterdam (via BON)	Daily	Daily	Daily	Daily	Daily	Daily	Daily
TUI NL	Amsterdam (via CUR)	3 MON   THU   SAT	3 MON   THU   SAT	3 MON   THU   SAT	3 MON   THU   SAT	2 (-1) MON   SAT	2 MON   SAT	2 MON   SAT
Sunclass Airlines	Stockholm (ARN)	1 THU	1 THU	1 THU	1 THU	No Service	No Service	No Service
British Airways	London Gatwick (via ANU)				March 26 2 SUN   THU	2 SUN   THU	2 SUN   THU	2 SUN   THU

# WEEKLY FLIGHT SCHEDULE | DECEMBER 2022 - JUNE 2023



## Latin America

Airline	Destination	DEC	JAN	FEB	MAR	APR	MAY	JUN
Avianca	Bogota	Daily	Daily	Daily	Daily	Daily	Daily	Daily
Wingo	Bogota	2 THU   SUN	2 THU   SUN	2 THU   SUN	2 THU   SUN	2 THU   SUN	2 THU   SUN	2 THU   SUN
Copa	Panama	Daily	Daily	Daily	Daily	Daily	Daily	Daily
Sarpa	Medellin	3 TUE   THU   SUN	Permanent Suspension of Service					
Wingo	Medellin <i>Additional Frequency Dec 12 - Jan 16</i>	4 (+2) MON   TUE   WED   SAT	4 MON   TUE   WED   SAT	2 (-2) WED   SAT	2 WED   SAT	2 WED   SAT	2 WED   SAT	2 WED   SAT
Sarpa	Barranquilla	3 TUE   THU   SUN	Permanent Suspension of Service					

Source: Cirium Schedule Data 24.11.2022 (recent changes in yellow)

# WEEKLY FLIGHT SCHEDULE | DECEMBER 2022 - JUNE 2023



## Caribbean

Airline	Destination	DEC	JAN	FEB	MAR	APR	MAY	JUN
Sky High	St. Domingo (SDQ)	2 (-1) WED   SUN	3 WED   FRI   SUN	3 WED   FRI   SUN	3 WED   FRI   SUN	3 WED   FRI   SUN	3 WED   FRI   SUN	3 WED   FRI   SUN
Air Century	St. Domingo (JBQ)	3 (+1) WED   FRI   SUN	3 (+1) WED   FRI   SUN	2 WED   SUN	2 WED   SUN	2 WED   SUN	2 WED   SUN	2 WED   SUN
AraJet	St. Domingo (SDQ)	2 MON   THU	2 MON   THU	2 MON   THU	2 WED   SAT	2 WED   SAT	2 WED   SAT	2 WED   SAT



# WEEKLY FLIGHT SCHEDULE | DECEMBER 2022 - JUNE 2023

## Dutch Caribbean

Airline	Destination	DEC	JAN	FEB	MAR	APR	MAY	JUN
Divi Divi Air	Curacao	Daily MON-FRI 6x SAT 5x SUN	Daily MON-FRI 6x SAT 5x SUN	Daily MON-FRI 6x SAT 5x SUN	Daily MON-FRI 6x SAT 5x SUN	Daily MON-FRI 6x SAT 5x SUN	Daily MON-FRI 6x SAT 5x SUN	Daily MON-FRI 6x SAT 5x SUN
EZ Air	Curacao Bonaire	2 daily MON- FRI 1x SUN	2 daily MON- FRI 1x SUN	2 daily MON- FRI 1x SUN	2 daily MON- FRI 1x SUN	2 daily MON- FRI 1x SUN	2 daily MON- FRI 1x SUN	2 daily MON- FRI 1x SUN
Winair	Curacao Sint Maarten	2 MON   FRI	2 MON   FRI	2 MON   FRI	2 MON   FRI	2 MON   FRI	2 MON   FRI	2 MON   FRI
Jetair	Curacao	5 2x MON   WED   FRI   SAT	5 2x MON   WED   FRI   SAT	5 2x MON   WED   FRI   SAT	5 2x MON   WED   FRI   SAT	5 2x MON   WED   FRI   SAT	5 2x MON   WED   FRI   SAT	5 2x MON   WED   FRI   SAT



LET'S STAY CONNECTED

For any questions related to the report and/or additional information requests please contact

Jo-Anne Meaux Arends  
Air Service Development Manager  
[j.arends@airportaruba.com](mailto:j.arends@airportaruba.com)

