

AIRPORT TRAFFIC STATISTICS

Nov 2022

AUA
AEROPUERTO INTERNACIONAL REINA BEATRIZ



➤ YTD Nov 2022

AIR TRAFFIC DASHBOARD

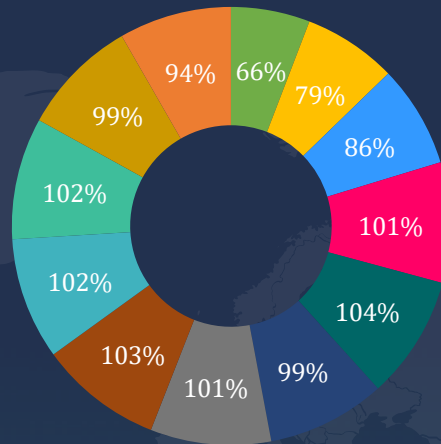


All Regions

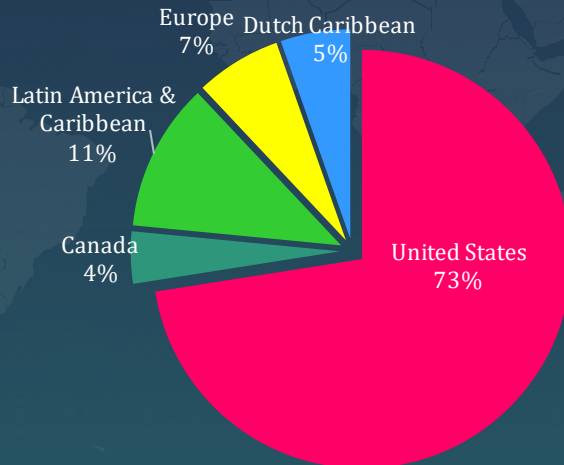


- Jan-22
- Feb-22
- Mar-22
- Apr-22
- May-22
- Jun-22
- Jul-22
- Aug-22
- Sep-22
- Oct-22
- Nov-22
- YTD 2022

Traffic Recovery vs. 2019



Traffic Distribution



All Regions



United States



Canada



Latin America



Europe



Dutch Caribbean



➤ YTD Nov 2022

DEPARTING PASSENGERS AND SCHEDULED AIRLINE SEAT CAPACITY



1,215,393

Total Departing Passengers

-8.5% ↓



829,720

Departing Passengers - USA

-2.5% ↓



1,094,663

Total Regular Passengers

-6.1% ↓



1,702

Total Transfer Passengers

-91.6% ↓



108,877

Total Transit Passengers

-20.5% ↓



1,451,827

Total Seat Capacity - Outbound

-6.7% ↓



185,323

Seat Capacity - Europe

14.5% ↑



181,069

Seat Capacity - Latin America

-31.5% ↓



996,500

Seat Capacity - USA

-0.7% ↓

Nov 2022

DEPARTING PASSENGERS AND SCHEDULED AIRLINE SEAT CAPACITY



107,526
Total Departing Passengers

-1.7%



70,438
Departing Passengers - USA

0.7%



96,379
Total Regular Passengers

-1.4%



201
Total Transfer Passengers

-52.0%



10,053
Total Transit Passengers

-3.0%



128,381
Total Seat Capacity - Outbound

-1.8%



14,868
Seat Capacity - Europe

4.1%



19,400
Seat Capacity - Latin America

-0.6%



78,396
Seat Capacity - USA

-4.6%

► Nov 2022

PASSENGER LOAD FACTOR (PLF) BY REGION


All Regions

vs. 83.6% 0.2 pts




United States

vs. 85.2% 4.7 pts



Canada

vs. 90.4% (8.6) pts



Latin America

vs. 78.7% (6.5) pts



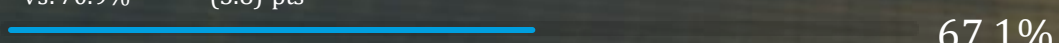
Europe

vs. 89.8% (1.7) pts



Dutch Caribbean

vs. 70.9% (3.8) pts



➤ YTD Nov 2022

PASSENGER LOAD FACTOR (PLF) BY REGION

All Regions

vs. 85.3% (1.8) pts



United States

vs. 87.4% (1.6) pts



Canada

vs. 87.9% (7.0) pts



Latin America

vs. 81.4% (4.6) pts



Europe

vs. 92.6% (2.7) pts



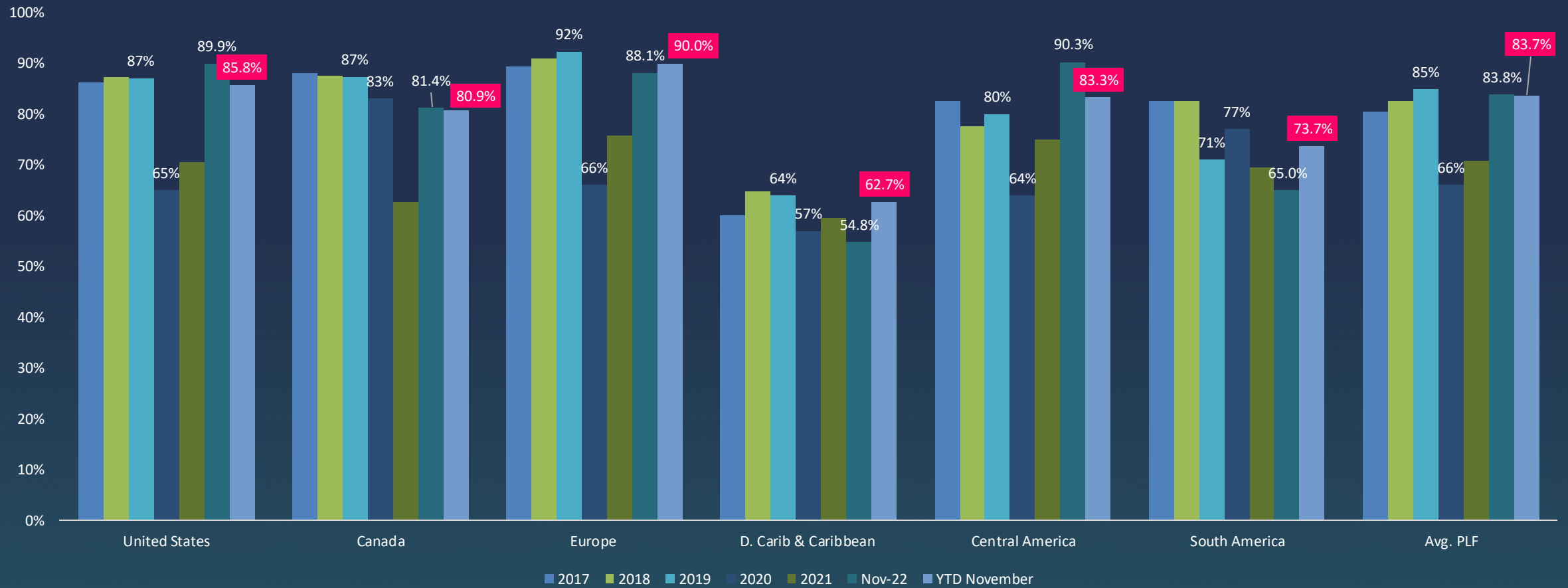
Dutch Caribbean

vs. 65.8% 2.1 pts



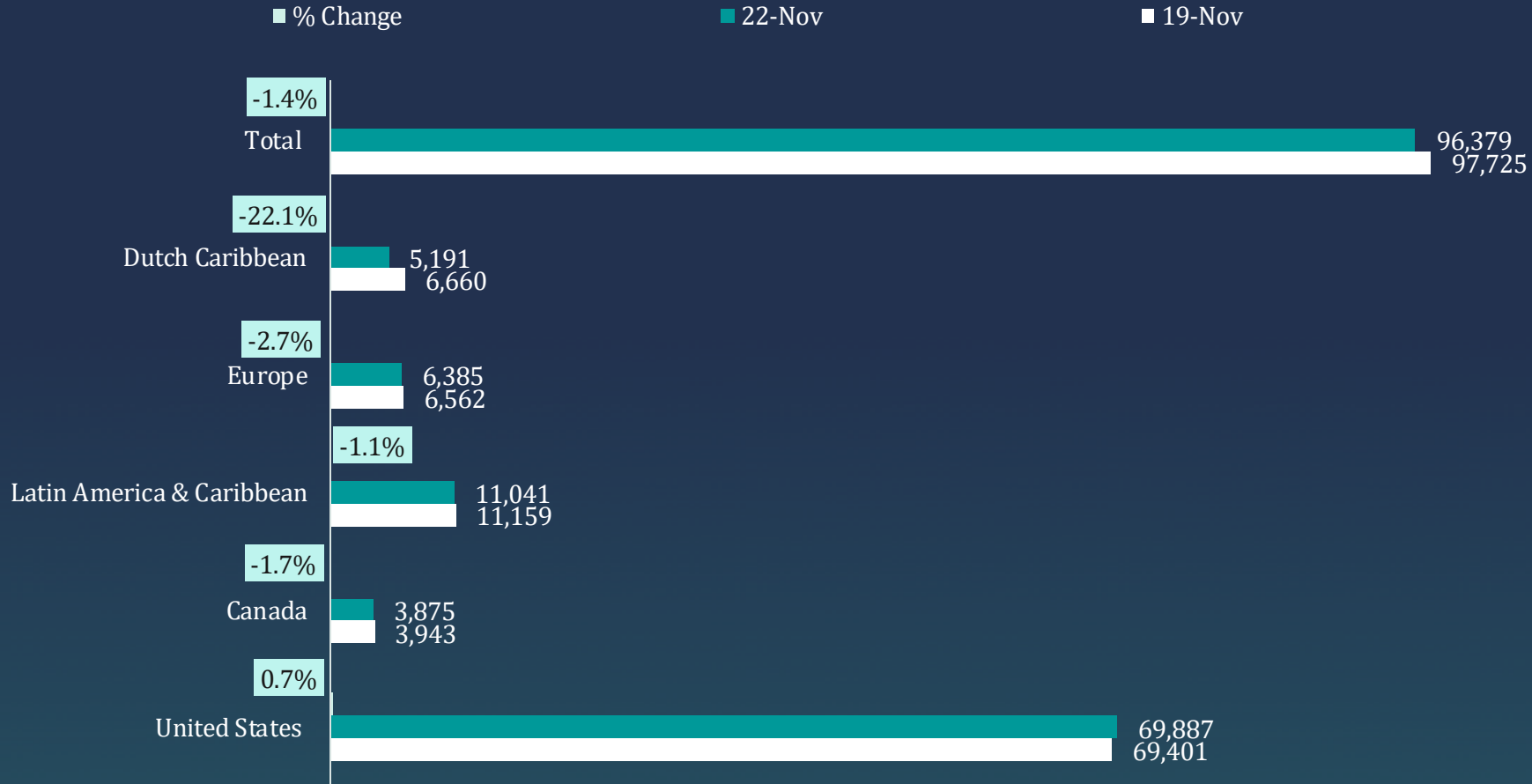
➤ YTD Nov 2022

PASSENGER LOAD FACTOR (PLF) BY REGION



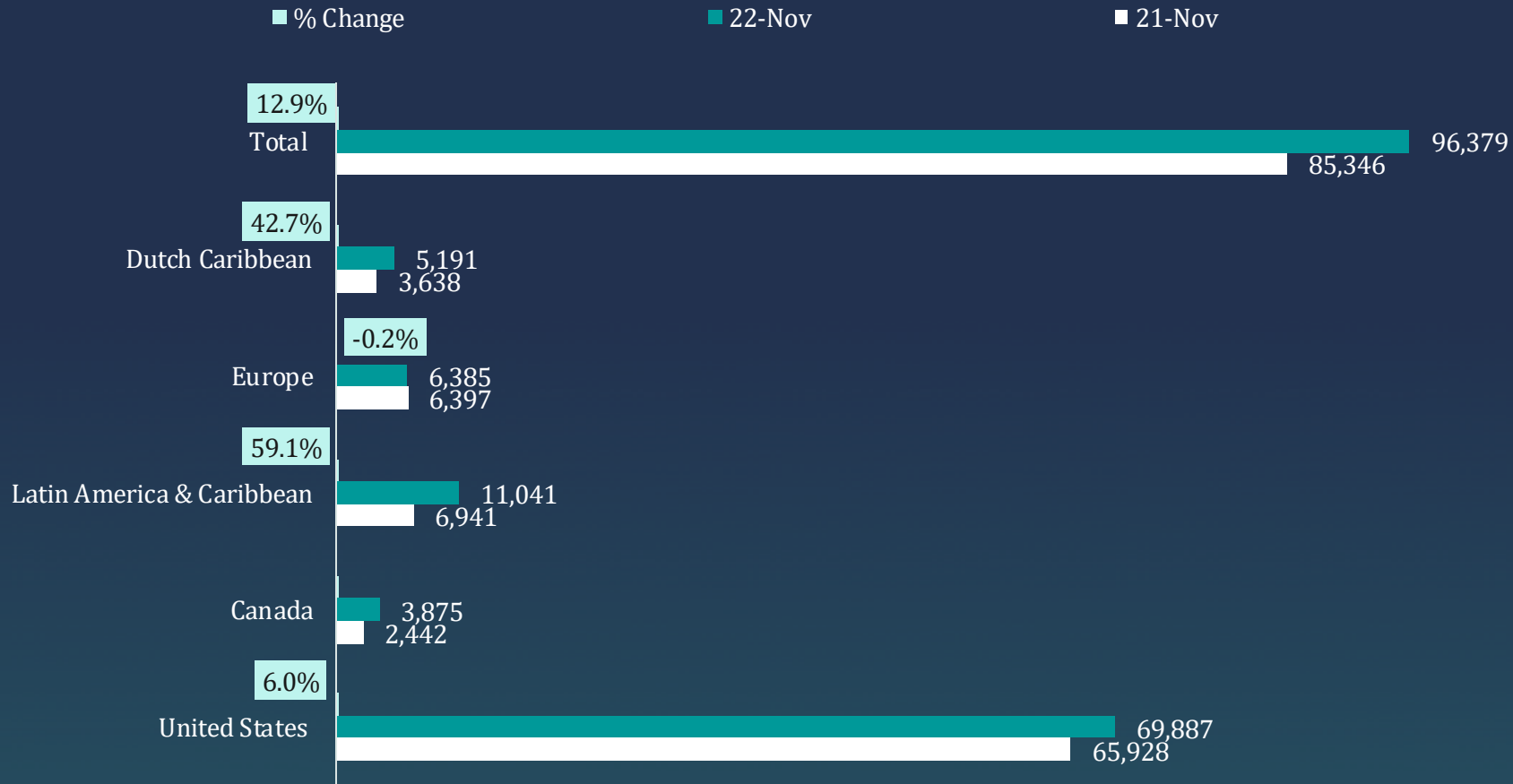
➤ Nov 22 vs. 19

REVENUE GENERATING PASSENGERS (RGPs) BY REGION



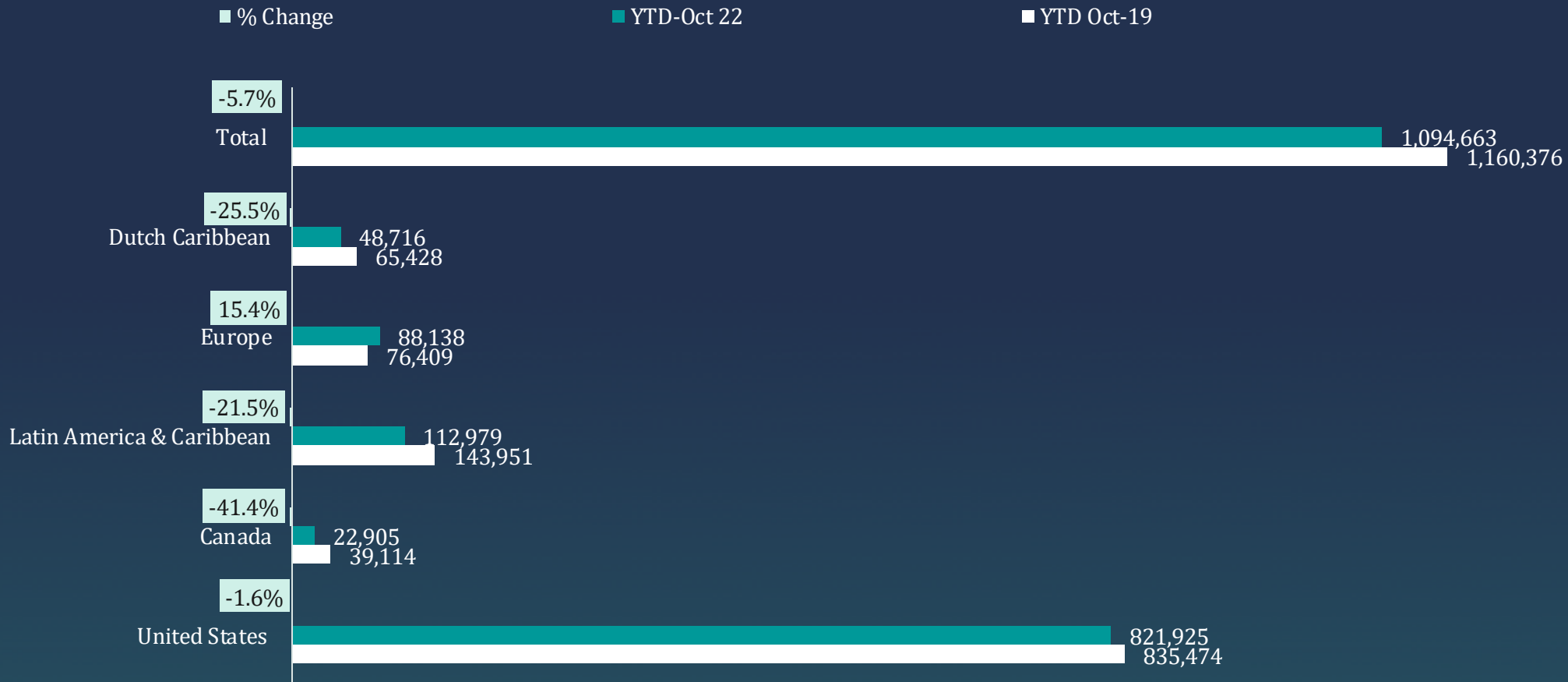
➤ Nov 22 vs. 21

REVENUE GENERATING PASSENGERS (RGPs) BY REGION



➤ YTD Nov 22 vs. 19

REVENUE GENERATING PASSENGERS (RGPs) BY REGION



➤ YTD Nov 22 vs. 21

REVENUE GENERATING PASSENGERS (RGPs) BY REGION







➤ Nov 2022



Top 5 Airlines in terms of Revenue Generating Passenger Market Share

MoM Change in MS

	JetBlue (B6)	27% (1.0) pts.
	American Airlines (AA)	22% 2.0 pts.
	United Airlines (UA)	10% (3.0) pts
	Delta Air Lines (DL)	9% (1.0) pts.
	KLM Royal Dutch Airlines (KL)	5% 0 pts.



Top 5 markets in terms of Capacity Market Share

MoM Change in MS

New York (JFK, EWR, LGA)	24%
Amsterdam (AMS)	12%
Charlotte (CLT)	8%
Miami (MIA)	8%
Bogota (BOG)	6%

WEEKLY FLIGHT SCHEDULE

Period: January 2022 – July 2023
Flight Schedules (airportaruba.com)
Last Update: December 14, 2022



AUA
AEROPUERTO INTERNACIONAL
REINA BEATRIX

WEEKLY FLIGHT SCHEDULE | JANUARY - JULY 2023

United States

Airline	Destination	JAN	FEB	MAR	APR	MAY	JUN	JUL
American Airlines	Miami	14 Double Daily	14 Double Daily	14 Double Daily	14 Double Daily	14 Double Daily	14 Double Daily	14 Double Daily
	Charlotte	8 MON - FRI, SUN 2x SAT	14 Double Daily	12 2x MON, THU-SUN TUE WED	14 Double Daily	14 Double Daily	14 Double Daily	14 Double Daily
	Philadelphia	8 Daily 2x SAT	8 Daily 2x SAT	8 Daily 2X SAT	7 Daily	7 Daily	7 Daily	7 Daily
	Chicago	1 SAT	1 SAT	1 SAT	No Service	No Service	No Service	No Service
	La Guardia - New York	No Service	1 SAT	1 SAT	1 SAT	1 SAT	1 SAT	1 SAT
	Dallas	No Service	1 SAT	1 SAT	1 SAT	1 SAT	1 SAT	1 SAT

WEEKLY FLIGHT SCHEDULE | JANUARY 2023 - JULY 2023

United States

Airline	Destination	JAN	FEB	MAR	APR	MAY	JUN	JUL
United	Newark	9 MON-FRI 2x SAT-SUN	9 MON-FRI 2x SAT -SUN	9 MON-FRI 2x SAT - SUN	9 MON-FRI 2x SAT - SUN	9 MON-FRI 2x SAT - SUN	14 Double Daily	14 Double Daily
	Houston	1 SAT	1 SAT	1 SAT	1 SAT	1 SAT	2 SAT SUN	2 SAT SUN
	Washington	4 TUE THU SAT SUN	4 TUE THU SAT SUN	4 TUE THU SAT SUN	4 TUE THU SAT SUN	2 (-2) SAT SUN	4 TUE THU SAT SUN	4 TUE THU SAT SUN
	Chicago	1 SAT	1 SAT	2 SAT SUN	2 (-1) SAT SUN	1 SAT	1 SAT	1 SAT

WEEKLY FLIGHT SCHEDULE | JANUARY 2023 - JULY 2023



United States

Airline	Destination	JAN	FEB	MAR	APR	MAY	JUN	JUL
Jetblue	Boston	9 MON -FRI, SUN 3x SAT	22 3x MON- FRI, SUN 4x SAT	20 3x MON, THU, FRI, SUN 2x TUE, WED 4x SAT	22 3x MON- FRI, SUN 4x SAT	9 MON -FRI, SUN 3x SAT	9 MON -FRI, SUN 3x SAT	9 MON -FRI, SUN 3x SAT
	New York - JFK	18 2x MON - THU 3x FRI, SUN 4x-SAT	17 2x MON - FRI 4x-SAT 3x SUN	17 2x MON - FRI 4x-SAT 3x SUN	17 2x MON - FRI 4x-SAT 3x SUN	16 MON 2x TUE- FRI 4x-SAT 3x SUN	18 2x MON - THU 3x FRI, SUN 4x-SAT	18 2x MON - THU 3x FRI, SUN 4x-SAT
Delta Air Lines	Atlanta	7 Daily	7 Daily	7 Daily	7 Daily	7 Daily	7 Daily	7 Daily
	New York - JFK	7 Daily	7 Daily	7 Daily	7 Daily	7 Daily	7 Daily	7 Daily
	Boston	7 Daily	7 Daily	7 Daily	No Service	No Service	No Service	No Service

WEEKLY FLIGHT SCHEDULE | JANUARY 2023 - JULY 2023

United States

Airline	Destination	JAN	FEB	MAR	APR	MAY	JUN	JUL
Southwest	Baltimore	2 SAT SUN	2 SAT	2 SAT SUN	2 SAT SUN	2 SAT SUN	2 SAT SUN	2 SAT SUN
Southwest	Orlando	7 Daily	7 Daily	7 Daily	7 Daily	7 Daily	7 Daily	7 Daily
Spirit	Fort Lauderdale	1 SAT	2 (+1) SAT WED	2 SAT WED	2 SAT WED	2 SAT WED	2 SAT WED	2 SAT WED
Sun Country	Minneapolis	1 SAT	1 SAT	1 SAT	No Service	No Service	No Service	No Service

WEEKLY FLIGHT SCHEDULE | JANUARY 2023 - JULY 2023

Canada

Airline	Destination	JAN	FEB	MAR	APR	MAY	JUN	JUL
Air Canada	Toronto	4 MON WED THU SUN	4 MON WED THU SUN	4 MON WED THU SUN	3 MON THU SUN	2 THU SAT	2 THU SAT	2 THU SAT
WestJet	Toronto	3 TUE THU SAT	4 TUE THU SAT SUN	4 TUE THU SAT SUN	2 TUE SAT	2 TUE SAT	1 SAT	1 SAT
Sunwing	Toronto	3 MON SAT SUN	3 MON SAT SUN	3 MON SAT SUN	2 MON SUN	2 MON SUN	2 MON SUN	2 MON SUN

WEEKLY FLIGHT SCHEDULE | JANUARY 2023 - JULY 2023



Europe

Airline	Destination	JAN	FEB	MAR	APR	MAY	JUN	JUL
KLM	Amsterdam (via BON)	Daily	Daily	Daily	Daily	Daily	Daily	Daily
TUI NL	Amsterdam (via CUR)	3 MON THU SAT	3 MON THU SAT	3 MON THU SAT	3 MON THU SAT	3 MON THU SAT	3 MON THU SAT	3 MON THU SAT
Sunclass Airlines	Stockholm (ARN)	1 THU	1 THU	1 THU	No Service	No Service	No Service	No Service
British Airways	London Gatwick (via ANU)			March 26 2 SUN THU	2 SUN THU	2 SUN THU	2 SUN THU	2 SUN THU

WEEKLY FLIGHT SCHEDULE | JANUARY 2023 - JULY 2023



Latin America

Airline	Destination	JAN	FEB	MAR	APR	MAY	JUN	JUL
Avianca	Bogota	Daily	Daily	Daily	Daily	Daily	Daily	Daily
Wingo	Bogota	2 THU SUN	2 THU SUN	2 THU SUN	2 THU SUN	2 THU SUN	2 THU SUN	2 THU SUN
Copa	Panama	Daily	Daily	Daily	Daily	Daily	Daily	Daily
Wingo	Medellin	4 MON TUE WED SAT	2 WED SAT	2 WED SAT	2 WED SAT	2 WED SAT	2 WED SAT	2 WED SAT

WEEKLY FLIGHT SCHEDULE | JANUARY 2023 - JULY 2023



Caribbean

Airline	Destination	JAN	FEB	MAR	APR	MAY	JUN	JUL
Sky High	St. Domingo (SDQ)	3 WED FRI SUN	3 WED FRI SUN	3 WED FRI SUN	3 WED FRI SUN	3 WED FRI SUN	3 WED FRI SUN	3 WED FRI SUN
Air Century	St. Domingo (JBQ)	3 (+1) WED FRI SUN	2 WED SUN	2 WED SUN	2 WED SUN	2 WED SUN	2 WED SUN	2 WED SUN
AraJet	St. Domingo (SDQ)	2 MON THU	2 MON THU	2 WED SAT	2 WED SAT	2 WED SAT	2 WED SAT	2 WED SAT

WEEKLY FLIGHT SCHEDULE | JANUARY 2023 - JULY 2023



Dutch Caribbean

Airline	Destination	JAN	FEB	MAR	APR	MAY	JUN	JUL
Divi Divi Air	Curacao	7 Daily MON-FRI 6x SAT 5x SUN	7 Daily MON-FRI 6x SAT 5x SUN	7 Daily MON-FRI 6x SAT 5x SUN	7 Daily MON-FRI 6x SAT 5x SUN	7 Daily MON-FRI 6x SAT 5x SUN	7 Daily MON-FRI 6x SAT 5x SUN	7 Daily MON-FRI 6x SAT 5x SUN
EZ Air	Curacao Bonaire	2 daily MON- FRI 1x SUN	2 daily MON- FRI 1x SUN	2 daily MON- FRI 1x SUN	2 daily MON- FRI 1x SUN	2 daily MON- FRI 1x SUN	2 daily MON- FRI 1x SUN	2 daily MON- FRI 1x SUN
Winair	Curacao Sint Maarten	2 MON FRI	2 MON FRI	2 MON FRI	2 MON FRI	2 MON FRI	2 MON FRI	2 MON FRI
Jetair	Curacao	5 2x MON WED FRI SAT	5 2x MON WED FRI SAT	5 2x MON WED FRI SAT	5 2x MON WED FRI SAT	5 2x MON WED FRI SAT	5 2x MON WED FRI SAT	5 2x MON WED FRI SAT



LET'S STAY CONNECTED

For any questions related to the report and/or additional information requests please contact

Jo-Anne Meaux Arends
Air Service Development Manager
j.arends@airportaruba.com

