



# AIRPORT TRAFFIC STATISTICS

Dec 2022



➤ YTD Dec 2022

# AIR TRAFFIC DASHBOARD



## All Regions



1,207,587

Revenue Generating Passengers

-4.6%



903,433

Revenue Generating Passengers  
USA

-0.8%



1,604,609

Total Seat Capacity - Outbound

-5.7%



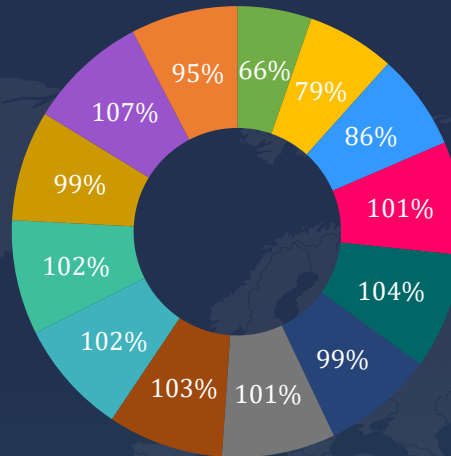
1,063,451

Seat Capacity - USA

-0.2%

- Jan-22
- Feb-22
- Mar-22
- Apr-22
- May-22
- Jun-22
- Jul-22
- Aug-22
- Sep-22
- Oct-22
- Nov-22
- Dec-22
- YTD 2022

## Traffic Recovery vs. 2019



## All Regions

vs. 84.9% (1.5) pts

83.4%

## United States

vs. 87.1% (1.3) pts

85.8%

## Canada

vs. 87.8% (7.2) pts

80.6%

## Latin America

vs. 81.2% (4.9) pts

76.3%

## Europe

vs. 92.3% (2.4) pts

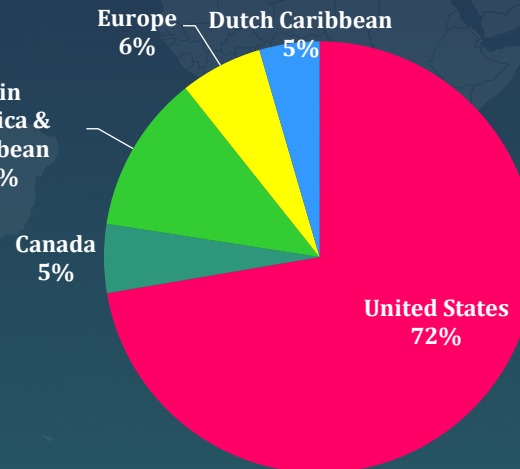
89.9%

## Dutch Caribbean

vs. 64.6% 2.4 pts

67.0%

## Traffic Distribution





➤ YTD Dec 2022

# DEPARTING PASSENGERS AND SCHEDULED AIRLINE SEAT CAPACITY



1,338,941

Total Departing Passengers

-7.3% ↓



912,184

Departing Passengers - USA

-1.6% ↓



1,207,587

Total Regular Passengers

-4.6% ↓



1,718

Total Transfer Passengers

-91.9% ↓



118,288

Total Transit Passengers

-19.2% ↓



1,604,609

Total Seat Capacity - Outbound

-5.7% ↓



201,817

Seat Capacity - Europe

14% ↑



201,525

Seat Capacity - Latin America

-28.6% ↓



1,063,451

Seat Capacity - USA

-0.2% ↓

► Dec 2022

# DEPARTING PASSENGERS AND SCHEDULED AIRLINE SEAT CAPACITY



123,548

Total Departing Passengers

5.5% ↑



82,464

Departing Passengers - USA

8.0% ↑



112,924

Total Regular Passengers

6.9% ↑



16

Total Transfer Passengers

-98% ↓



9,411

Total Transit Passengers

-0.4% ↓



152,782

Total Seat Capacity - Outbound

5.6% ↑



16,494

Seat Capacity - Europe

8.6% ↑



20,456

Seat Capacity - Latin America

12.5% ↑



96,951

Seat Capacity - USA

5.9% ↑



► Dec 2022

# PASSENGER LOAD FACTOR (PLF) BY REGION

## All Regions

vs. 80.9% 0 pts

80.9%

## United States

vs. 83.5% 1.6 pts

85.1%

## Canada

vs. 83.2% (3.7) pts

79.5%

## Latin America

vs. 78.4% (6.4) pts

72%

## Europe

vs. 89.3% (4.9) pts

84.4%

## Dutch Caribbean

vs. 54.3% 5.6 pts

59.9%

AEROPUERTO INTERNACIONAL REINA BEATRIX

➤ YTD Dec 2022

# PASSENGER LOAD FACTOR (PLF) BY REGION

## All Regions

vs. 84.9% (1.5) pts



## United States

vs. 87.1% (1.3) pts




## Canada

vs. 87.8% (7.2) pts



## Latin America

vs. 81.2% (4.9) pts





## Europe

vs. 92.3% (2.7) pts



## Dutch Caribbean

vs. 64.6% 2.4 pts



➤ YTD Dec 2022

# PASSENGER LOAD FACTOR (PLF) BY REGION



➤ Dec 22 vs. 19

# REVENUE GENERATING PASSENGERS (RGPs) BY REGION





➤ Dec 22 vs. 21

# REVENUE GENERATING PASSENGERS (RGPs) BY REGION



➤ YTD Dec 22 vs. 19

# REVENUE GENERATING PASSENGERS (RGPs) BY REGION



➤ YTD Dec 22 vs. 21

# REVENUE GENERATING PASSENGERS (RGPs) BY REGION










➤ Dec 2022



**Top 5 Airlines in terms of Revenue Generating Passenger Market Share**

**MoM Change in MS**

	JetBlue (B6)	24.5% (2.5) pts.
	American Airlines (AA)	22% 0 pts.
	United Airlines (UA)	11% 1.0 pts
	Delta Air Lines (DL)	10% 1.0 pts.
	KLM Royal Dutch Airlines (KL)	4% (1.0) pts.



**Top 5 markets in terms of Capacity Market Share**

**MoM Change in MS**

New York (JFK, EWR, LGA)	22%
Amsterdam (AMS)	10%
Charlotte (CLT)	7%
Miami (MIA)	7%
Bogota (BOG)	4%

# AIR SEAT CAPACITY

## YE2022 & FC2023

Last Update: January 19, 2022





*non-stop flights*

Let's continue to move forward together and explore new horizons!

**North America**

- American Airlines
- JetBlue
- Delta Air Lines
- United
- Spirit

- Southwest
- Sun Country
- Air Canada
- Westjet
- Sunwing

**Latin America**

- Avianca
- Wingo
- Copa

**Europe**

- KLM
- TUI

**Dutch Caribbean**

- Divi Divi Air
- EZAir
- Winair

**Caribbean**

- Sky High
- Air Century

25 Airlines

32 Cities

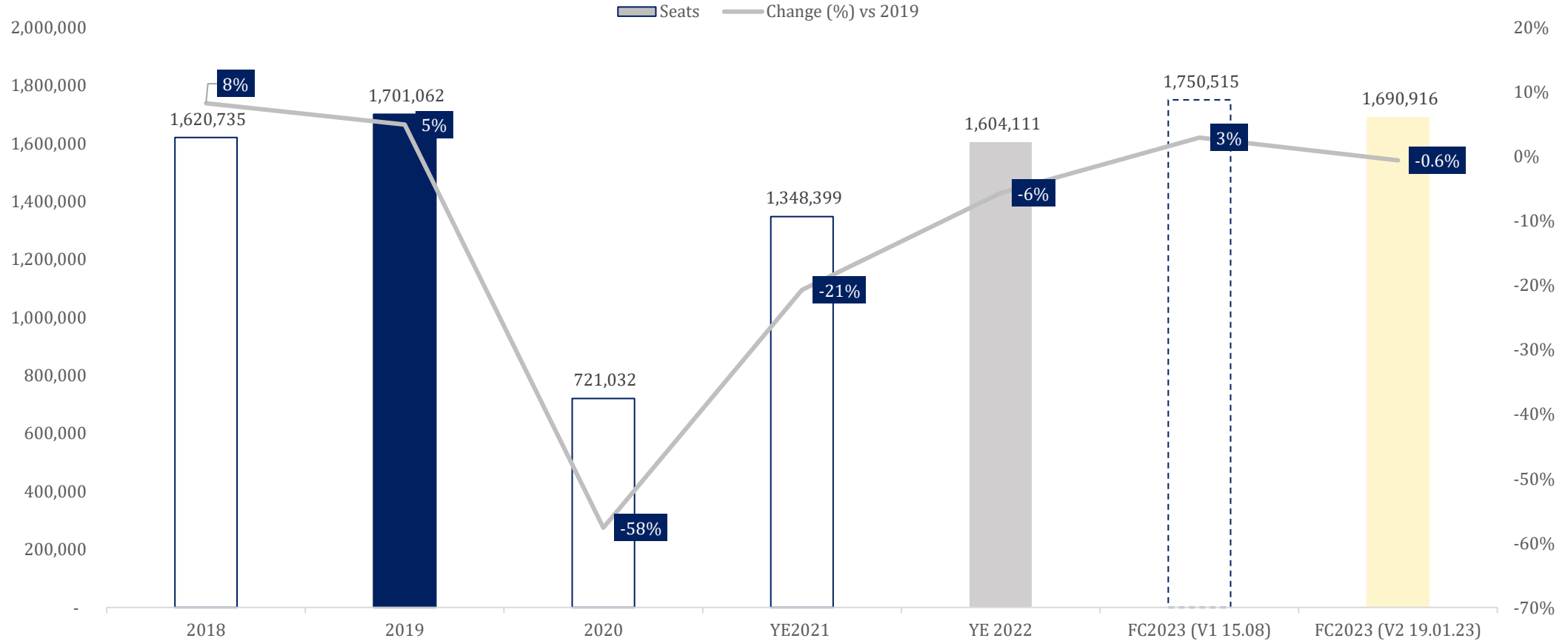
43 Non-stop Service



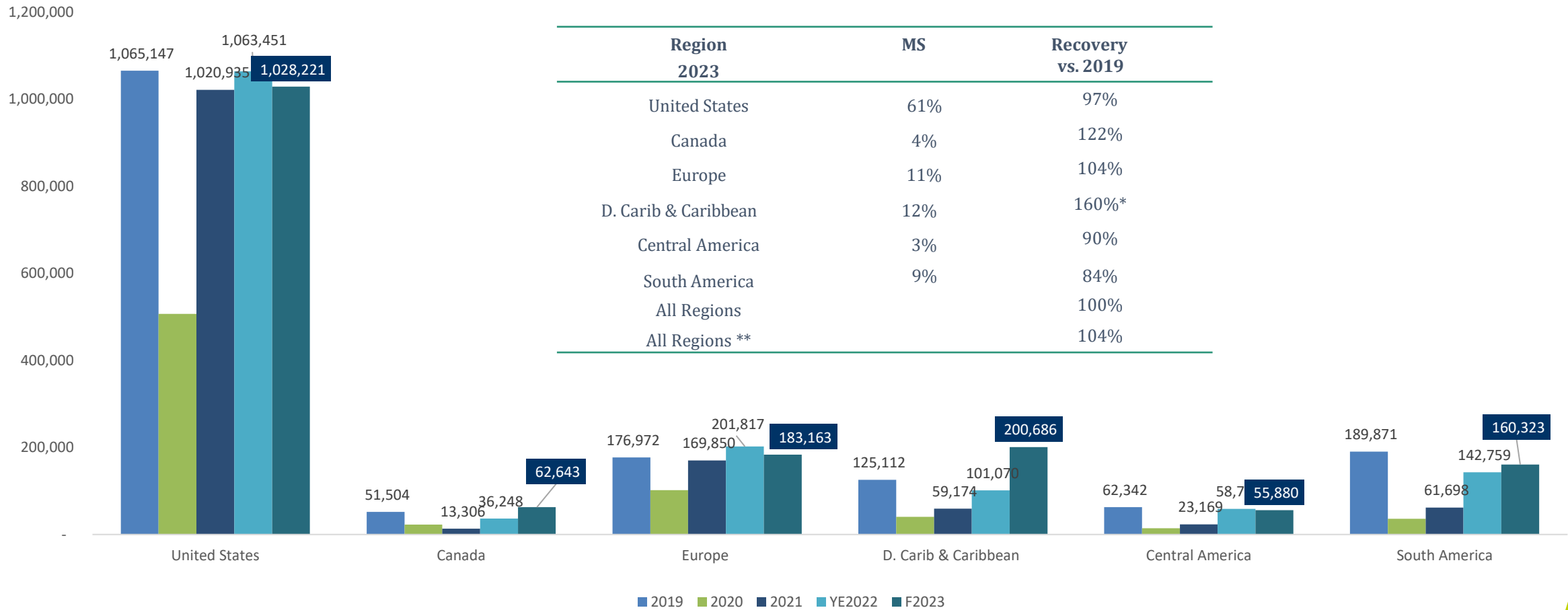


# REVISED AIR SEAT CAPACITY | YE2022 & FC2023

2022 numbers closing in at 2019 heights at 94%  
Global airline seat capacity forecast to be back at 100% by the end of 2023



# SCHEDULED AIRLINE CAPACITY BY REGION | F2023




Source | Aruba Airport Authority - Updated 19.01.2023

\*Including Aruba Airlines (Tech Stops)

\*\*Excluding Aruba Airlines (57.6K seats)

# SCHEDULED AIRLINE CAPACITY BY REGION | 1Q 2023

<b>Region</b>	<b>JAN</b>	<b>FEB</b>	<b>MAR</b>	<b>1Q 2023</b>
United States	85,316	82,850	98,438	<b>266,604</b>
Canada	8,236	6,970	7,149	<b>22,355</b>
Latin America	15,064	13,912	13,364	<b>42,340</b>
Europe	15,671	14,492	16,207	<b>46,370</b>
Neth. Ant. - Ven & Caribbean	16,775	15,929	17,035	<b>49,739</b>
<b>Total</b>	<b>141,062</b>	<b>134,153</b>	<b>152,193</b>	<b>427,408</b>
<b>MoM</b>		<b>-5%</b>	<b>13%</b>	

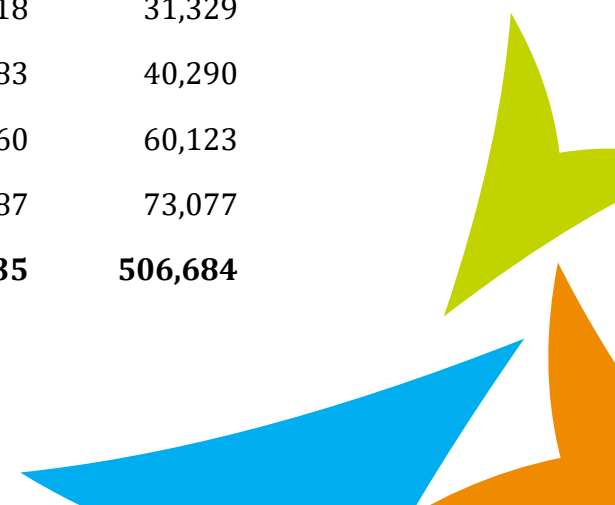




# SCHEDULED U.S. AIRLINE CAPACITY | MONTHLY 2023

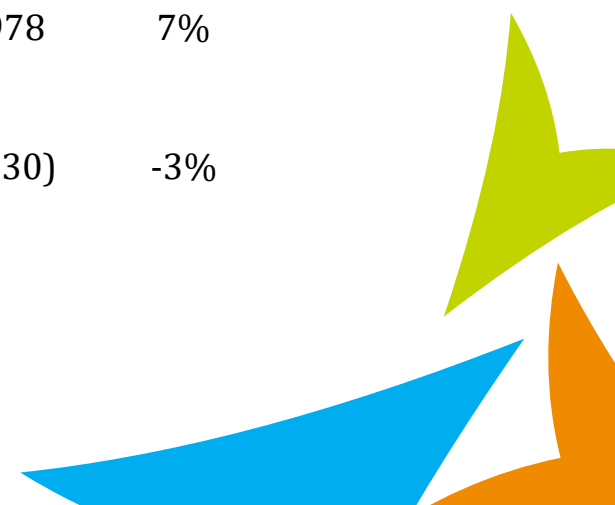
U.S.	2019	F2023	Abs. Δ	% Change	2022	2021	2020
Jan	91,687	85,316	(6,371)	-7%	97,212	65,521	89,328
Feb	88,806	82,850	(5,956)	-7%	91,284	65,415	88,245
Mar	105,570	98,438	(7,132)	-7%	97,545	81,694	65,287
Apr	92,049	99,292	7,243	8%	99,188	84,085	228
May	80,759	85,193	4,434	5%	85,826	86,329	173
Jun	88,917	84,030	(4,887)	-5%	90,378	93,653	112
Jul	92,332	89,254	(3,078)	-3%	98,843	101,653	22,208
Aug	87,696	72,003	(15,693)	-18%	93,649	94,037	36,284
Sep	69,717	70,927	1,210	2%	66,586	74,118	31,329
Oct	71,000	80,097	9,097	13%	67,593	79,483	40,290
Nov	81,860	83,301	1,441	2%	78,396	90,260	60,123
Dec	90,859	97,520	6,661	7%	96,951	104,687	73,077
<b>Total</b>	<b>1,041,252</b>	<b>1,028,221</b>	<b>(13,031)</b>	<b>-1%</b>	<b>1,063,451</b>	<b>1,020,935</b>	<b>506,684</b>

Source | Aruba Airport Authority – Updated 19.01.2023



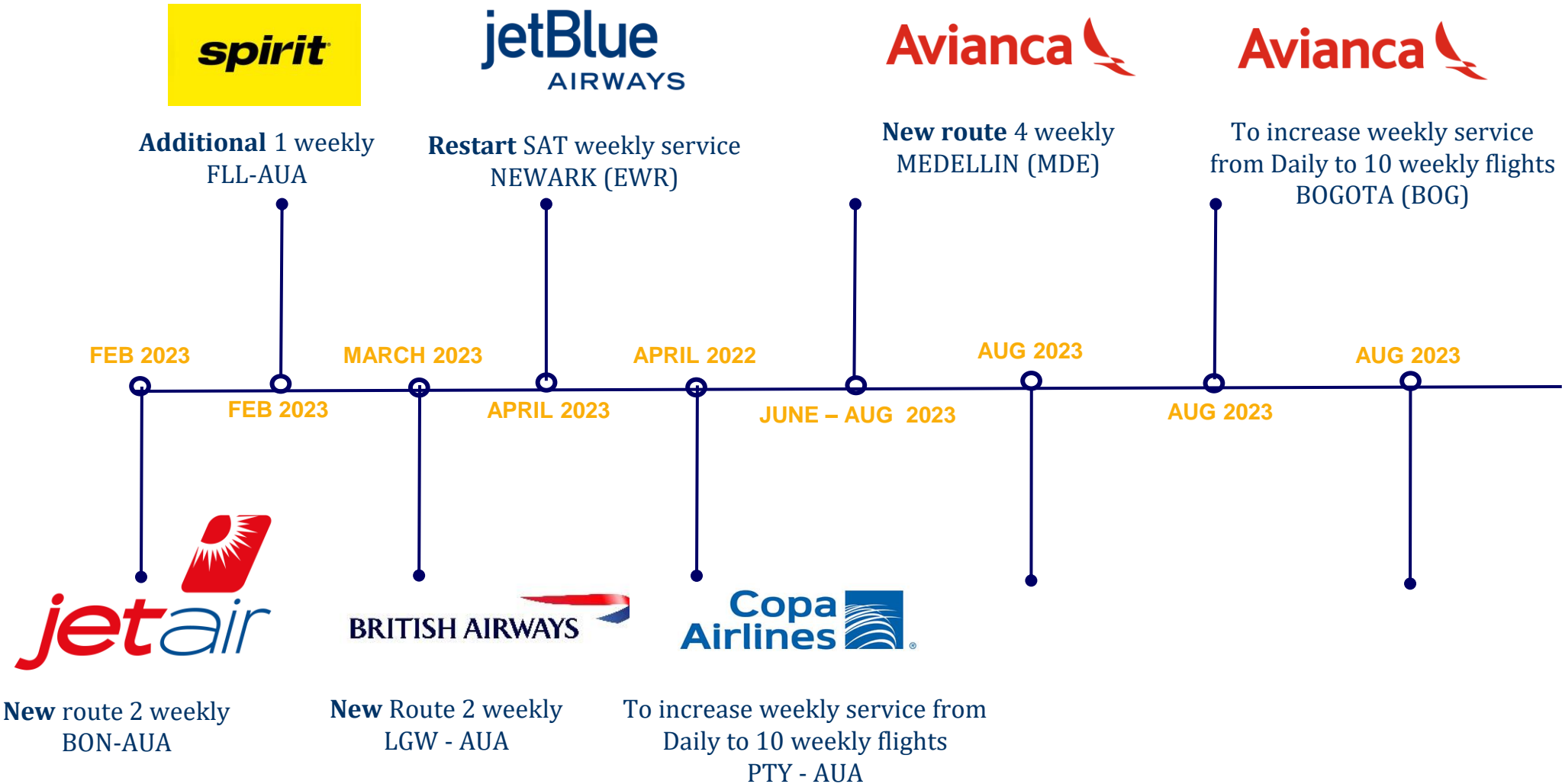
# SCHEDULED U.S. AIRLINE CAPACITY | 1Q 2023

U.S.	2019	F2023	Abs. Δ	% Change	2022	Abs. Δ	% Change
Q1	286,063	266,604	(19,459)	-7%	286,041	(19,437)	-7%
Q2	261,725	268,515	6,790	3%	275,392	(6,877)	-2%
Q3	249,745	232,184	(17,561)	-7%	259,078	(26,894)	-10%
Q4	243,719	260,918	17,199	7%	242,940	17,978	7%
<b>Total</b>	<b>1,041,252</b>	<b>1,028,221</b>	<b>(13,031)</b>	<b>-1%</b>	<b>1,063,451</b>	<b>(35,230)</b>	<b>-3%</b>



# NEW DESTINATIONS FROM AUA

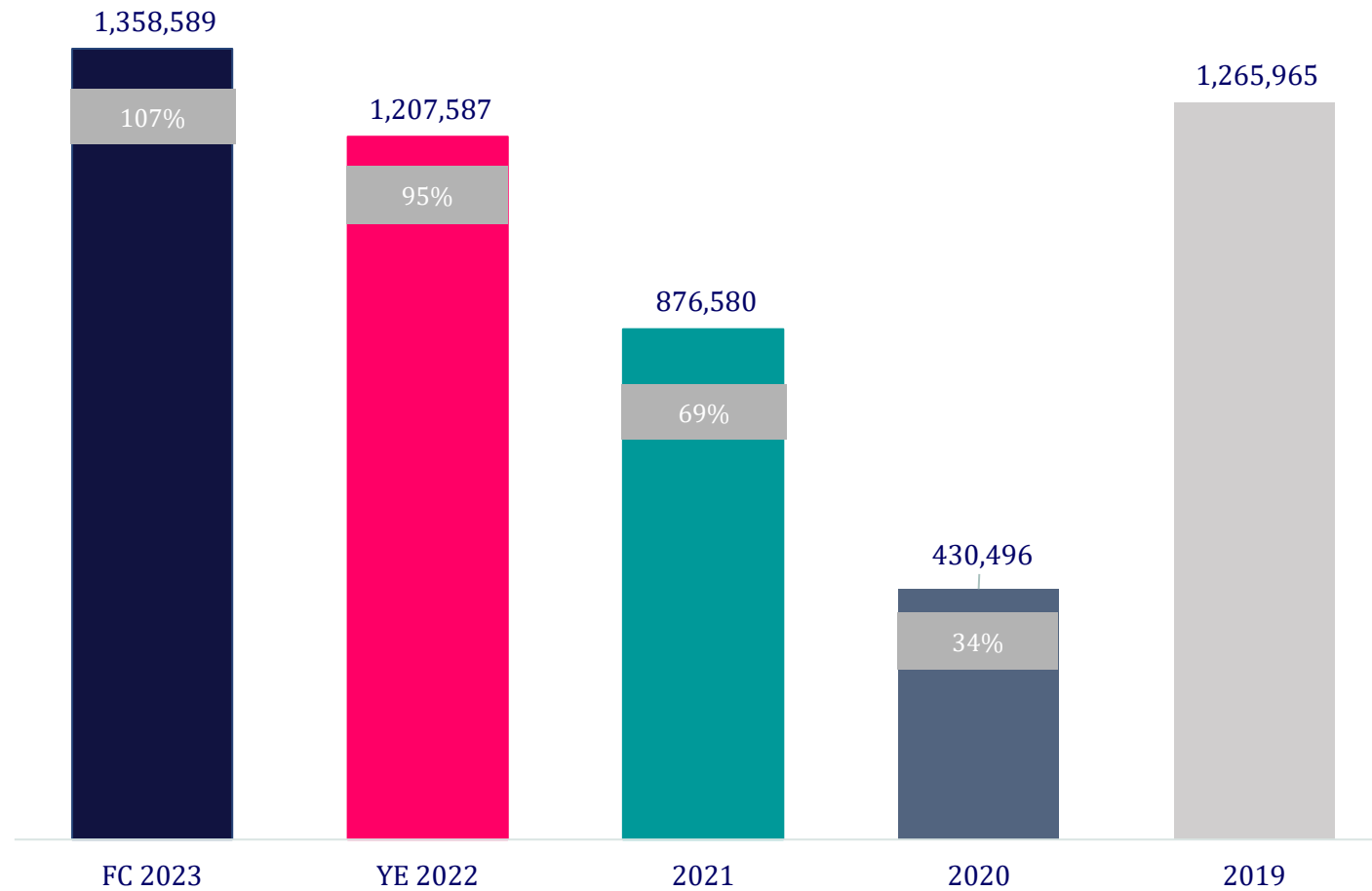
SCHEDULED SERVICE 2023





# AIR PASSENGER FORECAST 2023

Yearly revenue generating passengers (RGP)| YE 2022



# WEEKLY FLIGHT SCHEDULE

Period: January 2023 – July 2023  
Flight Schedules ([airportaruba.com](http://airportaruba.com))  
Last Update: January 20, 2022

Aeropuerto Internacional  
**Reina Beatrix**  
ARUBA AIRPORT AUTHORITY N.V.

IN COOPERATION WITH  
SCHIPHOL INTERNATIONAL B.V.



# WEEKLY FLIGHT SCHEDULE | JANUARY-JULY 2023



## United States

Airline	Destination	JAN	FEB	MAR	APR	MAY	JUN	JUL
American Airlines	Miami	14 Double Daily	14 Double Daily	14 Double Daily	14 Double Daily	14 Double Daily	14 Double Daily	14 Double Daily
	Charlotte	8 1x MON – FRI, SUN   2x SAT	14 Double Daily	12 2x MON, THU-SUN   TUE WED	14 Double Daily	14 Double Daily	14 Double Daily	14 Double Daily
	Philadelphia	8 Daily   2x SAT	8 Daily   2x SAT	8 Daily   2X SAT	7 Daily	7 Daily	7 Daily	7 Daily
	Chicago	1 SAT	1 SAT	1 SAT	No Service	No Service	No Service	No Service
	La Guardia – New York	1 SAT	1 SAT	1 SAT	1 SAT	1 SAT	1 SAT	1 SAT
	Dallas	1 SAT	1 SAT	1 SAT	1 SAT	1 SAT	1 SAT	1 SAT

# WEEKLY FLIGHT SCHEDULE | JANUARY-JULY 2023



## United States

Airline	Destination	JAN	FEB	MAR	APR	MAY	JUN	JUL
United	Newark	9 MON-FRI   2x SAT -SUN	9 MON-FRI   2x SAT -SUN	9 MON-FRI 2x SAT - SUN	9 MON-FRI 2x SAT - SUN	9 MON-FRI 2x SAT - SUN	14 Double Daily	14 Double Daily
	Houston	1 SAT	1 SAT	1 SAT	1 SAT	1 SAT	2 SAT  SUN	2 SAT  SUN
	Washington	4 TUE  THU   SAT   SUN	4 TUE  THU   SAT   SUN	4 TUE  THU   SAT   SUN	4 TUE  THU   SAT   SUN	2 SAT   SUN	4 TUE  THU   SAT   SUN	4 TUE  THU   SAT   SUN
	Chicago	1 SAT	1 SAT	2 SAT  SUN	2 SAT   SUN	1 SAT	1 SAT	1 SAT



# WEEKLY FLIGHT SCHEDULE | JANUARY-JULY 2023



## United States

Airline	Destination	JAN	FEB	MAR	APR	MAY	JUN	JUL
JetBlue	Boston	9 MON -FRI, SUN 3x SAT	22 3x MON- FRI, SUN 4x SAT	20 3x MON, THU, FRI, SUN  2x TUE, WED  4x SAT	22 3x MON- FRI, SUN 4x SAT	9 MON -FRI, SUN 3x SAT	9 MON -FRI, SUN 3x SAT	9 MON -FRI, SUN 3x SAT
	New York – JFK	18 2x MON - THU   3x FRI, SUN   4x-SAT	17 2x MON – FRI  4x-SAT  3x SUN	17 2x MON – FRI  4x-SAT  3x SUN	17 2x MON – FRI  4x-SAT  3x SUN	16 MON  2x TUE- FRI  4x-SAT  3x SUN	18 2x MON - THU   3x FRI, SUN   4x-SAT	18 2x MON - THU   3x FRI, SUN   4x-SAT
	<i>Restart Service on June 15 Newark</i>						1 SAT	1 SAT
Delta Air Lines	Atlanta	7 Daily	7 Daily	7 Daily	7 Daily	7 Daily	7 Daily	7 Daily
	New York – JFK	7 Daily	7 Daily	7 Daily	7 Daily	7 Daily	7 Daily	7 Daily
	Boston	7 Daily	7 Daily	7 Daily	No Service	No Service	No Service	No Service

# WEEKLY FLIGHT SCHEDULE | JANUARY-JULY 2023

## United States

Airline	Destination	JAN	FEB	MAR	APR	MAY	JUN	JUL
Southwest	Baltimore	2 SAT	2 SAT	2 SAT   SUN	2 SAT   SUN	2 SAT   SUN	2 SAT   SUN	2 SAT   SUN
Southwest	Orlando	7 Daily	7 Daily	7 Daily	7 Daily	7 Daily	7 Daily	7 Daily
Spirit	Fort Lauderdale	1 SAT	2 SAT   WED	2 SAT   WED	2 SAT   WED	2 SAT   WED	2 SAT   WED	2 SAT   WED
Sun Country	Minneapolis	1 SAT	1 SAT	1 SAT	No Service	No Service	No Service	No Service

# WEEKLY FLIGHT SCHEDULE | JANUARY-JULY 2023

## Canada

Airline	Destination	JAN	FEB	MAR	APR	MAY	JUN	JUL
Air Canada	Toronto	4 MON   WED   THU   SUN	4 MON   WED   THU   SUN	4 MON   WED   THU   SUN	3 MON   THU   SUN	2 THU   SAT	2 THU   SAT	2 THU   SAT
WestJet	Toronto	3 TUE   THU   SAT	4 TUE   THU   SAT   SUN	4 TUE   THU   SAT   SUN	2 TUE   SAT	2 TUE   SAT	1 SAT	1 SAT
Sunwing	Toronto	3 MON   SAT   SUN	3 MON   SAT   SUN	3 MON   SAT   SUN	3 MON   SAT   SUN	2 MON   SUN	2 MON   SUN	2 MON   SUN

# WEEKLY FLIGHT SCHEDULE | JANUARY-JULY 2023



## Europe

Airline	Destination	JAN	FEB	MAR	APR	MAY	JUN	JUL
KLM	Amsterdam (via BON)	Daily	Daily	Daily	Daily	Daily	Daily	Daily
TUI NL	Amsterdam (via CUR)	3 MON   THU   SAT	3 MON   THU   SAT	3 MON   THU   SAT	3 MON   THU   SAT	3 MON   THU   SAT	3 MON   THU   SAT	3 MON   THU   SAT
Sunclass Airlines	Stockholm (ARN)	1 THU	1 THU	1 THU	No Service	No Service	No Service	No Service
British Airways	London Gatwick (via ANU)			March 26 2 SUN  THU	2 SUN  THU	2 SUN  THU	2 SUN  THU	2 SUN  THU



# WEEKLY FLIGHT SCHEDULE | JANUARY-JULY 2023

## Latin America

Airline	Destination	JAN	FEB	MAR	APR	MAY	JUN	JUL
Avianca	Bogota	9 (+2) MON – WED, SAT-SUN   2x THU – FRI	9 (+2) MON – WED, SAT-SUN   2x THU – FRI	9 (+2) MON – WED, SAT-SUN   2x THU – FRI	9 (+2) MON – WED, SAT-SUN   2x THU – FRI	9 (+2) MON – WED, SAT-SUN   2x THU – FRI	9 (+2) MON – WED, SAT-SUN   2x THU – FRI	9 (+2) MON – WED, SAT-SUN   2x THU – FRI
Wingo	Bogota	2 THU   SUN	2 THU   SUN	2 THU   SUN	2 THU   SUN	2 THU   SUN	2 THU   SUN	2 THU   SUN
Copa	Panama	Daily	Daily	Daily	Daily	Daily	Daily	Daily
Wingo	Medellin	4 (+2) MON - WED   SAT	4 (+2) MON - WED   SAT	4 (+2) MON - WED   SAT	4 (+2) MON - WED   SAT	4 (+2) MON - WED   SAT	4 (+2) MON - WED   SAT	4 (+2) MON - WED   SAT
Avianca	<i>New Route starting Jun 13</i> Medellin						4 TUE   THU   SAT   SUN	4 TUE   THU   SAT   SUN
Surinam Airways	Paramaribo	4 2x MON   2x FRI	4 2x MON   2x FRI	4 2x MON   2x FRI	4 2x MON   2x FRI	4 2x MON   2x FRI	4 2x MON   2x FRI	4 2x MON   2x FRI

# WEEKLY FLIGHT SCHEDULE | JANUARY-JULY 2023



## Caribbean

Airline	Destination	JAN	FEB	MAR	APR	MAY	JUN	JUL
Sky High	St. Domingo (SDQ)	3 WED   FRI   SUN	3 WED   FRI   SUN	3 WED   FRI   SUN	3 WED   FRI   SUN	3 WED   FRI   SUN	3 WED   FRI   SUN	3 WED   FRI   SUN
Air Century	St. Domingo (JBQ)	2 WED   SUN	2 WED   SUN	2 WED   SUN	2 WED   SUN	2 WED   SUN	2 WED   SUN	2 WED   SUN
AraJet	St. Domingo (SDQ)	2 MON   THU	2 MON   THU	2 WED   SAT	2 WED   SAT	2 WED   SAT	2 WED   SAT	2 WED   SAT

# WEEKLY FLIGHT SCHEDULE | JANUARY-JULY 2023



## Dutch Caribbean

Airline	Destination	JAN	FEB	MAR	APR	MAY	JUN	JUL
Divi Divi Air	Curacao	46 7 Daily MON-FRI 6x SAT 5x SUN	46 7 Daily MON-FRI 6x SAT 5x SUN	46 7 Daily MON-FRI 6x SAT 5x SUN	46 7 Daily MON-FRI 6x SAT 5x SUN	46 7 Daily MON-FRI 6x SAT 5x SUN	46 7 Daily MON-FRI 6x SAT 5x SUN	46 7 Daily MON-FRI 6x SAT 5x SUN
EZ Air	Curacao Bonaire	15 3-MON 2-TUE  4-WED  2-THU  3-FRI  SUN	15 3-MON 2-TUE  4-WED  2-THU  3-FRI  SUN	15 3-MON 2-TUE  4-WED  2-THU  3-FRI  SUN	15 3-MON 2-TUE  4-WED  2-THU  3-FRI  SUN	15 3-MON 2-TUE  4-WED  2-THU  3-FRI  SUN	15 3-MON 2-TUE  4-WED  2-THU  3-FRI  SUN	15 3-MON 2-TUE  4-WED  2-THU  3-FRI  SUN
Jetair	Curacao	5 2x MON   WED   FRI   SAT	5 2x MON   WED   FRI   SAT	5 2x MON   WED   FRI   SAT	5 2x MON   WED   FRI   SAT	5 2x MON   WED   FRI   SAT	5 2x MON   WED   FRI   SAT	5 2x MON   WED   FRI   SAT
Jetair	Bonaire	2 WED   FRI	2 WED   FRI	2 WED   FRI	2 WED   FRI	2 WED   FRI	2 WED   FRI	2 WED   FRI
EZ Air	Bonaire	3 TUE   WED   THU	3 TUE   WED   THU	3 TUE   WED   THU	3 TUE   WED   THU	3 TUE   WED   THU	3 TUE   WED   THU	3 TUE   WED   THU
Winair	Sint Maarten	2 MON   FRI	2 MON   FRI	2 MON   FRI	2 MON   FRI	2 MON   FRI	2 MON   FRI	2 MON   FRI



LET'S STAY CONNECTED

For any questions related to the report and/or additional information requests please contact

Jo-Anne Meaux Arends  
Aviation Business Development Executive  
[j.arends@airportaruba.com](mailto:j.arends@airportaruba.com)

