

ARUBA AIRPORT MONTHLY TRAFFIC STATISTICS

April 2023

*Aruba Airport Authority, records its best performance
in any April month up 12% in RGPs versus 2019*

AIR TRAFFIC DASHBOARD

YTD April 2023 vs. 2019



460,524

Revenue Generating Passengers
Global

3.2% ↑



336,576

Revenue Generating Passengers
USA

4.7% ↑



562,416

Total Outbound Seat Capacity
Global

-9.8% ↓



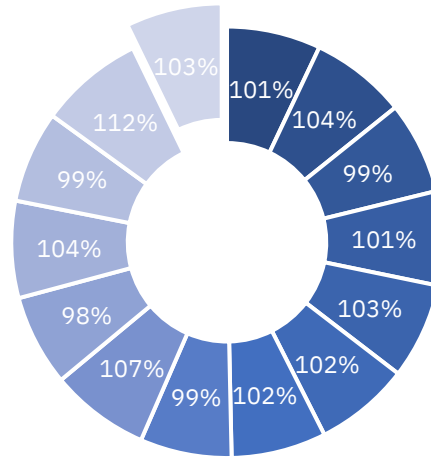
361,863

Seat Capacity
USA

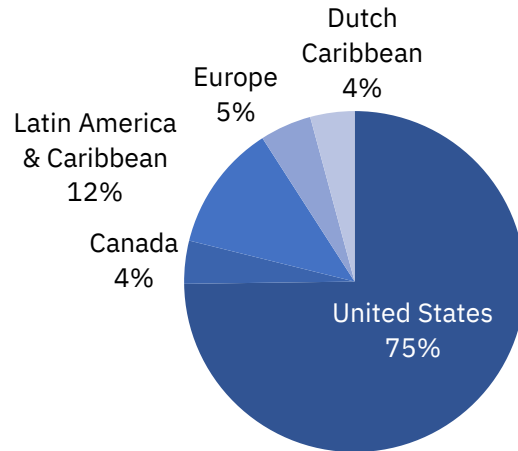
-7.7% ↓

Traffic Recovery vs. 2019

- Apr-22
- May-22
- Jun-22
- Jul-22
- Aug-22
- Sep-22
- Oct-22
- Nov-22
- Dec-22
- Jan-23
- Feb-23
- Mar-23
- Apr-23
- YTD 2023



Traffic Distribution



Global

vs. 82.6% 6.0 pts



United States

vs. 84.3% 9.5 pts



Canada

vs. 87.4% 3.8 pts



Latin America

vs. 75.7% 0.2 pts



Europe

vs. 94.4% (6.2) pts



Dutch Caribbean

vs. 66.4% 4.0 pts



AIR PASSENGER MARKET ANALYSIS

April 2023



132,420

Total Departing Passengers
Global

5.7%



93,064

Departing Passengers
USA

11.9%



123,399

Total Regular Passengers
Global

12.4%



36

Total Transfer Passengers

-94.9%



7,765

Total Transit Passengers

-43.2%



147,916

Total Outboundd Seat Capacity
Global

2.8%



15,593

Seat Capacity
Europe

13.7%



18,393

Seat Capacity
Latin America

-20.1%



98,286

Seat Capacity
USA

5.1%



AIR PASSENGER MARKET ANALYSIS

YTD April 2023



498,423

Total Departing Passengers
Global

-3.3%



339,497

Departing Passengers
USA

2.7%



460,524

Total Regular Passengers
Global

3.2%



160

Total Transfer Passengers

-99.0%



33,155

Total Transit Passengers

-33.1%



562,416

Total Outbound Seat Capacity
Global

-9.8%



62,661

Seat Capacity
Europe

11.2%



70,079

Seat Capacity
Latin America

-37.3%



361,863

Seat Capacity
USA

-7.7%



1. Air Passenger Market Analysis

Passenger Load Factor (PLF)

PASSENGER LOAD FACTOR (PLF) BY REGION

April 2023 vs 2019

Global

vs. 87.0% 2.5 pts



United States

vs. 88.9% 5.8 pts



Canada

vs. 89.3% 1.4 pts




Latin America

vs. 80.4% 1.2 pts



Europe

vs. 95.8% (16.4) pts



Dutch Caribbean

vs. 69.1% 9.6 pts



Source: Aruba Airport Authority April 2023 vs 2019

PASSENGER LOAD FACTOR (PLF) BY REGION

YTD Apr 2023 vs. 2019

Global

vs. 82.6% 6.0 pts



United States

vs. 84.3% 9.5 pts



Canada

vs. 87.4% 3.8 pts




Latin America

vs. 75.7% 0.2 pts



Europe

vs. 94.4% (6.2) pts



Dutch Caribbean

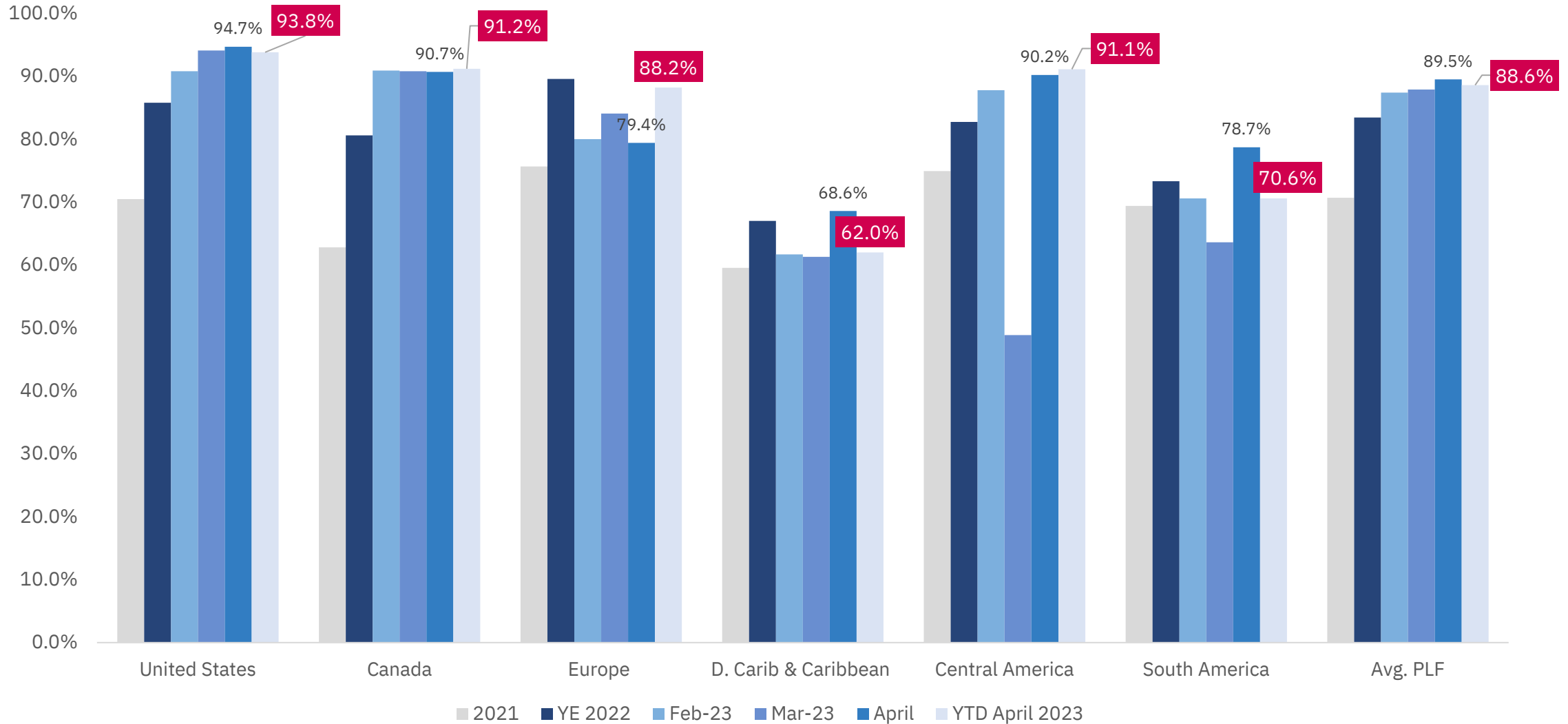
vs. 66.4% 4.0 pts



Source: Aruba Airport Authority YTD April 2023 vs 2019

PASSENGER LOAD FACTOR (PLF) BY REGION

2021 – YTD April 2023





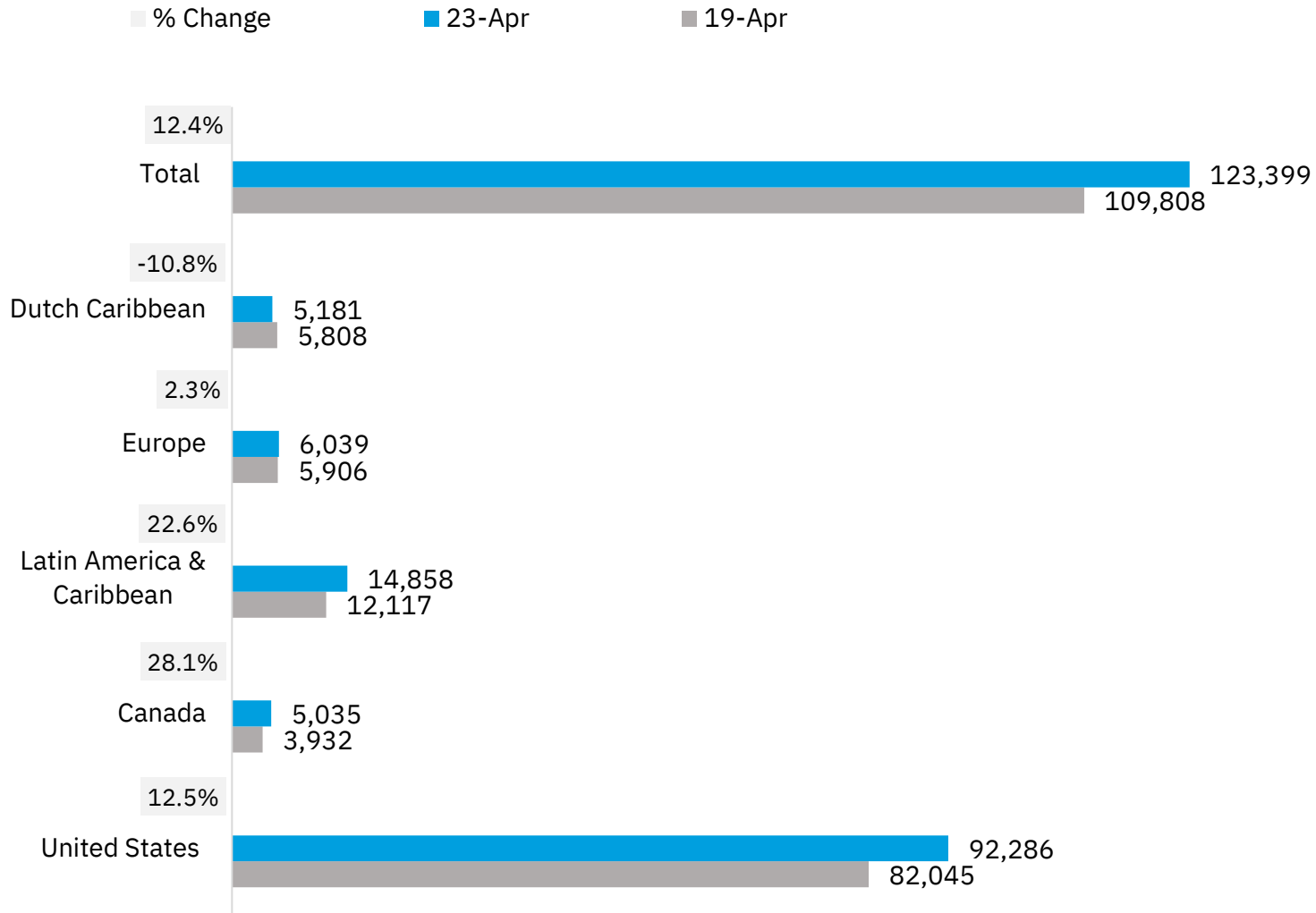
2. Passenger Traffic

Revenue Generating Passengers (RGP)



REVENUE GENERATING PASSENGERS (RGPs) BY REGION

April 23 vs. 19



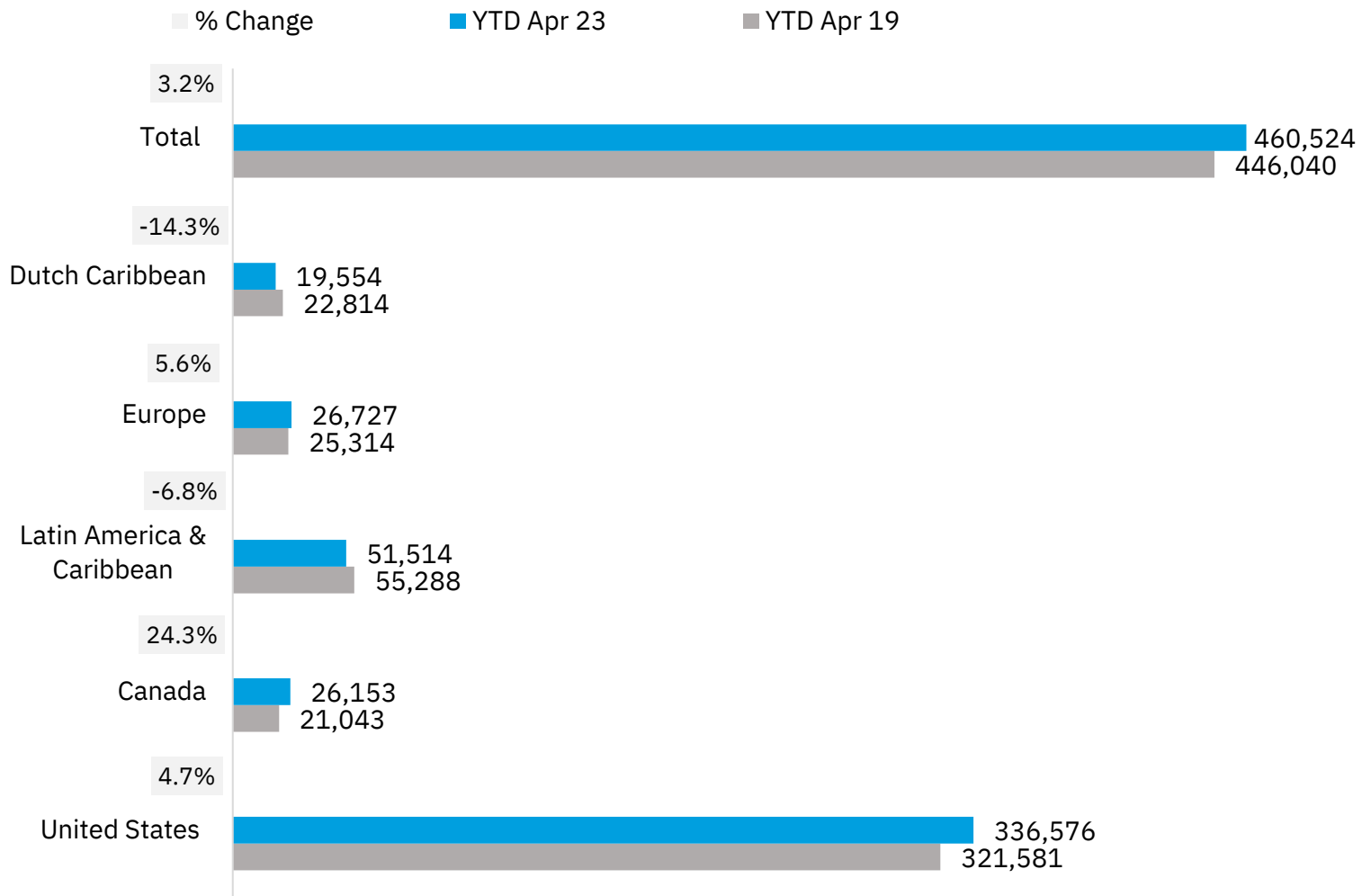
REVENUE GENERATING PASSENGERS (RGPs) BY REGION

April 23 vs. 22



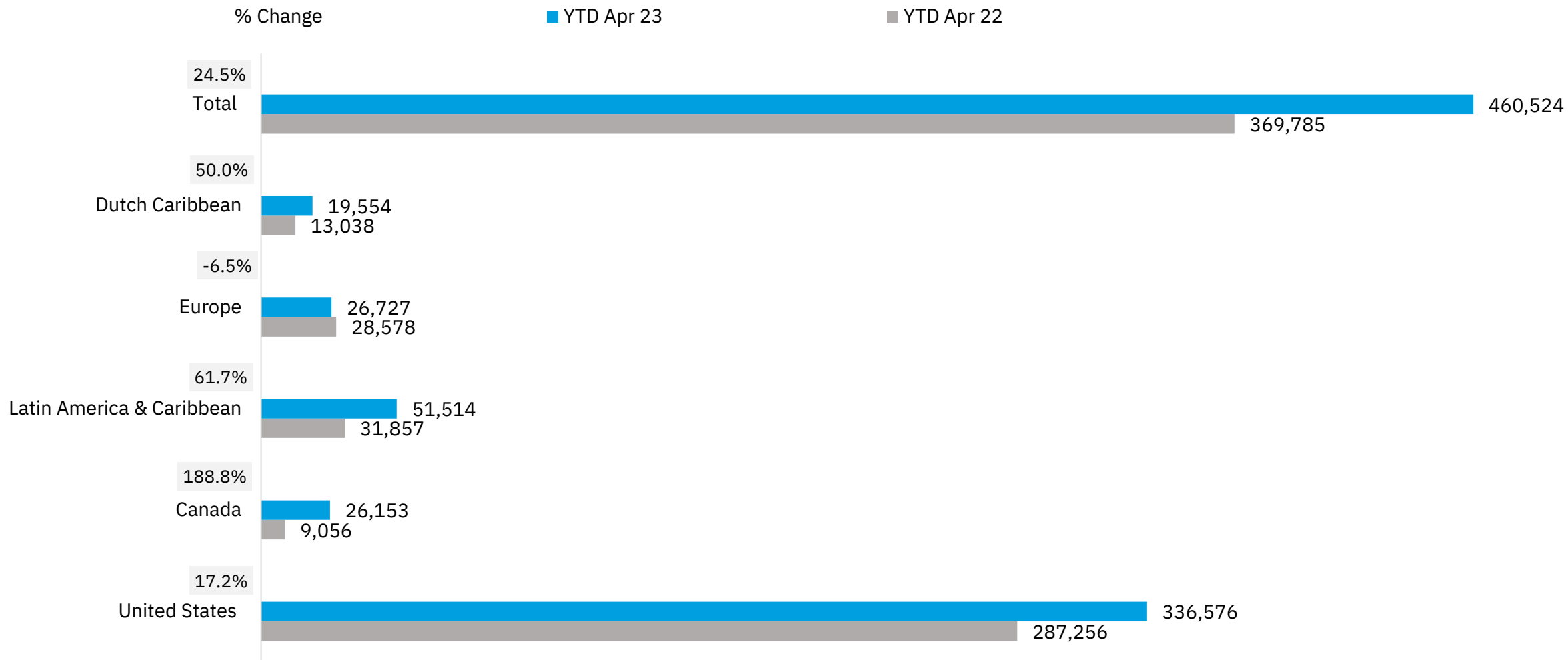
REVENUE GENERATING PASSENGERS (RGPs) BY REGION

YTD April 23 vs. 19



REVENUE GENERATING PASSENGERS (RGPs) BY REGION

YTD April 23 vs. 22








3. Airline Market Analysis

Market Share Insights

Market Share by Airline and Gateway

April 2023






Leading Airlines: by Passenger Revenue		MoM % of Market Share
	JetBlue (B6)	22.7% 0.3pts.
	American Airlines (AA)	21.3% (1.1) pts.
	United Airlines (UA)	12.8% 2.8 pts
	Delta Air Lines (DL)	11.5% (1.7) pts.
	Avianca Airlines (AV)	5.0% 0.0 pts.



Largest Gateways: by Seat Capacity	% of Market Share
New York (JFK, EWR, LGA)	20%
Boston (BOS)	15%
Amsterdam (AMS)	9%
Miami (MIA)	7%
Charlotte (CLT)	7%

Market Share by Airline and Gateway

Q1 2023

Leading Airlines: by Passenger Revenue		% of Market Share
	American Airlines (AA)	22.6%
	JetBlue (B6)	20.6%
	Delta Air Lines (DL)	13.3%
	United Airlines (UA)	10.0%
	KLM Royal Dutch Airlines (KL)	4.3%



Largest Gateways: by Seat Capacity		% of Market Share
New York (JFK, EWR, LGA)		19%
Boston (BOS)		13%
Amsterdam (AMS)		11%
Miami (MIA)		7%
Charlotte (CLT)		6%

4. WEEKLY FLIGHT SCHEDULE

Period: April 2023 – November 2023

LINK: <https://www.airportaruba.com/flight-schedules>

Last Update: May 12, 2023

WEEKLY FLIGHT SCHEDULE | APRIL - NOVEMBER 2023

United States

Airline	Destination	APR	MAY	JUN	JUL	AUG	SEP	OCT	NOV
American Airlines	Miami	14 Double Daily	14 Double Daily	14 Double Daily	14 Double Daily	14 Double Daily	14 Double Daily	14 Double Daily	14 Double Daily
	Charlotte	13 2-MON TUE 2-WED THU FRI SAT SUN	13 2-MON TUE 2-WED THU FRI SAT SUN	13 2-MON TUE 2-WED THU FRI SAT SUN	13 2-MON TUE 2-WED THU FRI SAT SUN	14 Double Daily	14 Double Daily	14 Double Daily	14 Double Daily
	Philadelphia	7 Daily	7 Daily	7 Daily	7 Daily	7 Daily	1 SAT	1 SAT	1 SAT
	Chicago <i>Seasonal Service</i>	x	x	x	x	x	x	x	1 (+1) SAT
	La Guardia – New York <i>Seasonal Service</i>	1 SAT	1 SAT	1 SAT	1 SAT	1 SAT	x	x	x
	Dallas <i>Seasonal Service</i>	1 SAT	1 SAT	1 SAT	1 SAT	1 SAT	x	x	x

WEEKLY FLIGHT SCHEDULE | APRIL - NOVEMBER 2023

United States

Airline	Destination	APR	MAY	JUN	JUL	AUG	SEP	OCT	NOV
United	Newark	14 Double Daily	14 Double Daily	14 Double Daily	14 Double Daily	14 Double Daily	14 Double Daily	14 Double Daily	9 (-5) MON TUE WED THU FRI 2-SAT 2- SUN
	Houston	1 SAT	1 SAT	2 SAT SUN	2 SAT SUN	2 SAT SUN	1 SAT	1 SAT	1 SAT
	Washington	4 TUE THU SAT SUN	4 TUE THU SAT SUN	4 TUE THU SAT SUN	4 TUE THU SAT SUN	4 TUE THU SAT SUN	1 SAT	2 SAT SUN	4 (+2) TUE THU SAT SUN
	Chicago	2 SAT SUN	1 SAT	1 SAT	2 SAT SUN	2 SAT SUN	x	x	1 SAT

WEEKLY FLIGHT SCHEDULE | APRIL - NOVEMBER 2023

United States

Airline	Destination	APR	MAY	JUN	JUL	AUG	SEP	OCT	NOV
JetBlue	Boston	22 3-MON 3-TUE 3-WED 3- THU 3-FRI 4- SAT 3-SUN	9 MON TUE WED THU FRI 3-SAT SUN	14 Double Daily	14 Double Daily	14 Double Daily	12 MON TUE WED THU 2- FRI 4-SAT 2-SUN	12 MON TUE WED THU 2- FRI 4-SAT 2-SUN	9 (-3) MON TUE WED THU FRI 3-SAT SUN
	New York – JFK	17 2-MON 2-TUE 2-WED 2- THU 2-FRI 4- SAT 3-SUN	18 2-MON 2- TUE 2- WED 2-THU 3-FRI 4- SAT 3x SUN	22 3-MON 3- TUE 3-WED 3-THU 3- FRI 4-SAT 3-SUN	22 3-MON 3- TUE 3-WED 3-THU 3- FRI 4-SAT 3-SUN	22 3-MON 3- TUE 3-WED 3-THU 3- FRI 4-SAT 3-SUN	18 2-MON 2- TUE 2- WED 2-THU 3-FRI 4- SAT 3x SUN	18 2-MON 2-TUE 2-WED 2-THU 3-FRI 4- SAT 3x SUN	18 2-MON 2-TUE 2-WED 2-THU 3-FRI 4- SAT 3x SUN
	Restart Service on June 17 Newark			1 SAT	1 SAT	1 SAT	1 SAT	1 SAT	1 SAT
Delta Air Lines	Atlanta	7 Daily	7 Daily	7 Daily	7 Daily	7 Daily	7 Daily	7 Daily	7 Daily
	New York – JFK	7 Daily	7 Daily	7 Daily	7 Daily	7 Daily	5 MON THU FRI SAT SUN	5 MON THU FRI SAT SUN	7 Daily

WEEKLY FLIGHT SCHEDULE | APRIL - NOVEMBER 2023

United States

Airline	Destination	APR	MAY	JUN	JUL	AUG	SEP	OCT	NOV
Southwest	Baltimore	2 SAT SUN	2 SAT SUN	2 SAT SUN	2 SAT SUN	2 SAT SUN	1 (-1) SAT	2 SAT SUN	2 SAT SUN
Southwest	Orlando	7 Daily	7 Daily	7 Daily	7 Daily	7 Daily	7 Daily	7 Daily	7 Daily
Spirit	Fort Lauderdale	2 WED SAT	2 WED SAT	2 WED SAT	2 WED SAT	2 WED SAT	2 WED SAT	2 WED SAT	2 WED SAT
Sun Country	Minneapolis Seasonal Service Dec 2023	x	x	x	x	x	x	x	x

WEEKLY FLIGHT SCHEDULE | APRIL - NOVEMBER 2023

Canada

Airline	Destination	APR	MAY	JUN	JUL	AUG	SEP	OCT	NOV
Air Canada	Restart Service on October 29 Toronto	3 MON THU SUN	2 THU SAT	x	x	x	x	SUN	3 (+3) MON THU SUN
WestJet	Toronto	2 TUE SAT	1 SAT	2 THU SAT	2 THU SAT	2 THU SAT	2 THU SAT	2 THU SAT	2 THU SAT
Sunwing	Toronto	1 MON	1 MON	1 MON	1 MON	1 MON	1 MON	1 MON	1 MON

WEEKLY FLIGHT SCHEDULE | APRIL - NOVEMBER 2023

Europe

Airline	Destination	APR	MAY	JUN	JUL	AUG	SEP	OCT	NOV
KLM	Amsterdam (via BON)	7 Daily	7 Daily	7 Daily	7 Daily	7 Daily	7 Daily	7 Daily	7 Daily
TUI NL	Amsterdam (via CUR)	3 MON THU SAT	3 MON THU SAT	3 MON THU SAT	3 MON THU SAT	3 MON THU SAT	3 MON THU SAT	3 MON THU SAT	3 MON THU SAT
Sunclass Airlines	Stockholm (ARN) <i>Seasonal Service Dec 2023</i>	x	x	x	x	x	x	x	x
British Airways	New Route London Gatwick (via ANU)	2 THU SUN	2 THU SUN	2 THU SUN	2 THU SUN	2 THU SUN	2 THU SUN	2 THU SUN	2 WED SUN

WEEKLY FLIGHT SCHEDULE | APRIL - NOVEMBER 2023

Latin America

Airline	Destination	APR	MAY	JUN	JUL	AUG	SEP	OCT	NOV
Avianca	Bogota	11 2-MON TUE WED 2- THU FRI 2-SAT SUN	8 (-3) MON TUE WED THU FRI 2-SAT SUN	11 2-MON TUE WED 2- THU FRI 2- SAT SUN	11 2-MON TUE WED 2- THU FRI 2- SAT SUN	11 2-MON TUE WED 2 -THU FRI 2-SAT SUN	11 2-MON TUE WED 2- THU FRI 2- SAT SUN	11 2-MON TUE WED 2- THU FRI 2- SAT SUN	11 2-MON TUE WED 2- THU FRI 2- SAT SUN
Copa	Panama	7 Daily	7 Daily	7 Daily	9 (+2) MON TUE WED 2-THU 2-FRI SAT SUN	9 (+2) MON TUE WED 2-THU 2-FRI SAT SUN	9 (+2) MON TUE WED 2-THU 2-FRI SAT SUN	9 (+2) MON TUE WED 2-THU 2-FRI SAT SUN	9 (+2) MON TUE WED 2-THU 2-FRI SAT SUN
Surinam Airways	Paramaribo (via CUR)	3 (+1) MON WED FRI	3 (+1) MON WED FRI	3 (+1) MON WED FRI	3 (+1) MON WED FRI	3 (+1) MON WED FRI	3 (+1) MON WED FRI	3 (+1) MON WED FRI	3 (+1) MON WED FRI
Wingo	Bogota	2 THU SUN	2 THU SUN	3 TUE THU SUN	3 TUE THU SUN	3 TUE THU SUN	3 TUE THU SUN	3 TUE THU SUN	3 TUE THU SUN
Wingo	Medellin	2 WED SAT	2 WED SAT	3 TUE THU SAT	3 TUE THU SAT	3 TUE THU SAT	3 TUE THU SAT	3 TUE THU SAT	3 TUE THU SAT
Wingo	New Route starting Jul 01 Cali				2 WED SAT	2 WED SAT	2 WED SAT	2 WED SAT	2 WED SAT

WEEKLY FLIGHT SCHEDULE | APRIL - NOVEMBER 2023



Caribbean

Airline	Destination	APR	MAY	JUN	JUL	AUG	SEP	OCT	NOV
Sky High	St. Domingo (SDQ)	2 WED FRI SUN	3 WED FRI SUN	3 WED FRI SUN	3 WED FRI SUN	3 WED FRI SUN	3 WED FRI SUN	3 WED FRI SUN	3 WED FRI SUN
Air Century	St. Domingo (JBQ)	2 WED SUN	2 WED SUN	2 WED SUN	2 WED SUN	2 WED SUN	2 WED SUN	2 WED SUN	2 WED SUN
AraJet	St. Domingo (SDQ) <i>(via CUR)</i>	2 TUE SAT	2 TUE SAT	2 TUE SAT	2 TUE SAT	2 TUE SAT	2 TUE SAT	2 TUE SAT	2 TUE SAT

WEEKLY FLIGHT SCHEDULE | APRIL - NOVEMBER 2023



Dutch Caribbean

Airline	Destination	APR	MAY	JUN	JUL	AUG	SEP	OCT	NOV
Divi Divi Air	Curacao	46 7 Daily MON-FRI 6-SAT 5-SUN	46 7 Daily MON-FRI 6-SAT 5-SUN	46 7 Daily MON-FRI 6-SAT 5-SUN	46 7 Daily MON-FRI 6-SAT 5-SUN	46 7 Daily MON-FRI 6-SAT 5-SUN	46 7 Daily MON-FRI 6-SAT 5-SUN	46 7 Daily MON-FRI 6-SAT 5-SUN	46 7 Daily MON-FRI 6-SAT 5-SUN
EZ Air	Curacao	15 3-MON 2-TUE 4-WED 2-THU 3-FRI SUN	15 3-MON 2-TUE 4-WED 2-THU 3-FRI SUN	15 3-MON 2-TUE 4-WED 2-THU 3-FRI SUN	15 3-MON 2-TUE 4-WED 2-THU 3-FRI SUN	15 3-MON 2-TUE 4-WED 2-THU 3-FRI SUN	15 3-MON 2-TUE 4-WED 2-THU 3-FRI SUN	15 3-MON 2-TUE 4-WED 2-THU 3-FRI SUN	15 3-MON 2-TUE 4-WED 2-THU 3-FRI SUN
Jetair	Curacao	1 (-3) FRI	1 (-3) FRI	1 (-3) FRI	1 FRI	1 FRI	1 FRI	1 FRI	1 FRI
Jetair	Bonaire	1 (-1) WED	1 (-1) WED	1 (-1) WED	1 WED	1 WED	1 WED	1 WED	1 WED
EZ Air	Bonaire	3 TUE WED THU	3 TUE WED THU	3 TUE WED THU	3 TUE WED THU	3 TUE WED THU	3 TUE WED THU	3 TUE WED THU	3 TUE WED THU
Winair	Sint Maarten (via CUR)	3 MON WED FRI	3 MON WED FRI	3 MON WED FRI	3 MON WED FRI	3 MON WED FRI	3 MON WED FRI	3 MON WED FRI	3 MON WED FRI



LET'S STAY CONNECTED

For any questions related to the report and/or additional information requests please contact

Jo-Anne Meaux Arends
Aviation Business Development Executive
j.arends@airportaruba.com

