

# ARUBA AIRPORT MONTHLY TRAFFIC STATISTICS

June 2023

# AIR TRAFFIC DASHBOARD

## YTD June 2023 vs. 2019



672,987

Revenue Generating  
Passengers  
Global

3.4% ↑



494,731

Revenue Generating Passengers  
USA

5.2% ↑



825,217

Total Outbound Seat Capacity  
Global

-8.5% ↓



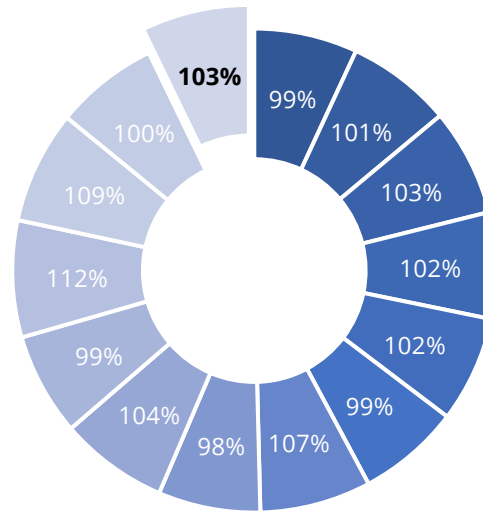
536,214

Seat Capacity  
USA

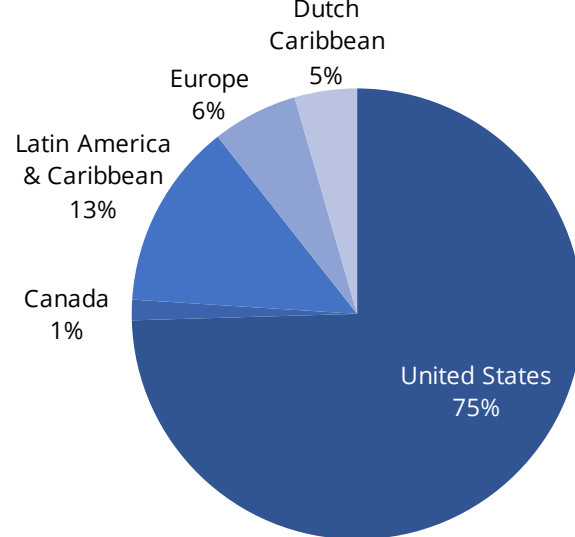
-5.0% ↓

- Jun-22
- Jul-22
- Aug-22
- Sep-22
- Oct-22
- Nov-22
- Dec-22
- Jan-23
- Feb-23
- Mar-23
- Apr-23
- May-23
- Jun-23
- YTD 2023

Traffic Recovery vs. 2019



Traffic Distribution



**Global**

vs. 83.3% 4.6 pts



**United States**

vs. 85.3% 7.7 pts



**Canada**

vs. 86.2% 5.2 pts



**Latin America**

vs. 77.9% (0.3) pts



**Europe**

vs. 93.0% (9.3) pts



**Europe (excluding British Airways)**

vs. 93.0% (1.4) pts



**Dutch Caribbean**

vs. 64.5% 7.0 pts



# AIR PASSENGER MARKET ANALYSIS

YTD June 2023



725,034

Total Departing Passengers  
Global

-3.5%



498,898

Departing Passengers  
USA

3.6%



672,987

Total Regular Passengers  
Global

3.4%



215

Total Transfer Passengers

-98.7%



45,329

Total Transit Passengers

-41.9%



825,217

Total Outbound Seat Capacity  
Global

-8.5%



92,736

Seat Capacity  
Europe

7.1%



104,580

Seat Capacity  
Latin America

-35.1%



536,214

Seat Capacity  
USA

-5.0%



# AIR PASSENGER MARKET ANALYSIS

June 2023



112,752

Total Departing Passengers  
Global

-6.8%



79,531

Departing Passengers  
USA\*

1.2%



105,867

Total Regular Passengers  
Global

-0.5%



26

Total Transfer Passengers

-96.0%



5,875

Total Transit Passengers

-54.7%



130,530

Total Outbound Seat Capacity  
Global

-8.2%



14,909

Seat Capacity  
Europe

-20.8%



18,121

Seat Capacity  
Latin America

-22.4%



86,754

Seat Capacity  
USA\*

-4.0%



# 1. Air Passenger Market Analysis

## Passenger Load Factor (PLF)

# PASSENGER LOAD FACTOR (PLF) BY REGION

YTD June 2023 vs. 2019

## Global

vs. 83.3% 4.6 pts



## United States

vs. 85.3% 7.7 pts




## Canada

vs. 86.2% 5.2 pts



## Latin America

vs. 77.9% (0.3) pts



## Europe

vs. 93.0% (9.3) pts



## Europe (excluding British Airways)

vs. 93.0% (1.4) pts



## Dutch Caribbean

vs. 64.5% 7.0 pts



# PASSENGER LOAD FACTOR (PLF) BY REGION

June 2023 vs 2019

## Global

vs. 85.1% 1.3 pts

86.4%

## United States

vs. 86.9% 4.8 pts

91.7%

## Canada

vs. 70.6% 19.7 pts

90.3%

## Latin America

vs. 84.8% (5.1) pts

79.7%

## Europe

vs. 92.6% (17.3) pts

75.3%

## Europe (excluding British Airways)

vs. 92.6% (2.2) pts

90.4%

## Dutch Caribbean

vs. 61.3% 14.2 pts

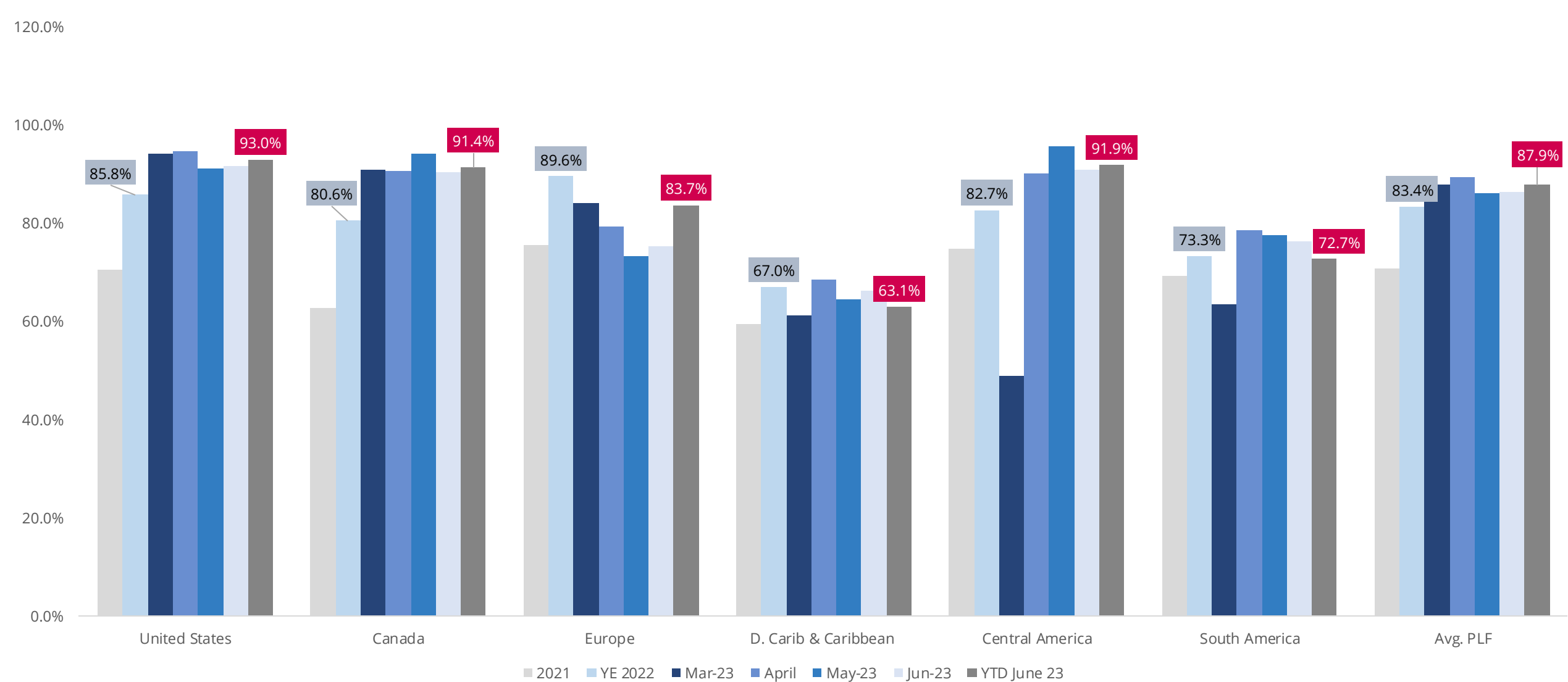
75.5%



Source: Aruba Airport Authority June 2023 vs 2019

# PASSENGER LOAD FACTOR (PLF) BY REGION

2021 - YTD June 2023




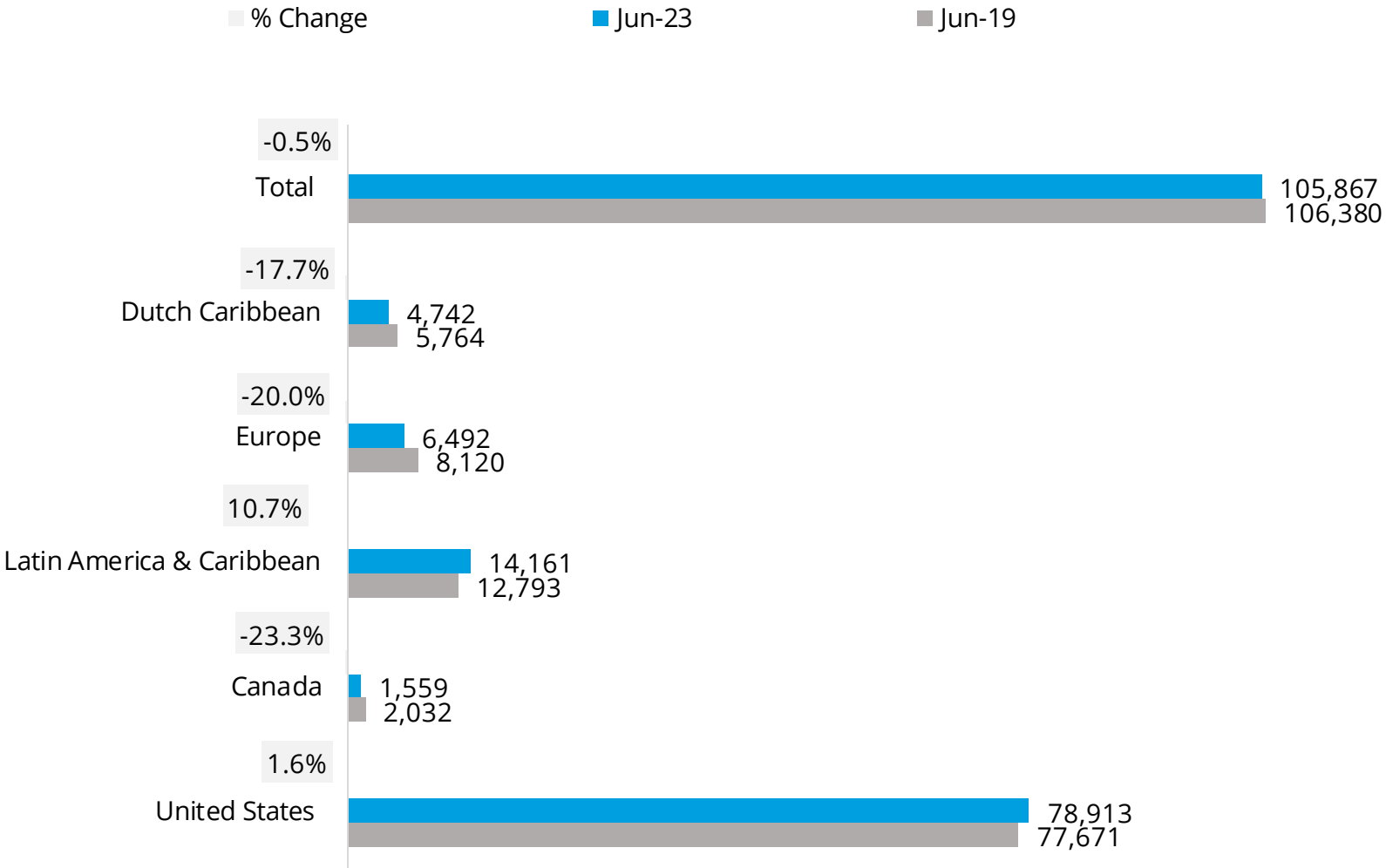


# 2. Passenger Traffic

## Revenue Generating Passengers (RGP)

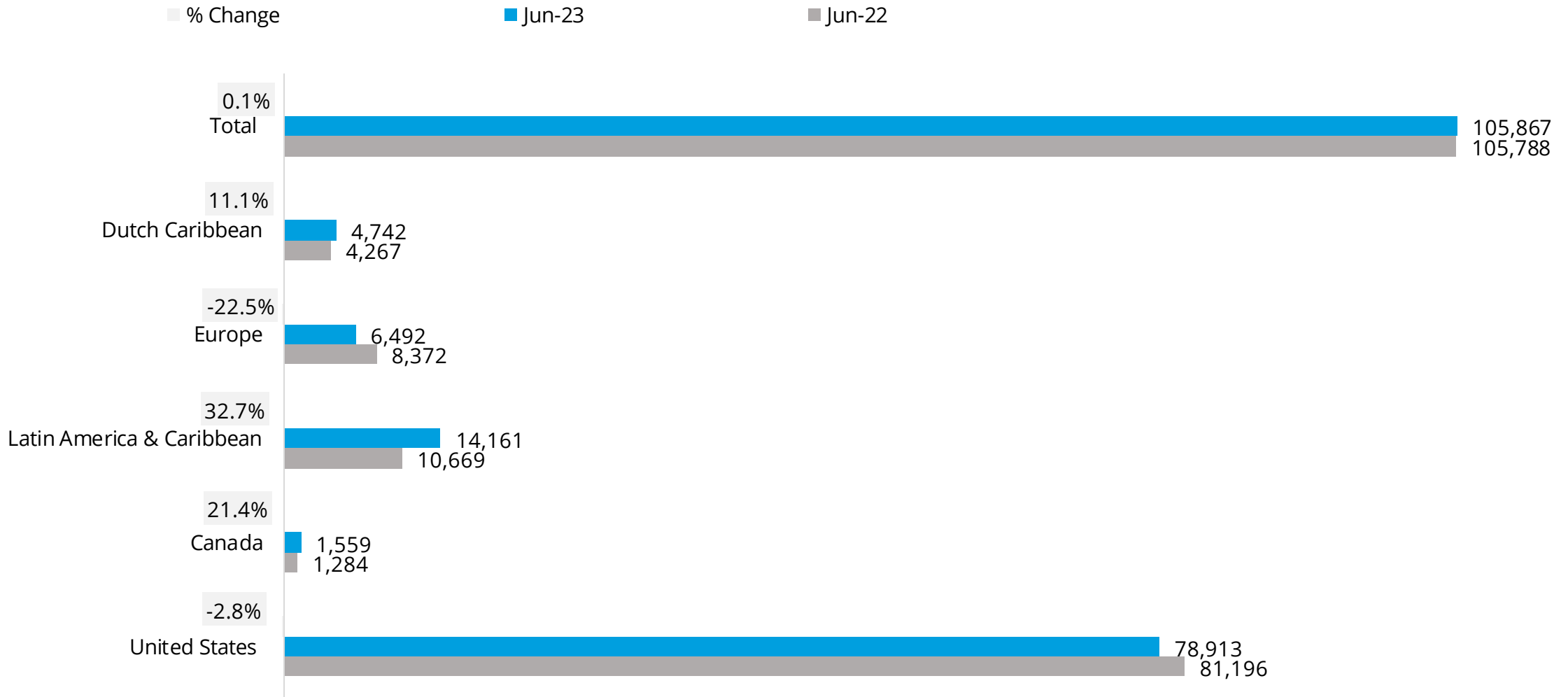
# REVENUE GENERATING PASSENGERS (RGPs) BY REGION

## June 23 vs. 19



# REVENUE GENERATING PASSENGERS (RGPs) BY REGION

June 23 vs. 22



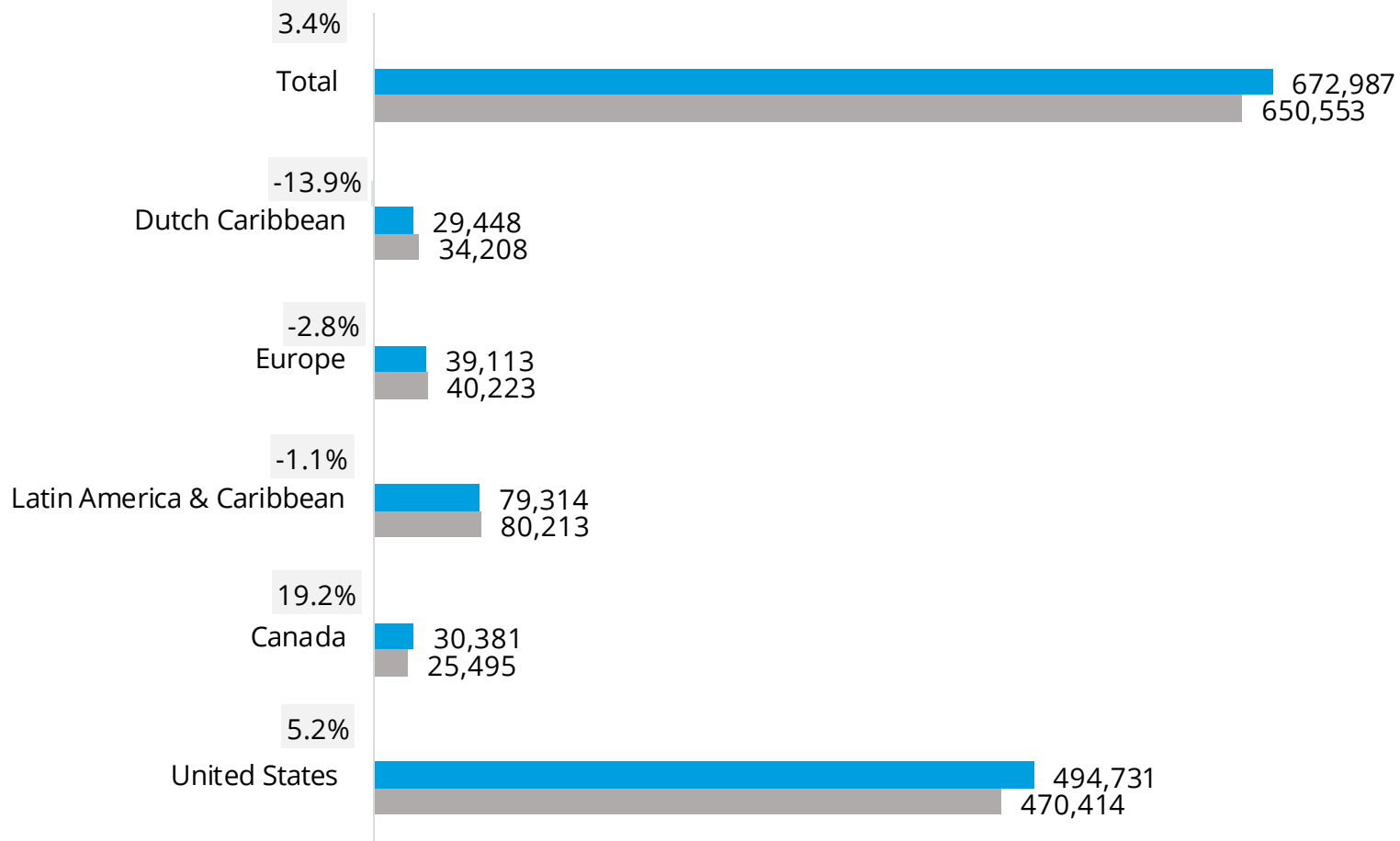
# REVENUE GENERATING PASSENGERS (RGPs) BY REGION

YTD June 23 vs. 19

■ % Change

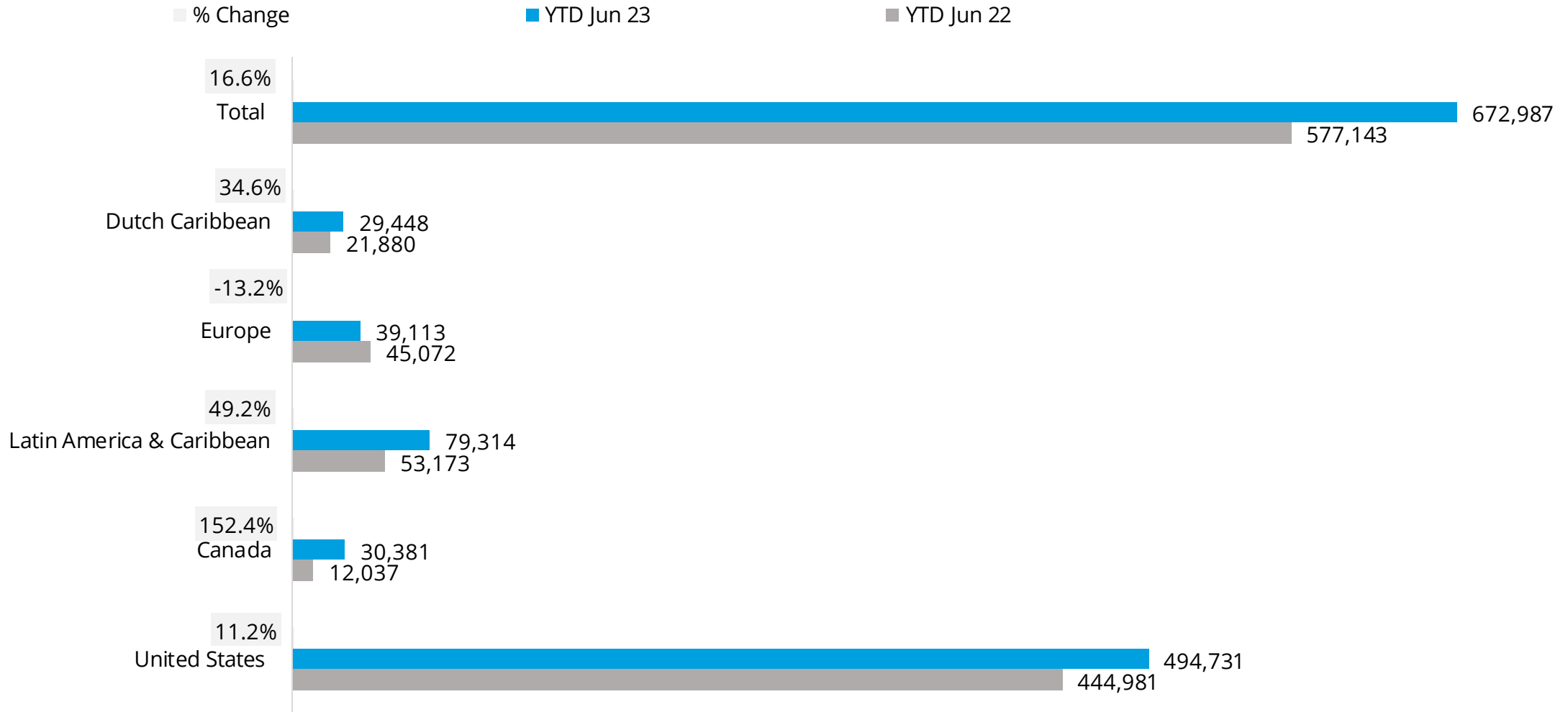
■ YTD Jun 23

■ YTD Jun 19



# REVENUE GENERATING PASSENGERS (RGPs) BY REGION

YTD June 23 vs. 22

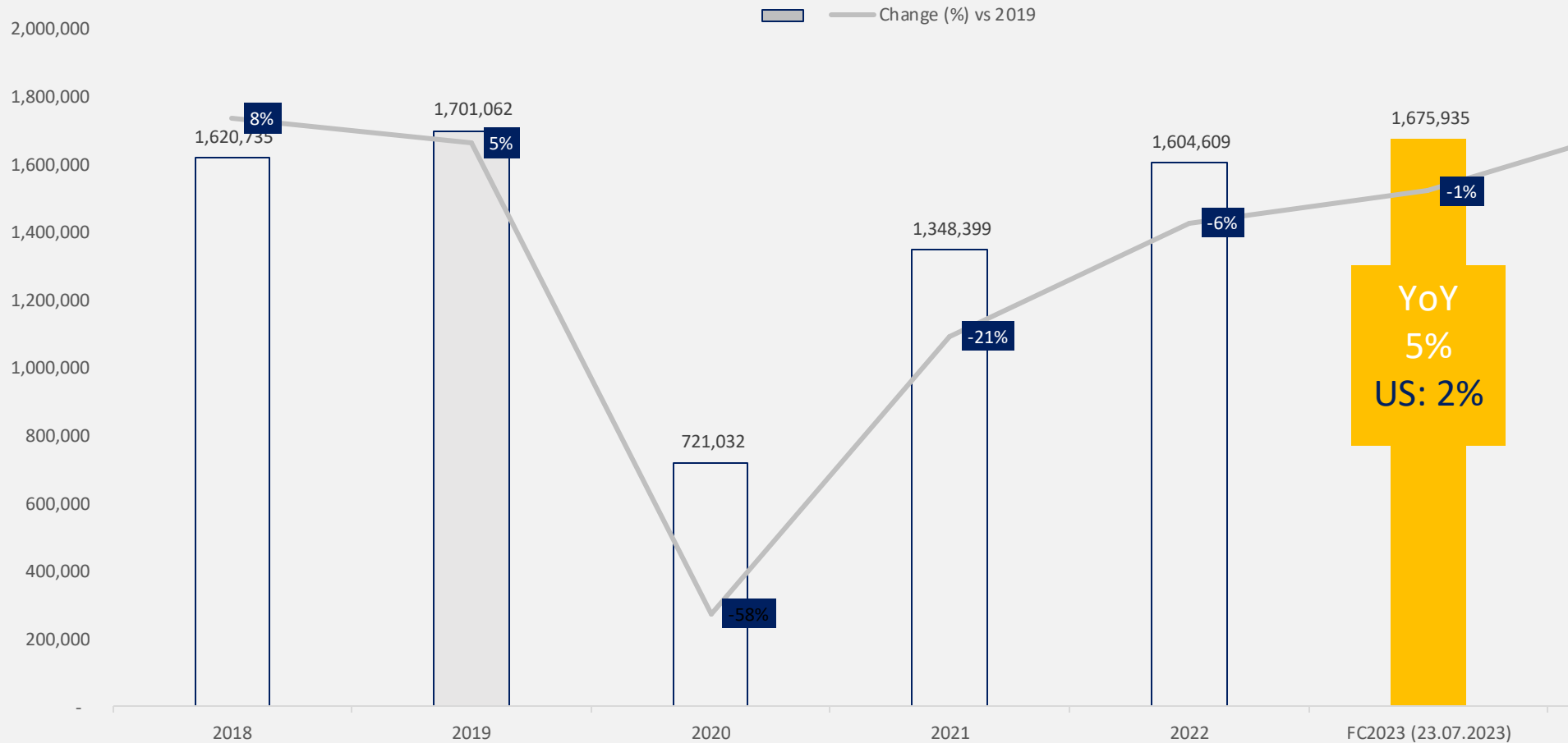


# 3. Air Seat Capacity Forecast

## LE2023

# Air Seat Capacity Forecast

Global aviation capacity forecast to reach 100% of pre-pandemic levels in 2023



Source: Aruba Airport Authority, Dii/Cirium - 07.23.2023  
Including charter flights






# 4. Airline Market Analysis

## Market Share Insights



# Market Share by Airline and Gateway

June 2023






Airline by Passenger Revenue		Market Share MoM
	American Airlines (AA)	23.3% 0.5 pts.
	JetBlue (B6)	21.1% 0.6 pts.
	United Airlines (UA)	14.0% 1.0 pts
	Delta Air Lines (DL)	9.8% (0.9) pts.
	Avianca (AV)	5.2% 0.0 pts.



Gateway by Seat Capacity	Market Share
New York (JFK, EWR, LGA)	25%
Amsterdam (AMS)	9%
Miami (MIA)	8%
Charlotte (CLT)	7%
Boston (BOS)	7%

# Market Share by Airline and Gateway

YTD June 2023

Airlines by Passenger Revenue		Market Share YTD June
	American Airlines (AA)	22.5%
	JetBlue (B6)	21%
	Delta Air Lines (DL)	12.0%
	United Airlines (UA)	11.6%
	Southwest Airlines (WN)	4.7%



Gateways by Seat Capacity	Market Share YTD June
New York (JFK, EWR, LGA)	21%
Boston (BOS)	11%
Amsterdam (AMS)	10%
Miami (MIA)	8%
Charlotte (CLT)	7%

# 5. WEEKLY FLIGHT SCHEDULE

Period: July 2023 – February 2024

LINK: <https://www.airportaruba.com/flight-schedules>

Last Update: July 31, 2023

# WEEKLY FLIGHT SCHEDULE | JULY 2023 - FEBRUARY 2024

## United States

Airline	Destination	JUL	AUG	SEP	OCT	NOV	DEC	JAN	FEB
American Airlines	Miami <i>Frequency increases to Double Daily in September and October</i>	14 Double Daily	14 Double Daily	<b>14</b> <b>Double Daily</b>	<b>14</b> <b>Double Daily</b>	13 (-1) 2-MON   TUE   2-WED   THU   FRI   SAT   SUN	14 Double Daily	14 Double Daily	14 Double Daily
	Charlotte	13 2-MON   TUE   2-WED   THU   FRI   SAT   SUN	14 Double Daily	12 2-MON   TUE   WED   2-THU   2-FRI   2-SAT   2-SUN	14 Double Daily	12 (-2) 2-MON   TUE   WED   2-THU   2-FRI   2-SAT   2-SUN	14 Double Daily	12 (-2) 2-MON   TUE   WED   2-THU   2-FRI   2-SAT   2-SUN	12 2-MON   TUE   WED   2-THU   2-FRI   2-SAT   2-SUN
	Philadelphia <i>Frequency increases in November</i>	7 Daily	7 Daily	<b>1 (-6)</b> <b>SAT</b>	1 SAT	<b>5 (+4)</b> <b>THU   FRI   2-SAT   SUN</b>	<b>7 (+6)</b> <b>Daily</b>	7 Daily	<b>8 (+1)</b> <b>MON   TUE   WED   THU   FRI   2-SAT   SUN</b>
	Chicago Seasonal Service	x	x	x	x	<b>1 (+1)</b> <b>SAT</b>	1 SAT	<b>1 (+1)</b> <b>SAT</b>	1 SAT
	La Guardia – New York Seasonal Service	1 SAT	1 SAT	x	x	<b>1 (+1)</b> <b>SAT</b>	1 SAT	x	<b>1 (+1)</b> <b>SAT</b>
	Dallas Seasonal Service	1 SAT	1 SAT	Seasonal Service	Seasonal Service	Seasonal Service	<b>1 (+1)</b> <b>SAT</b>	Seasonal Service	<b>1 (+1)</b> <b>SAT</b>

# WEEKLY FLIGHT SCHEDULE | JULY 2023 - FEBRUARY 2024

## United States

Airline	Destination	JUL	AUG	SEP	OCT	NOV	DEC	JAN	FEB
United	Newark	14 Double Daily	14 Double Daily	14 Double Daily	14 Double Daily	14 Double Daily	14 Double Daily	14 Double Daily	14 Double Daily
	Houston	2 SAT   SUN	2 SAT   SUN	1 SAT	1 SAT	1 SAT	1 SAT	1 SAT	1 SAT
	Washington <i>Frequency increases in November</i>	4 TUE   THU   SAT   SUN	4 TUE   THU   SAT   SUN	1 SAT	2 SAT   SUN	4 (+2) TUE   THU   SAT   SUN	4 TUE   THU   SAT   SUN	4 TUE   THU   SAT   SUN	4 TUE   THU   SAT   SUN
	Chicago	2 SAT   SUN	2 SAT   SUN	x	x	2 SAT   SUN	2 SAT   SUN	2 SAT   SUN	2 SAT   SUN

# WEEKLY FLIGHT SCHEDULE | JULY 2023 - FEBRUARY 2024

## United States

Airline	Destination	JUL	AUG	SEP	OCT	NOV	DEC	JAN	FEB
JetBlue	Boston <i>Frequency increases in November 2023 and February 2024</i>	14 Double Daily	14 Double Daily	12 MON TUE  WED THU  2-FRI 4-SAT  2-SUN	12 MON TUE  WED THU  2-FRI 4-SAT  2-SUN	14 (+2) 2-MON 2-TUE  WED  2-THU 2-FRI  3-SAT 2-SUN	14 2-MON  2-TUE  WED 2-THU  2-FRI  3-SAT  2-SUN	12 (-2) MON TUE  WED THU  2-FRI 4-SAT  2-SUN	16 (+4) MON TUE  WED 3-THU  3-FRI 4-SAT  3-SUN
	New York – JFK	22 3-MON  3-TUE  3-WED  3-THU  3-FRI  4-SAT  3-SUN	22 3-MON  3-TUE 3-WED  3-THU  3-FRI  4-SAT  3-SUN	18 (-4) 2-MON  2-TUE 2-WED  2-THU  3-FRI  4-SAT  3-SUN	18 2-MON  2-TUE 2-WED  2-THU  3-FRI  4-SAT  3-SUN	18 2-MON  2-TUE 2-WED  2-THU  3-FRI  4-SAT  3-SUN	18 2-MON  2-TUE 2-WED  2-THU  3-FRI  4-SAT  3-SUN	18 2-MON  2-TUE 2-WED  2-THU  3-FRI  4-SAT  3-SUN	18 2-MON  2-TUE 2-WED  2-THU  3-FRI  4-SAT  3-SUN
	Newark <i>Frequency increases to daily in November</i>	1 SAT	1 SAT	1 SAT	1 SAT	7 (+6) Daily	7 Daily	7 Daily	4 (-3) MON TUE  WED  SAT
Delta Air Lines	Atlanta <i>Frequency increases to double daily in January 2024</i>	7 Daily	7 Daily	7 Daily	7 Daily	7 Daily	7 Daily	14 (+7) Double Daily	14 Double Daily
	New York – JFK	7 Daily	7 Daily	5 MON THU  FRI  SAT SUN	5 MON THU  FRI  SAT SUN	7 Daily	7 Daily	7 Daily	7 Daily

# WEEKLY FLIGHT SCHEDULE | JULY 2023 - FEBRUARY 2024

## United States

Airline	Destination	JUL	AUG	SEP	OCT	NOV	DEC	JAN	FEB
Southwest	Baltimore	2 SAT   SUN	2 SAT   SUN	1 (-1) SAT	2 (+1) SAT   SUN	1 SAT	1 SAT	2 (+1) SAT   SUN	2 SAT   SUN
Southwest	Orlando	7 Daily	7 Daily	7 Daily	7 Daily	7 Daily	7 Daily	7 Daily	7 Daily
Spirit	Fort Lauderdale <i>Frequency increases to daily in November</i>	2 WED   SAT	2 WED   SAT	4 (+2) WED   THU   SAT   SUN	2 WED   SAT	7 (+5) Daily	7 Daily	7 Daily	7 Daily
Sun Country	Minneapolis <i>Restart Service Dec 16, 2023</i>	x	x	x	x	x	1 (+1) SAT	1 SAT	1 SAT

# WEEKLY FLIGHT SCHEDULE | JULY 2023 - FEBRUARY 2024

## Canada

Airline	Destination	JUL	AUG	SEP	OCT	NOV	DEC	JAN	FEB
Air Canada	Toronto <i>Restart Service on October 29</i>	x	x	x	1 SUN	5 (+2) WED   THU   FRI   SAT   SUN	6 (+1) MON   WED   THU   FRI   SAT   SUN	6 MON   WED   THU   FRI   SAT   SUN	6 MON   WED   THU   FRI   SAT   SUN
Westjet	Toronto <i>Frequency increases in December</i>	2 THU   SAT	2 THU   SAT	2 THU   SAT	3 (+1) WED   THU   FRI	4 (+2) TUE   FRI   SAT   SUN	5 (+2) TUE   THU   FRI   SAT   SUN	4 (-1) TUE   THU   SAT   SUN	5 (+1) TUE   THU   FRI   SAT   SUN
Sunwing	Toronto	1 MON	1 MON	1 MON	1 MON	3 (+2) 2-MON   SAT	4 (+1) 2-MON   SAT   SUN	4 2-MON   SAT   SUN	4 2-MON   SAT   SUN



# WEEKLY FLIGHT SCHEDULE | JULY 2023 - FEBRUARY 2024

## Europe

Airline	Destination	JUL	AUG	SEP	OCT	NOV	DEC	JAN	FEB
KLM	Amsterdam (via BON)	7 Daily	7 Daily	6 (-1) MON WED  THU FRI  SAT SUN	7 (+1) Daily	7 Daily	7 Daily	7 Daily	7 Daily
TUI NL	Amsterdam (via CUR) <i>New days of the week starts in November 2023</i>	3 MON   THU   SAT	3 MON   THU   SAT	3 MON   THU   SAT	3 MON   THU   SAT	3 MON   THU   SUN	3 MON   THU   SUN	3 MON   THU   SUN	3 MON   THU   SUN
Sunclass Airlines	Stockholm (ARN) <i>Seasonal Service starts Oct 29, 2023</i>	x	x	x	1 Bi-weekly SUN	1 Bi-weekly SUN	1 Bi-weekly SUN	1 Bi-weekly SUN	1 Bi-weekly SUN
British Airways	London Gatwick (via ANU) <i>New days of the week starts on November 01, 2023</i>	2 THU   SUN	2 THU   SUN	2 THU   SUN	2 THU   SUN	2 WED   SUN	2 WED   SUN	2 WED   SUN	2 WED   SUN

# WEEKLY FLIGHT SCHEDULE | JULY 2023 - FEBRUARY 2024

## Latin America

Airline	Destination	JUL	AUG	SEP	OCT	NOV	DEC	JAN	FEB
Avianca	Bogota	11 2-MON   TUE   WED   2 -THU   FRI   2- SAT   SUN	11 2-MON   TUE   WED   2 -THU   FRI   2- SAT   SUN	11 2-MON   TUE   WED   2- THU   FRI   2- SAT   SUN	11 2-MON   TUE   WED   2- THU   FRI   2- SAT   SUN	11 2-MON   TUE   WED   2- THU   FRI   2- SAT   SUN	11 2-MON   TUE   WED   2- THU   FRI   2- SAT   SUN	11 2-MON   TUE   WED   2- THU   FRI   2- SAT   SUN	11 2-MON   TUE   WED   2- THU   FRI   2- SAT   SUN
Copa	Panama <i>Frequency increases in July and November</i>	9 (+2) MON   TUE   WED   2-THU   2-FRI   SAT   SUN	9 (+2) MON   TUE   WED   2-THU   2-FRI   SAT   SUN	9 (+2) MON   TUE   WED   2-THU   2-FRI   SAT   SUN	9 (+2) MON   TUE   WED   2-THU   2-FRI   SAT   SUN	10 (+1) 2-MON   TUE   WED   2-THU   2-FRI   SAT   SUN	10 2-MON   TUE   WED   2-THU   2-FRI   SAT   SUN	10 2-MON   TUE   WED   2-THU   2-FRI   SAT   SUN	10 2-MON   TUE   WED   2-THU   2- FRI   SAT   SUN
Surinam Airways	Paramaribo (via CUR)	3 MON   WED   FRI	3 MON   WED   FRI	3 MON   WED   FRI	3 MON   WED   FRI	3 MON   WED   FRI	3 MON   WED   FRI	3 MON   WED   FRI	3 MON   WED   FRI
Wingo	Bogota	4 (+1) MON   TUE   THU   SUN	4 (+1) MON   TUE   THU   SUN	3 (-1) TUE   THU   SUN	3 TUE   THU   SUN	3 TUE   THU   SUN	3 TUE   THU   SUN	3 TUE   THU   SUN	3 TUE   THU   SUN
Wingo	Medellin <i>Frequency increases in July and August.</i>	4 (+1) TUE   THU   FRI   SAT	4 (+1) TUE   THU   FRI   SAT	2 (-2) WED   SAT	2 (-1) WED   SAT	2 TUE   SAT	2 TUE   SAT	2 TUE   SAT	2 TUE   SAT
Wingo	Cali Seasonal Service	2 WED   SAT	2 WED   SAT	TBC	TBC	TBC	2 WED   SAT	2 WED   SAT	TBC
LATAM	Lima <i>New Route Starts on December 02, 2023</i>						3 THU   SAT   SUN	3 THU   SAT   SUN	3 THU   SAT   SUN

# WEEKLY FLIGHT SCHEDULE | JULY 2023 - FEBRUARY 2024

## Caribbean

Airline	Destination	JUL	AUG	SEP	OCT	NOV	DEC	JAN	FEB
Sky High	St. Domingo (SDQ) <i>(via CUR on FRI)</i>	3 WED   FRI   SUN	3 WED   FRI   SUN	3 WED   FRI   SUN	3 WED   FRI   SUN	3 WED   FRI   SUN	3 WED   FRI   SUN	3 WED   FRI   SUN	3 WED   FRI   SUN
Air Century	Punta Cana (PUJ) <i>New Route starts December 15, 2023</i>						3 MON   WED   FRI		3 MON   WED   FRI
Air Century	St. Domingo (JBQ) <i>Additional frequency in December</i>	2 WED   SUN	2 WED   SUN	2 WED   SUN	2 WED   SUN	2 WED   SUN	3 (+) MON   WED   FRI	2 WED   SUN	3 (+) MON   WED   FRI
Arajet	St. Domingo (SDQ) <i>(via CUR)</i>	2 TUE   SAT	2 TUE   SAT	2 TUE   SAT	2 TUE   SAT	2 TUE   SAT	2 TUE   SAT	2 TUE   SAT	2 TUE   SAT

# WEEKLY FLIGHT SCHEDULE | JULY 2023 - FEBRUARY 2024

## Dutch Caribbean

Airline	Destination	JUL	AUG	SEP	OCT	NOV	DEC	JAN	FEB
Divi Divi Air	Curacao	46 7-MON   7-TUE   7-WED   7-THU   7-FRI   6-SAT   5-SUN	46 7-MON   7-TUE   7-WED   7-THU   7-FRI   6-SAT   5-SUN	46 7-MON   7-TUE   7-WED   7-THU   7-FRI   6-SAT   5-SUN	46 7-MON   7-TUE   7-WED   7-THU   7-FRI   6-SAT   5-SUN	46 7-MON   7-TUE   7-WED   7-THU   7-FRI   6-SAT   5-SUN	46 7-MON   7-TUE   7-WED   7-THU   7-FRI   6-SAT   5-SUN	46 7-MON   7-TUE   7-WED   7-THU   7-FRI   6-SAT   5-SUN	46 7-MON   7-TUE   7-WED   7-THU   7-FRI   6-SAT   5-SUN
EZ Air	Curacao	15 3-MON 2-TUE   4-WED   2-THU   3- FRI   SUN	15 3-MON 2-TUE   4-WED   2-THU   3- FRI   SUN	15 3-MON 2-TUE   4-WED   2-THU   3- FRI   SUN	15 3-MON 2-TUE   4-WED   2-THU   3- FRI   SUN	15 3-MON 2-TUE   4-WED   2-THU   3- FRI   SUN	15 3-MON 2-TUE   4-WED   2-THU   3- FRI   SUN	15 3-MON 2-TUE   4-WED   2-THU   3- FRI   SUN	15 3-MON 2-TUE   4-WED   2-THU   3- FRI   SUN
Jetair	Curacao <i>As of Aug 17, all flights will be suspended UFN</i>	2 WED   FRI	2 (untill Aug 17) WED   FRI	TBC	TBC	TBC	TBC	TBC	TBC
EZ Air	Bonaire	3 TUE   WED   THU	3 TUE   WED   THU	3 TUE   WED   THU	3 TUE   WED   THU	3 TUE   WED   THU	3 TUE   WED   THU	3 TUE   WED   THU	3 TUE   WED   THU
Winair	Sint Maarten (via CUR)	3 MON   WED   FRI	3 MON   WED   FRI	3 MON   WED   FRI	3 MON   WED   FRI	3 MON   WED   FRI	3 MON   WED   FRI	3 MON   WED   FRI	3 MON   WED   FRI



LET'S STAY CONNECTED

For any questions related to the report and/or additional information requests please contact

Jo-Anne Meaux Arends  
Aviation Business Development Executive  
[j.arends@airportaruba.com](mailto:j.arends@airportaruba.com)

