

# ARUBA AIRPORT MONTHLY TRAFFIC STATISTICS

July 2023



# Dashboard

Aruba Airport Authority



**40+**

Stores &  
Restaurants



**260**

Parking  
Spaces



**41 K**

m2 of Area



**8**

Jet Bridges  
(PBBs)



**2.6M**

Passengers  
Year capacity



**4**

Passenger Security  
Screening Lanes



**21**

Aircraft  
Positions



Capacity to Operate

**40K**

Aircraft movements  
per year (Inbound and  
Outbound)





# North America Gateways and Main Feeders Cities

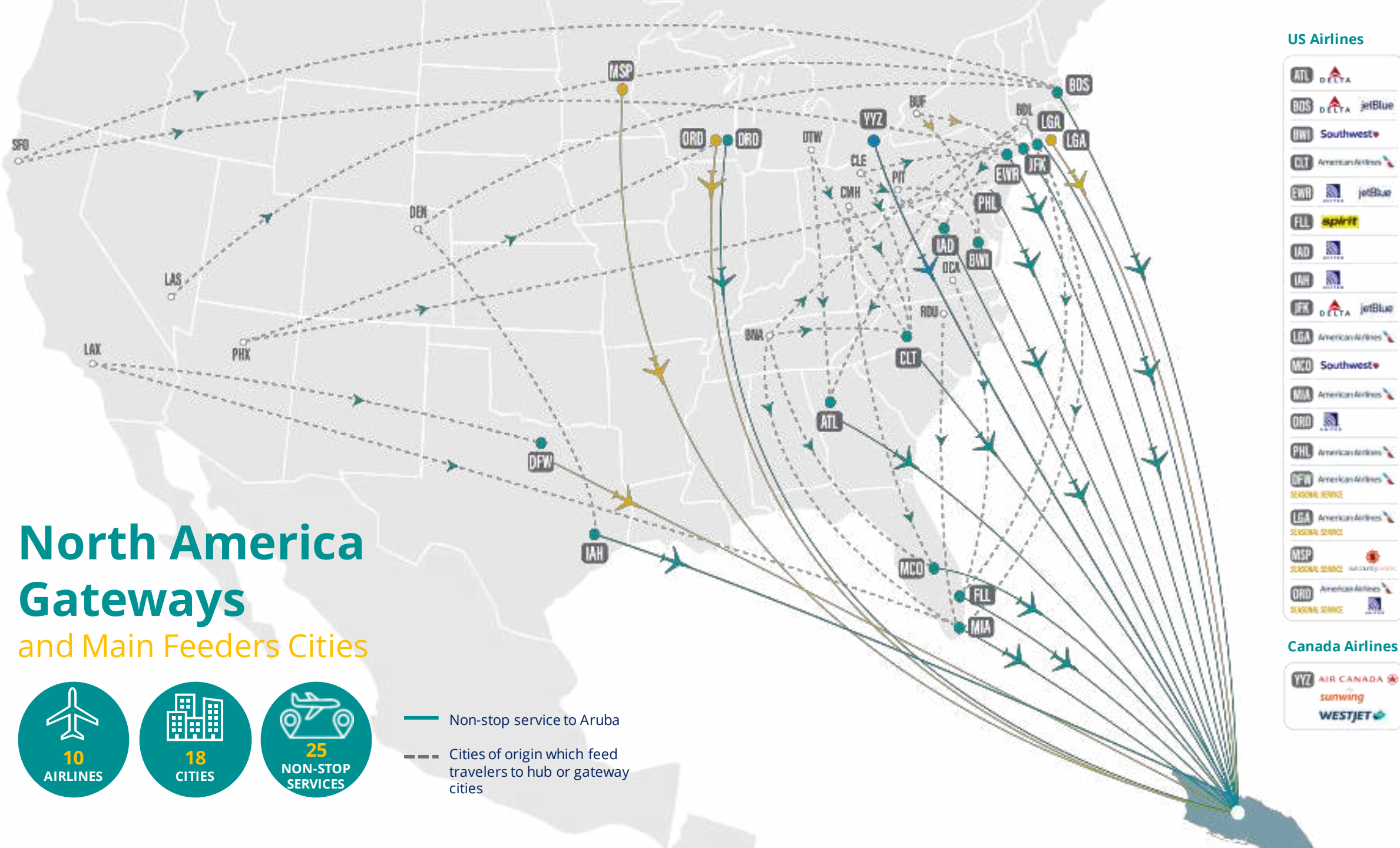
  
10 AIRLINES

  
18 CITIES

  
25 NON-STOP SERVICES

— Non-stop service to Aruba

- - - Cities of origin which feed travelers to hub or gateway cities



## US Airlines

ATL	DELTA
BOS	DELTA jetBlue
DFW	Southwest
CLT	American Airlines
EWR	jetBlue
FLL	spirit
IAD	jetBlue
IAH	jetBlue
JFK	DELTA jetBlue
LGA	American Airlines
MCO	Southwest
MIA	American Airlines
ORD	jetBlue
PHL	American Airlines
DFW	American Airlines
LGA	American Airlines
MSP	SEASONAL SERVICE
ORD	American Airlines

## Canada Airlines

YYZ	AIR CANADA
	sunwing
	WESTJET

# Airlines

## Aruba Airport Authority

### North America

	Gateway
 jetBlue	✈️ 3
 American Airlines	✈️ 6
 UNITED AIRLINES	✈️ 4
 DELTA	✈️ 3
 Southwest	✈️ 2
 spirit	✈️ 1
 sun country	✈️ 1
 sunwing	✈️ 1
 AIR CANADA	✈️ 1
 WESTJET	✈️ 1








### Europe

	Gateway
 KLM	✈️ 1
 TUI	✈️ 1
 SUNCLASS AIRLINES	✈️ 1
 BRITISH AIRWAYS	✈️ 2

### Latin America

	Gateway
 Avianca	✈️ 1
 wingo	✈️ 3
 LATAM AIRLINES	✈️ 1
 SURINAM AIRWAYS	✈️ 1
 CopaAirlines	✈️ 1

### Caribbean

	Gateway
 AIRCENTURY	✈️ 2
 SKYhigh	✈️ 1
 arajet	✈️ 1
 EZAir	✈️ 2
 DWI DIVI AIR	✈️ 2
 WINAIR	✈️ 2
 Jetair	✈️ 2



# Monthly Air Traffic Dashboard • July 2023



# AIR TRAFFIC DASHBOARD

## YTD July 2023 vs. 2019



801,751

Revenue Generating Passengers  
Global

3.8% ↑



586,080

Revenue Generating Passengers  
USA

4.8% ↑



972,994

Total Outbound Seat Capacity  
Global

-7.2% ↓



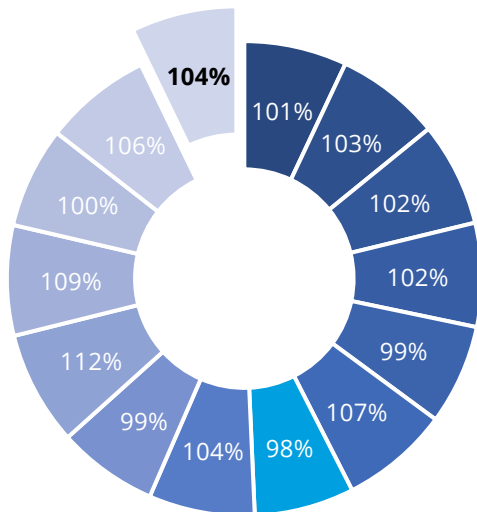
631,403

Seat Capacity  
USA

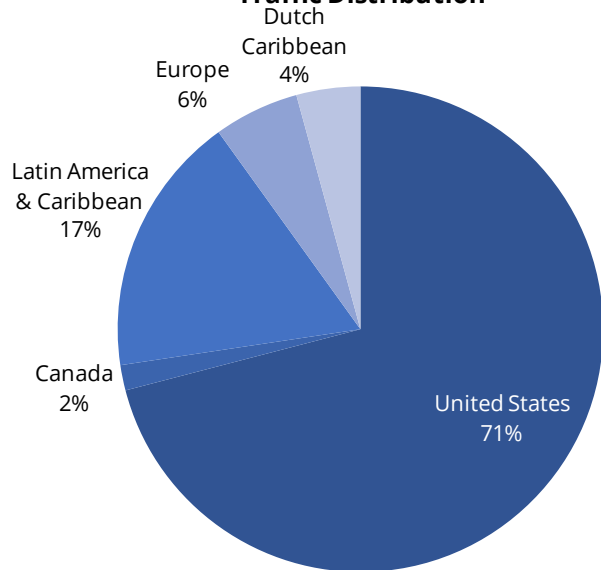
-4.5% ↓

- Jul-22
- Aug-22
- Sep-22
- Oct-22
- Nov-22
- Dec-22
- Jan-23
- Feb-23
- Mar-23
- Apr-23
- May-23
- Jun-23
- Jul-23
- YTD 2023

Traffic Recovery vs. 2019



Traffic Distribution



**Global**

vs. 84.6% 4.1 pts



**United States**

vs. 86.6% 7.0 pts



**Canada**

vs. 86.7% 4.7 pts



**Latin America**

vs. 79.6% 0.8 pts



**Europe**

vs. 93.4% (9.8) pts



**Europe (excluding British Airways)**

vs. 93.4% (1.1) pts



**Dutch Caribbean**

vs. 65.1% 7.2 pts





# AIR PASSENGER MARKET ANALYSIS

YTD July 2023



862,878

Total Departing Passengers  
Global

-2.7%



591,082

Departing Passengers  
USA

3.2%



801,751

Total Regular Passengers  
Global

3.8%



218

Total Transfer Passengers

-98.8%



53,054

Total Transit Passengers

-41.0%



972,994

Total Outbound Seat Capacity  
Global

-7.2%



108,984

Seat Capacity  
Europe

7.0%



128,582

Seat Capacity  
Latin America

-30.4%



631,403

Seat Capacity  
USA

-4.5%



# AIR PASSENGER MARKET ANALYSIS

July 2023



137,844

Total Departing Passengers  
Global 1.5% ↑



92,184

Departing Passengers  
USA\* 2.5% ↑



128,764

Total Regular Passengers  
Global 5.6% ↑



3

Total Transfer Passengers  
-99.7% ↓



7,725

Total Transit Passengers  
-35.2% ↓



147,777

Total Outbound Seat Capacity  
Global 0.9% ↑



16,248

Seat Capacity  
Europe 6.3% ↑



24,002

Seat Capacity  
Latin America 1.5% ↑



95,189

Seat Capacity  
USA\* 0.7% ↑





# Air Passenger Market Analysis

## Passenger Load Factor (PLF)



# PASSENGER LOAD FACTOR (PLF) BY REGION

YTD July 2023 vs. 2019

## Global

vs. 84.6%      4.1 pts



## United States

vs. 86.6%      7.0 pts




## Canada

vs. 86.7%      4.7 pts



## Latin America

vs. 79.6%      0.8 pts



## Europe

vs. 93.4%      (9.8) pts



## Europe (excluding British Airways)

vs. 93.4%      (1.1) pts



## Dutch Caribbean

vs. 65.1%      7.2 pts





# PASSENGER LOAD FACTOR (PLF) BY REGION

July 2023 vs 2019

## Global

vs. 92.8% 0.5 pts

93.3%

## United States

vs. 95.2% 1.7 pts

96.8%

## Canada

vs. 92.4% (1.3) pts

91.1%

## Latin America

vs. 91.5% 1.2 pts

92.7%

## Europe

vs. 95.4% (12.0) pts

83.4%

## Europe (excluding British Airways)

vs. 95.4% 1.0 pts

96.4%

## Dutch Caribbean

vs. 68.5% 8.9 pts

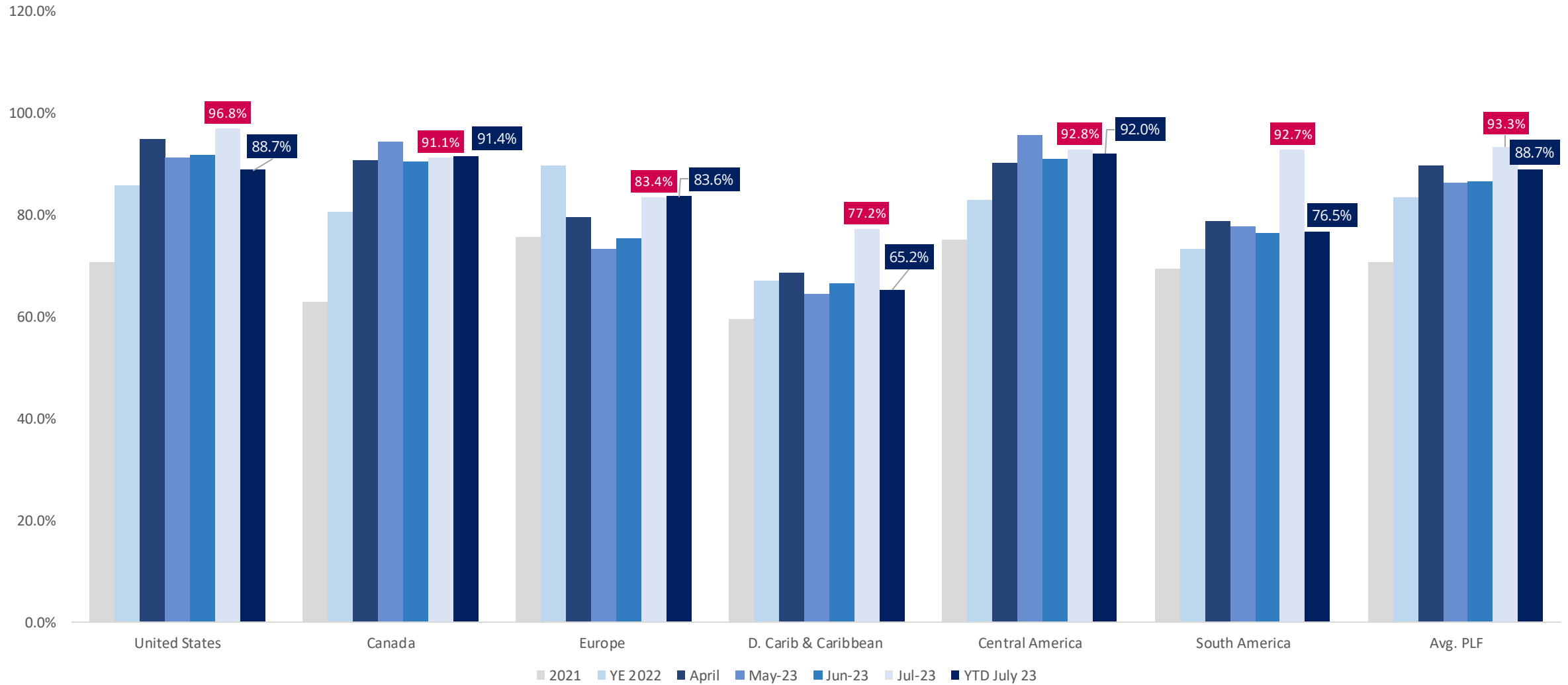
77.4%





# PASSENGER LOAD FACTOR (PLF) BY REGION

2021 - YTD July 2023



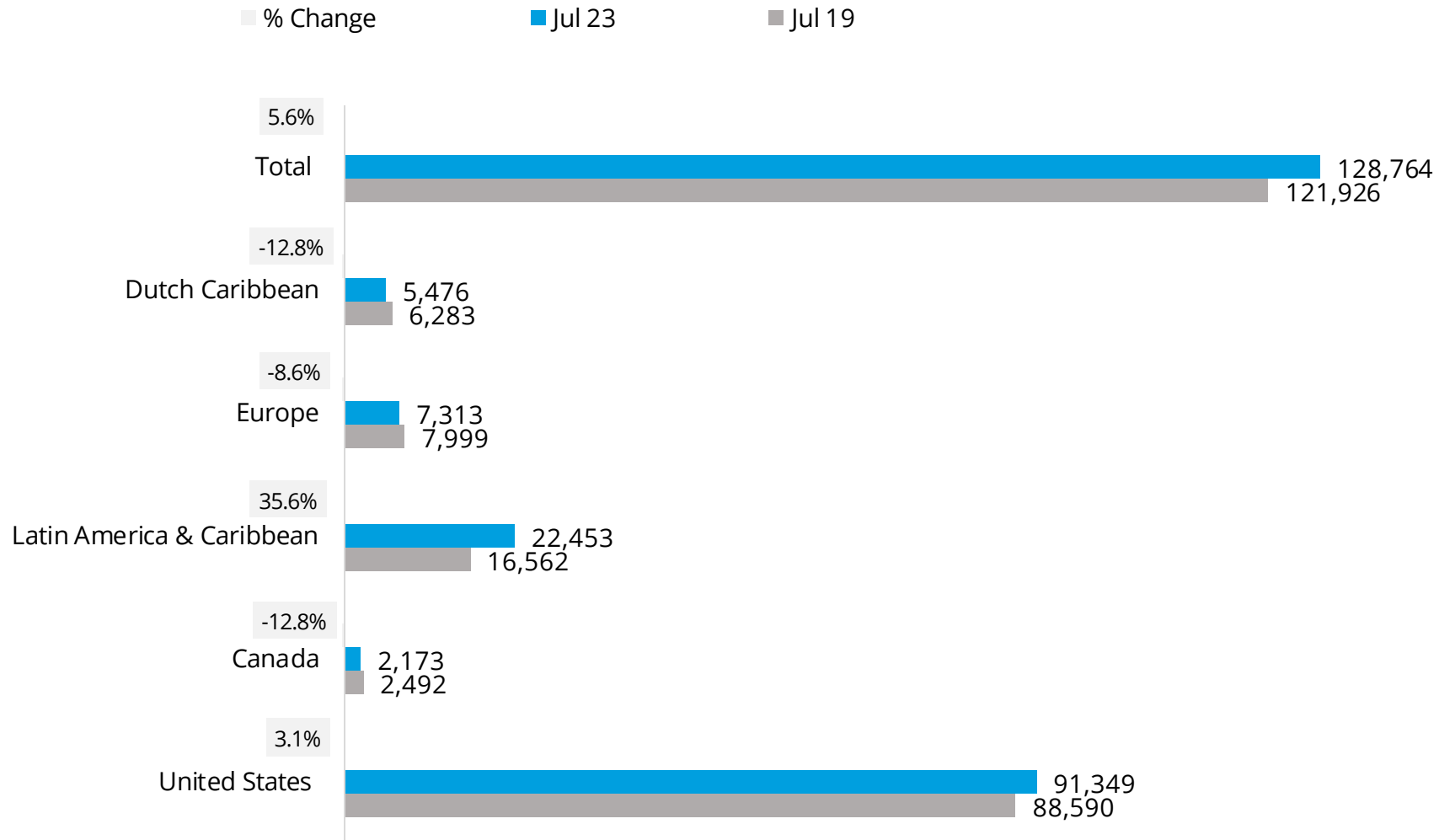


# Passenger Traffic

## Revenue Generating Passengers (RGP)

# REVENUE GENERATING PASSENGERS (RGPs) BY REGION

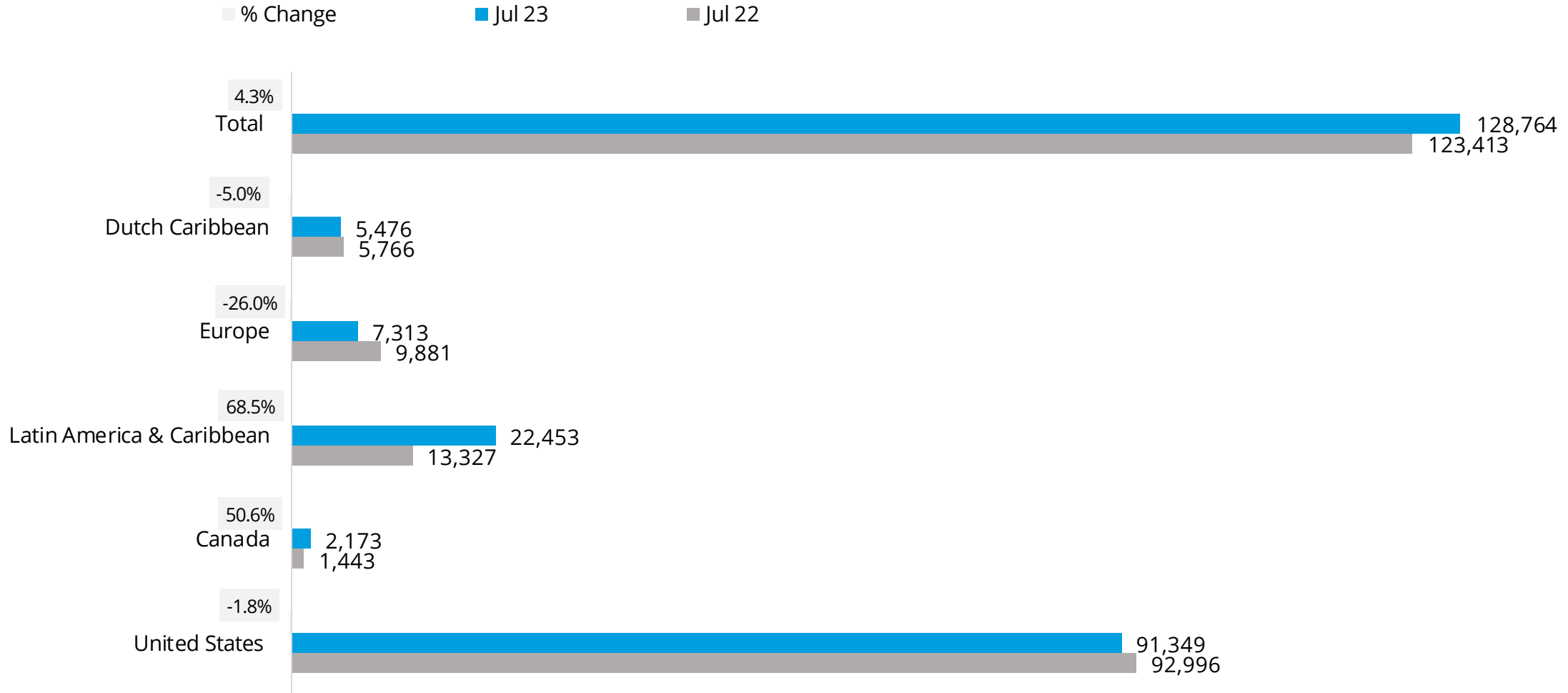
July 23 vs. 19





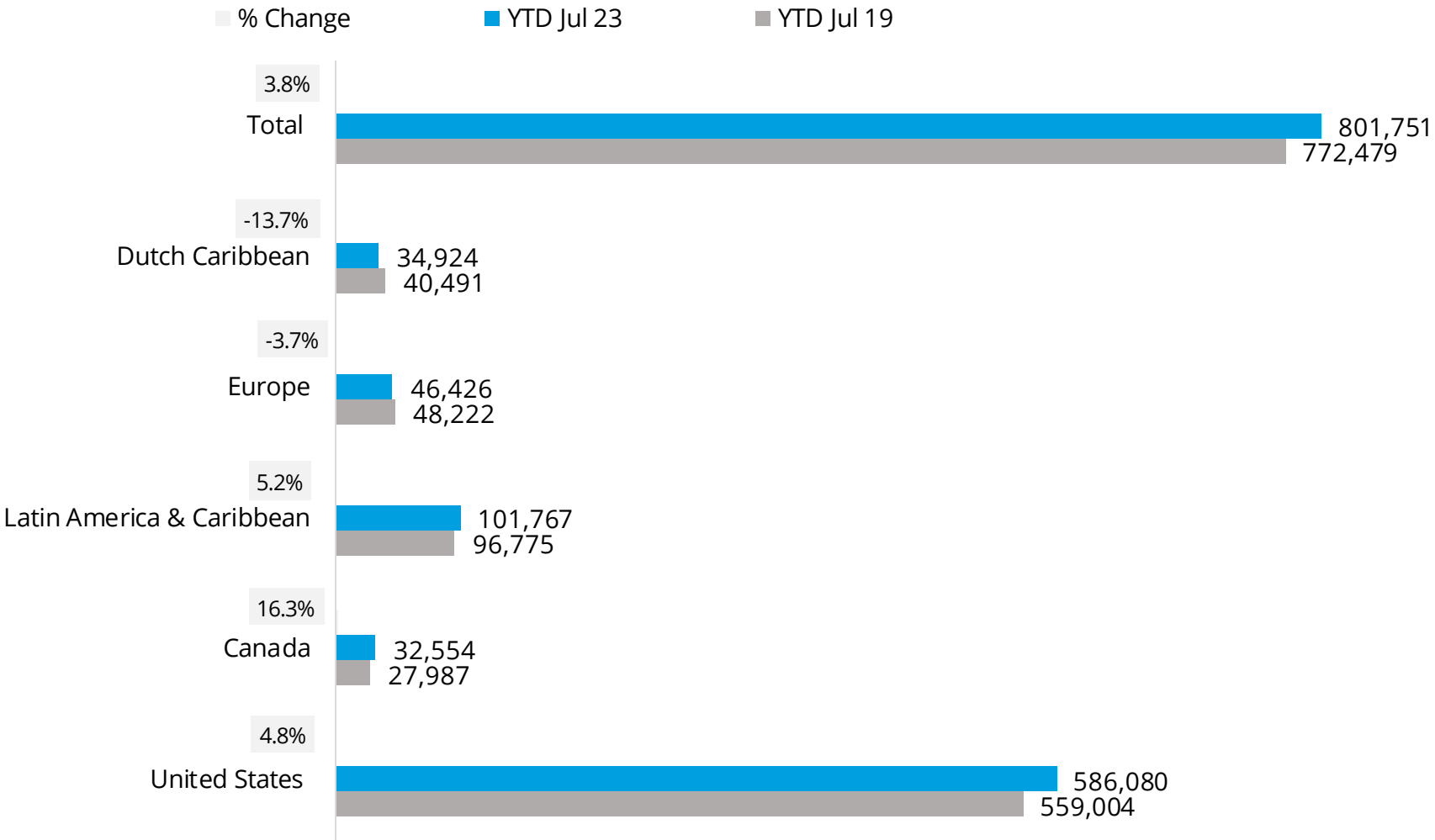
# REVENUE GENERATING PASSENGERS (RGPs) BY REGION

July 23 vs. 22



# REVENUE GENERATING PASSENGERS (RGPs) BY REGION


YTD July 23 vs. 19



# REVENUE GENERATING PASSENGERS (RGPs) BY REGION

YTD July 23 vs. 22

% Change    YTD Jul 23    YTD Jul 22












# Airline Market Analysis

## Market Share Insights

# Market Share by Airline and Gateway

July 2023






Airline by Passenger Revenue		Market Share MoM
	JetBlue (B6)	22.2% 1.1 pts.
	American Airlines (AA)	21.5% (1.8) pts.
	United Airlines (UA)	13.1% (0.9) pts
	Delta Air Lines (DL)	8.3% (1.5) pts.
	Wingo (P5)	5.9% 2.5 pts.



Gateway by Seat Capacity	Market Share
New York (JFK, EWR, LGA)	24%
Amsterdam (AMS)	9%
Boston (BOS)	8%
Bogota (BOG)	8%
Miami (MIA)	7%

# Market Share by Airline and Gateway

YTD July 2023

Airlines by Passenger Revenue		Market Share YTD July
	American Airlines (AA)	22.3%
	JetBlue (B6)	21.2%
	Delta Air Lines (DL)	11.4%
	United Airlines (UA)	11.9%
	Avianca (AV)	4.7%



Gateways by Seat Capacity	Market Share YTD July
New York (JFK, EWR, LGA)	21%
Boston (BOS)	11%
Amsterdam (AMS)	10%
Miami (MIA)	7%
Charlotte (CLT)	7%



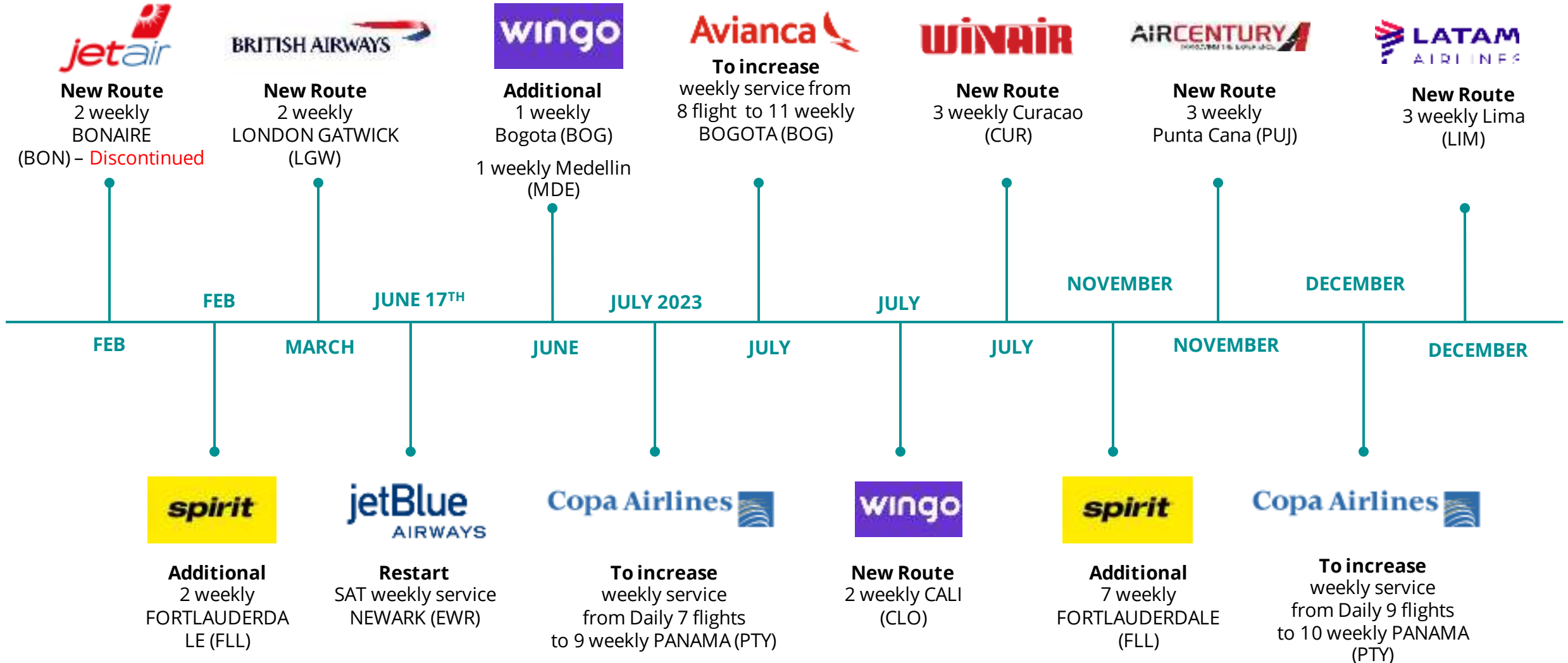
# Air Service Development

## Summer 2023 - Winter 2024



# New routes and expanded frequencies

## Scheduled Services 2023



# North America Scheduled Service

Summer 2023 - Winter 2024

Continent	Gateways	Level of Service	Connections
Spirit	<b>FLL</b>	Daily (as of December)	HUB (entire network)
JetBlue	<b>EWR</b> <b>BOS</b> <b>JFK</b>	SAT to Daily 12 Weekly Flight to Doubly Daily 18 Weekly Flights	O/D & Hub
Delta Air Lines	<b>ATL</b> <b>JFK</b> <b>BOS</b>	Daily, Double Daily 5 Weekly to Daily Daily	Hub
United	<b>EWR</b>	Double Daily ( 2019 levels)	Hub
Southwest	<b>BWI</b>	2 <sup>nd</sup> SAT	Hub
Sun Country	<b>MSP (seasonal)</b>	SAT	O/D
American Airlines	<b>MIA, CLT,</b> <b>PHL (seasonal)</b> <b>ORD, LGA (seasonal)</b> <b>DFW (seasonal)</b>	Double Daily From SAT to 5 weekly to Daily SAT SAT	O/D & Hub
Air Canada	<b>YYZ</b>	Restart service in October increase from 3 weekly to 4 weekly in November	O/D
Westjet	<b>YYZ</b>	THU & SAT to 4 weekly in November	O/D
Sunwing	<b>YYZ</b>	From 1 weekly to 3 Weekly in December	O/D

# Latin America Scheduled Service

Summer 2023 - Winter 2024

Continent	Gateways	Level of Service	Connections
Avianca	<b>BOG</b>	11 Weekly Flights	O/D & HUB
Wingo	<b>BOG</b> <b>MDE</b> <i>(seasonal)</i> <b>CLO</b> <i>(seasonal)</i>	3 weekly 2/3 weekly 2 weekly flights (Dec + Jan)	O/D
LATAM	<b>LIM</b>	3 Weekly Flights	O/D
Surinam Airways	<b>PBM</b>	3 Weekly Flights	O/D
Copa Airlines	<b>PTY</b>	9 Weekly Flights 10 Weekly Flights <i>(as of November)</i>	O/D & HUB



# Europe Scheduled Service

Summer 2023 - Winter 2024

Continent	Gateways	Level of Service	Connections
KLM	<b>AMS</b>	Daily	O/D & HUB
TUI	<b>AMS</b>	3 weekly	O/D
SunClass Airlines	<b>ARN</b>	Bi-weekly (Winter Season Service)	Charter
British Airways	<b>ANU</b> <b>LGW</b>	2 weekly Service THU & SUN Change in days of the week in November WED   SUN	O/D & HUB



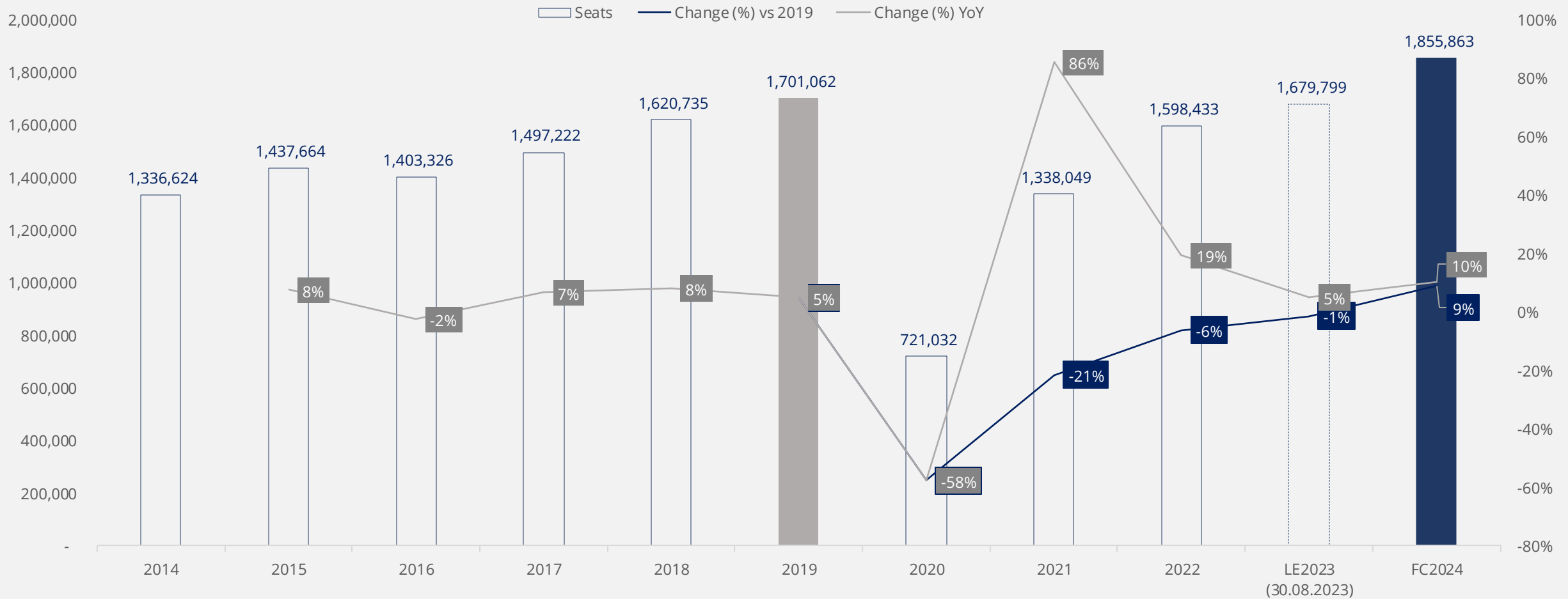


# Air Seat Capacity

## Latest Estimate 2023 & Forecast 2024

# Global Air Seat Capacity Forecast

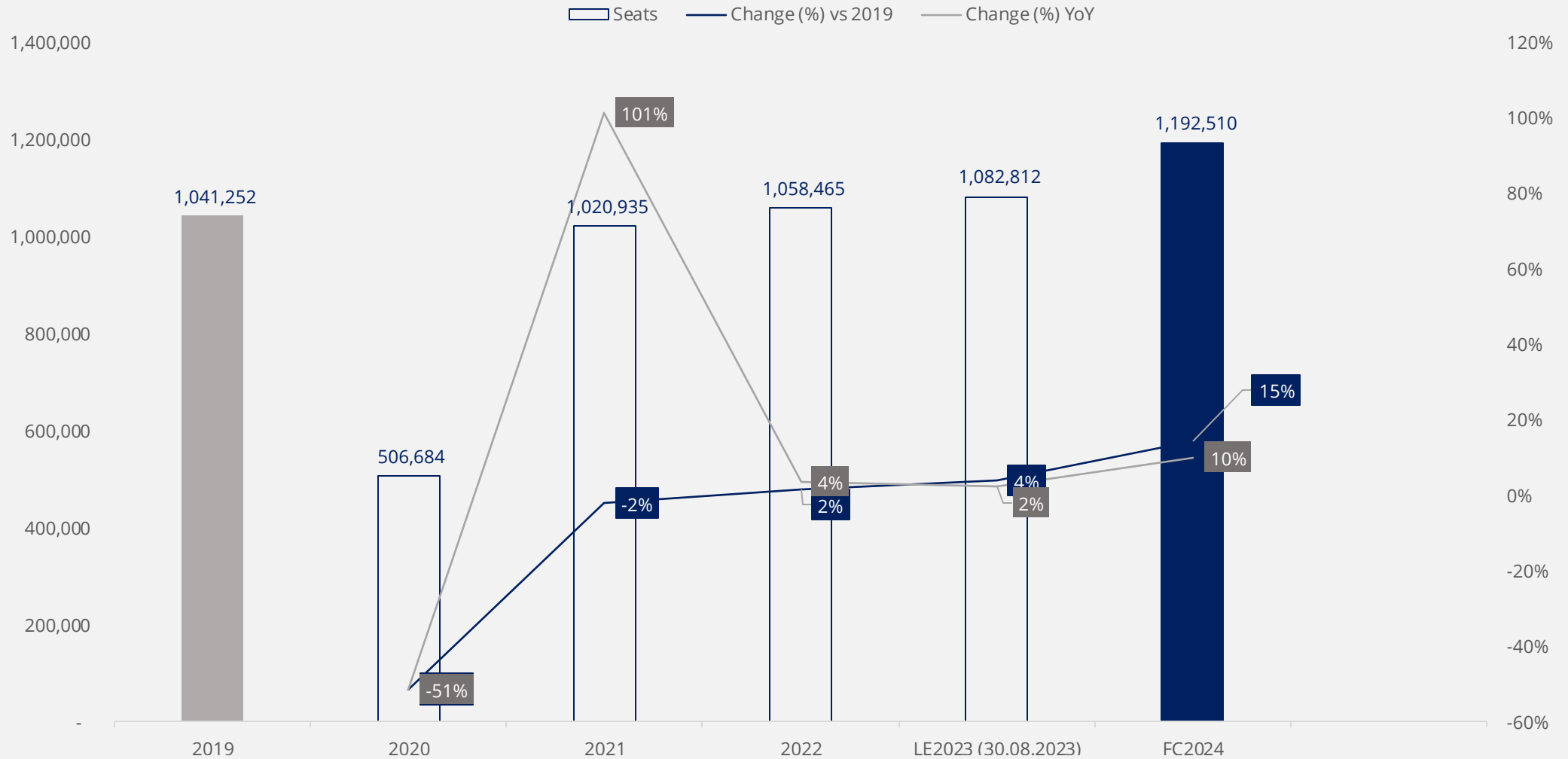
AUA airline seat capacity forecast recovery vs 2019 to be back to **109%** by the end of 2024



Source: Aruba Airport Authority, Dii/Cirium - 08.30.2023  
Including charter flights

# Air Seat Capacity Forecast US Market

AUA airline seat capacity forecast recovery vs 2019 to be back to **115%** by the end of 2024

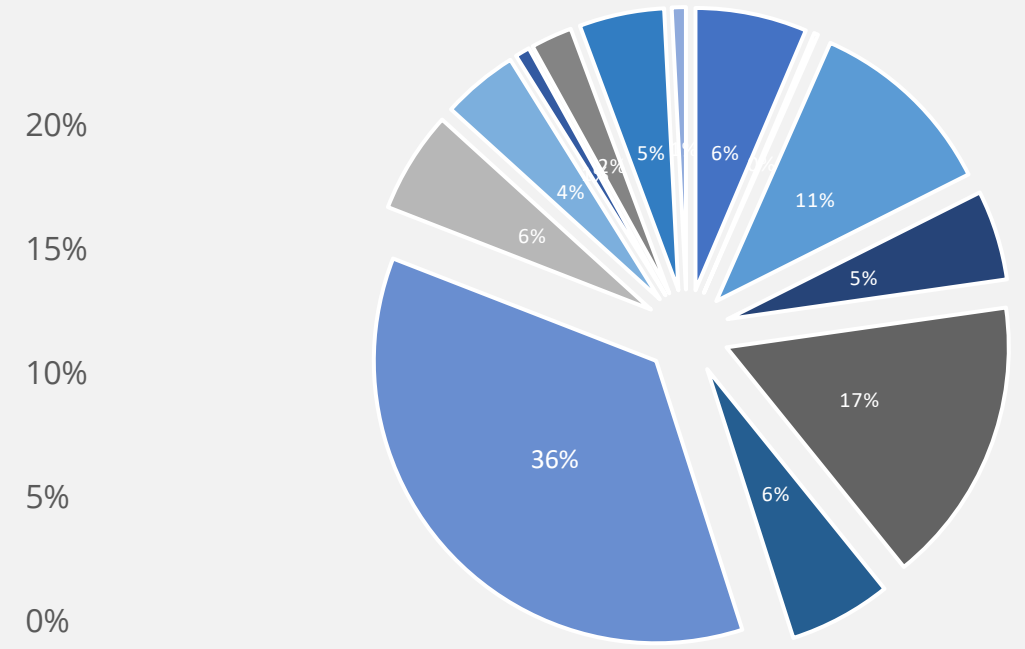
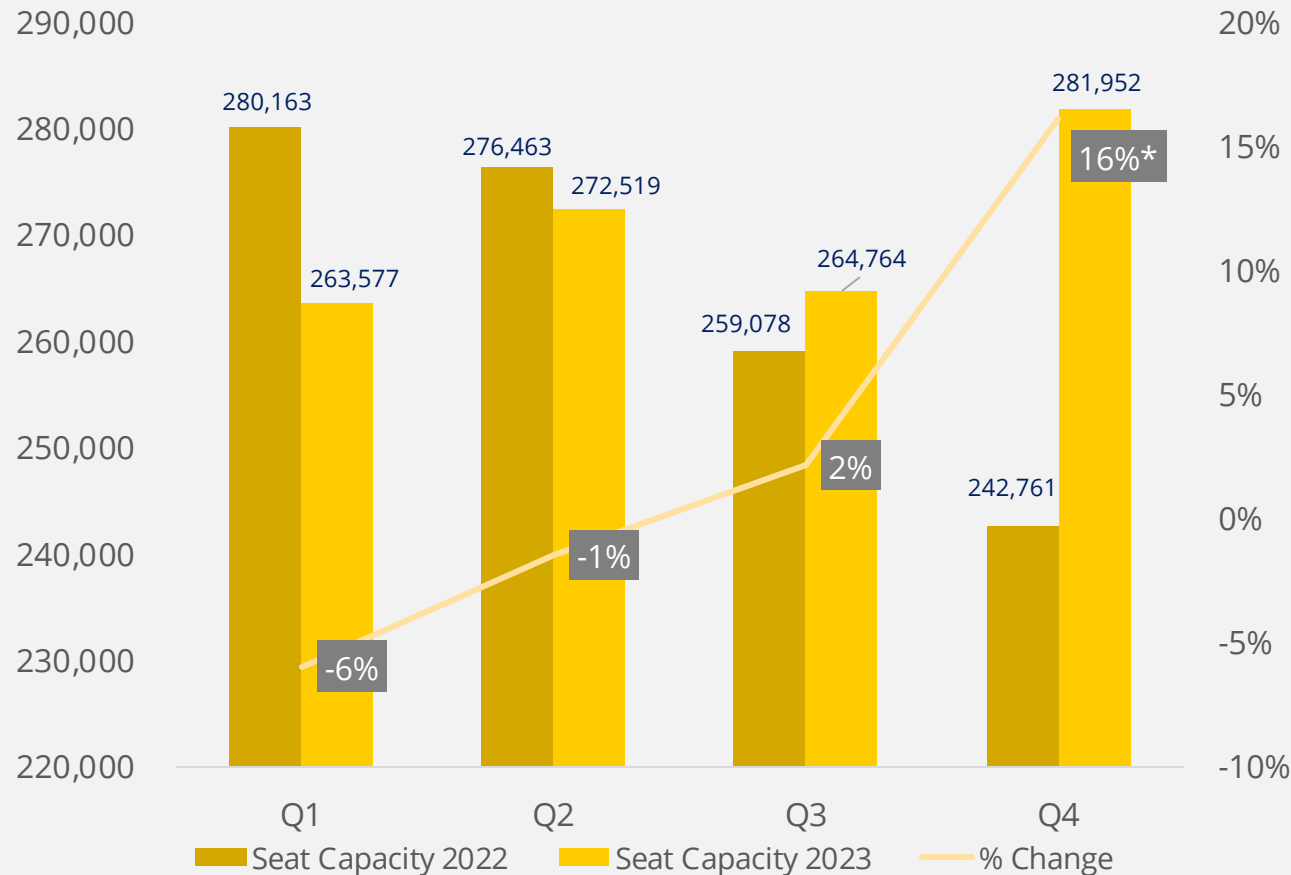


Source: Aruba Airport Authority, Dii/Cirium - 08.30.2023  
Including charter flights

# Available seat capacity by Quarter

Q4 significant increase in seats

LE2023



- Charlotte-Douglas, NC, US
- Dallas/Fort Worth, TX, US
- Miami, FL, US
- Philadelphia, PA, US
- Boston, MA, US
- Fort Lauderdale, FL, US
- New York-JFK, NY, US
- Atlanta, GA, US
- Washington-Dulles, VA, US
- Houston-Intercontinental, TX, US
- Chicago-O'Hare, IL, US

Source: Aruba Airport Authority, Diio/Cirium - 08.30.2023

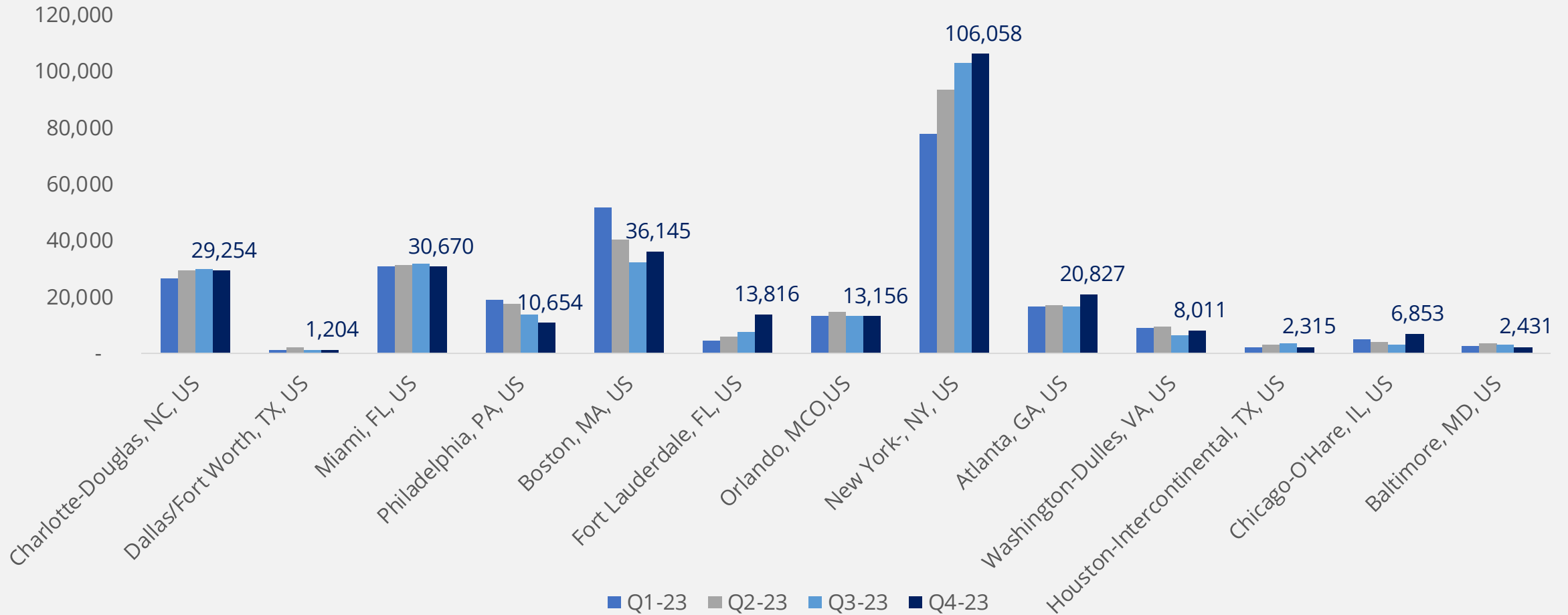
\*Subject to Change



# Air Seat Capacity by Market

New York remains the largest market in terms of available airline seats

LE2023

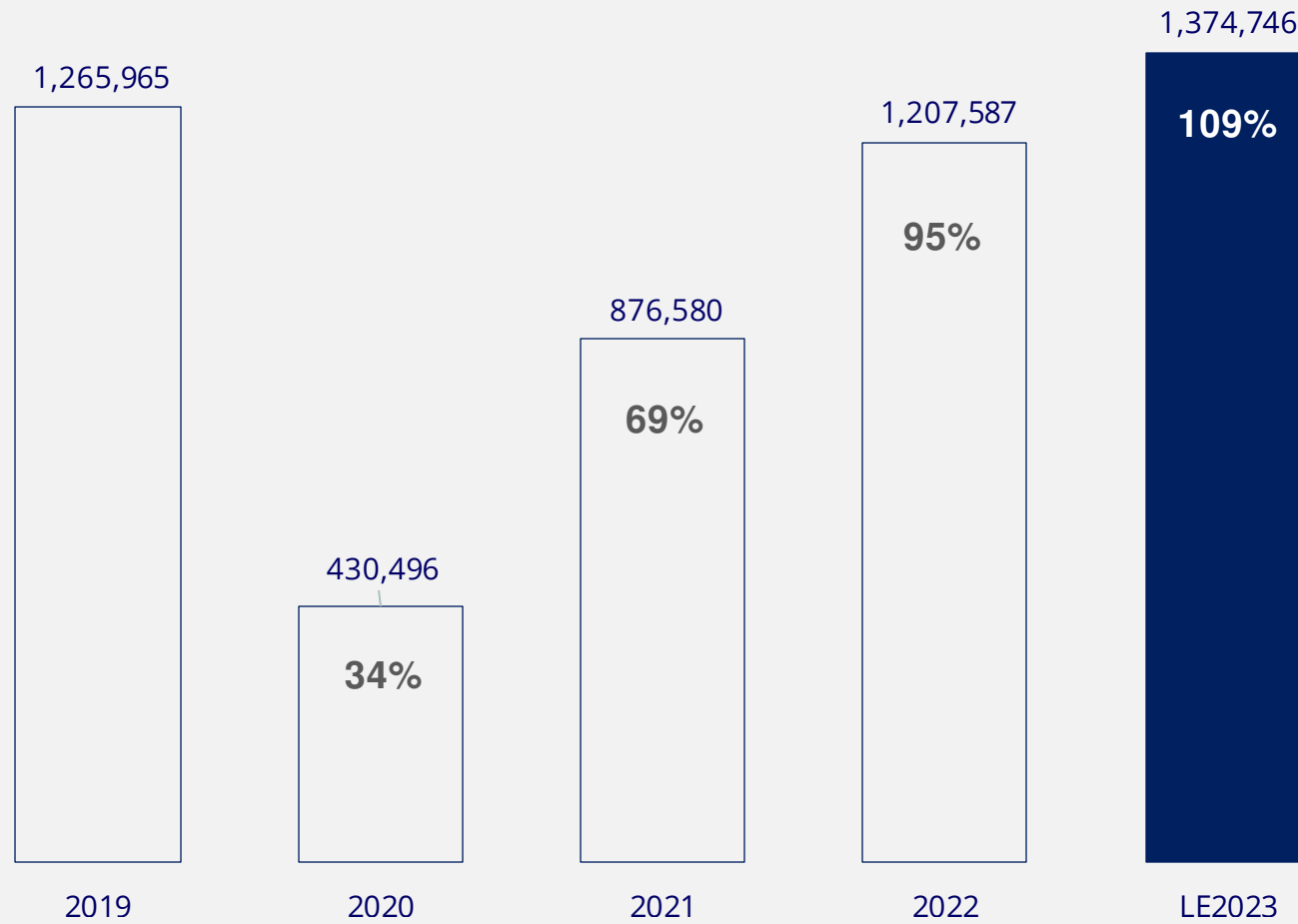


Source: Aruba Airport Authority , Dii/Cirium - 08.30.2023  
Including charter flights

# Air Passenger Forecast

## Yearly Revenue Generating Passengers (RGP)

LE2023



Source: Aruba Airport Authority - Updated 08.30.2023

Change(%) vs 2019

# WEEKLY FLIGHT SCHEDULE

Period: AUGUST 2023 – MARCH 2024

LINK: <https://www.airportaruba.com/flight-schedules>

Last Update: AUG 30, 2023

*\*Flight Schedules are subject to change*

# WEEKLY FLIGHT SCHEDULE | AUGUST 2023 - MARCH 2024

## United States

Airline	Destination	AUG	SEP	OCT	NOV	DEC	JAN	FEB	MAR
American Airlines	Miami	14 Double Daily	<b>14</b> Double Daily	<b>14</b> Double Daily	13 2-MON   TUE   2-WED   THU   FRI   SAT   SUN	14 Double Daily	14 Double Daily	14 Double Daily	14 Double Daily
	Charlotte	14 Double Daily	12 2-MON   TUE   WED   2- THU   2-FRI   2- SAT   2-SUN	14 Double Daily	12 (-2) 2-MON   TUE   WED   2-THU   2- FRI   2-SAT   2- SUN	14 Double Daily	12 (-2) 2-MON   TUE   WED   2- THU   2-FRI   2- SAT   2-SUN	12 2-MON   TUE   WED   2- THU   2-FRI   2- SAT   2-SUN	<b>14 (+2)</b> Double Daily
	Philadelphia	7 Daily	<b>1 (-6)</b> SAT	1 SAT	<b>5 (+2)</b> THU   FRI   2-SAT   SUN	7 Daily	7 Daily	<b>8 (+1)</b> MON   TUE   WED   THU   FRI   2- SAT   SUN	8 MON   TUE   WED   THU   FRI   2- SAT   SUN
	Chicago Seasonal Service	x	x	x	1 SAT	1 SAT	1 SAT	1 SAT	1 SAT
	La Guardia – New York Seasonal Service	1 SAT	x	x	1 SAT	1 SAT	x	1 SAT	1 SAT
	Dallas Seasonal Service	1 SAT	x	x	1 SAT	1 SAT	x	1 SAT	1 SAT



# WEEKLY FLIGHT SCHEDULE | AUGUST 2023 - MARCH 2024

## United States

Airline	Destination	AUG	SEP	OCT	NOV	DEC	JAN	FEB	MAR
United	Newark	14 Double Daily	14 Double Daily	14 Double Daily	14 Double Daily	14 Double Daily	14 Double Daily	14 Double Daily	14 Double Daily
	Houston	2 SAT   SUN	1 SAT	1 SAT	1 SAT	1 SAT	1 SAT	1 SAT	1 SAT
	Washington <i>Frequency increases in November</i>	4 TUE   THU   SAT   SUN	1 SAT	2 SAT   SUN	4 (+2) TUE   THU   SAT   SUN	4 TUE   THU   SAT   SUN	4 TUE   THU   SAT   SUN	4 TUE   THU   SAT   SUN	4 TUE   THU   SAT   SUN
	Chicago <i>Frequency increases in March</i>	2 SAT   SUN	x	x	2 SAT   SUN	2 SAT   SUN	2 SAT   SUN	2 SAT   SUN	3 (+1) FRI   SAT   SUN

# WEEKLY FLIGHT SCHEDULE | AUGUST 2023 - MARCH 2024

## United States

Airline	Destination	AUG	SEP	OCT	NOV	DEC	JAN	FEB	MAR
JetBlue	Boston <i>Frequency increases in November 2023, and February 2024</i>	14 Double Daily	12 MON   TUE   WED   THU   2-FRI   4-SAT   2-SUN	12 MON   TUE   WED   THU   2-FRI   4-SAT   2-SUN	14 (+2) 2-MON   2-TUE   WED   2-THU   2-FRI   3-SAT   2-SUN	14 2-MON   2-TUE   WED 2-THU   2-FRI   3-SAT   2-SUN	12 (-2) MON   TUE   WED   THU   2-FRI   4-SAT   2-SUN	16 (+4) MON   TUE   WED   3-THU   3-FRI   4-SAT   3-SUN	22 (+6) 3-MON   3-TUE   3-WED   3-THU   3-FRI   4-SAT   3-SUN
	New York – JFK	22 3-MON   3-TUE   3-WED   3-THU   3-FRI   4-SAT   3-SUN	18 (-4) 2-MON   2-TUE   2-WED   2-THU   3-FRI   4-SAT   3-SUN	18 2-MON   2-TUE   2-WED   2-THU   3-FRI   4-SAT   3-SUN	18 2-MON   2-TUE   2-WED   2-THU   3-FRI   4-SAT   3-SUN	18 2-MON   2-TUE   2-WED   2-THU   3-FRI   4-SAT   3-SUN	18 2-MON   2-TUE   2-WED   2-THU   3-FRI   4-SAT   3-SUN	18 2-MON   2-TUE   2-WED   2-THU   3-FRI   4-SAT   3-SUN	21 (+3) 3-MON   3-TUE   3-WED   3-THU   3-FRI   3-SAT   3-SUN
	Newark <i>Frequency increases to daily in November</i>	1 SAT	1 SAT	1 SAT	7 (+6) Daily	7 Daily	7 Daily	4 (-3) MON   TUE   WED   SAT	1 (-3) SAT
Delta Air Lines	Atlanta <i>Frequency increases to double daily in January 2024</i>	7 Daily	7 Daily	7 Daily	7 Daily	7 Daily	14 (+7) Double Daily	14 Double Daily	14 Double Daily
	New York – JFK	7 Daily	5 MON   THU   FRI   SAT   SUN	5 MON   THU   FRI   SAT   SUN	7 Daily	7 Daily	8 (+1) Daily and 2nd SAT	8 (+1) Daily and 2nd SAT	8 (+1) Daily and 2nd SAT
	Boston Seasonal Service Restarts Dec 16, 2023					7 Daily	7 Daily	7 Daily	7 Daily

# WEEKLY FLIGHT SCHEDULE | AUGUST 2023 - MARCH 2024

## United States

Airline	Destination	AUG	SEP	OCT	NOV	DEC	JAN	FEB	MAR
Southwest	Baltimore	2 SAT   SUN	1 (-1) SAT	2 (+1) SAT   SUN	1 SAT	1 SAT	2 (+1) SAT   SUN	2 SAT   SUN	2 SAT   SUN
Southwest	Orlando	7 Daily	7 Daily	7 Daily	7 Daily	7 Daily	7 Daily	7 Daily	7 Daily
Spirit	Fort Lauderdale <i>Frequency increases to daily in December</i>	2 WED   SAT	4 (+2) WED   THU   SAT   SUN	2 WED   SAT	5 (+3) WED   THU   FRI   SAT   SUN	7 (+2) Daily	7 Daily	7 Daily	7 Daily
Sun Country	Minneapolis <i>Restart Service Dec 16, 2023</i>	x	x	x	x	1 (+1) SAT	1 SAT	1 SAT	1 SAT

# WEEKLY FLIGHT SCHEDULE | AUGUST 2023 - MARCH 2024

## Canada

Airline	Destination	AUG	SEP	OCT	NOV	DEC	JAN	FEB	MAR
Air Canada	Toronto <i>Restart Service on October 29</i>	x	x	2 SUN   MON	3 (-2) MON   FRI   SUN	4 (-2) MON   WED   FRI   SUN	3 MON   FRI   SUN	3 MON   FRI   SUN	4 (-2) MON   WED   FRI   SUN
Westjet	Toronto <i>Frequency increases in December</i>	2 THU   SAT	2 THU   SAT	3 (+1) WED   THU   FRI	4 (+2) TUE   FRI   SAT   SUN	5 (+2) TUE   THU   FRI   SAT   SUN	4 (-1) TUE   THU   SAT   SUN	5 (+1) TUE   THU   FRI   SAT   SUN	5 TUE   THU   FRI   SAT   SUN
Sunwing	Toronto	1 MON	1 MON	1 MON	2 (+1) MON   SAT	2 (+1) MON   SAT	3 (+1) MON   SAT   SUN	3 MON   SAT   SUN	3 MON   SAT   SUN



# WEEKLY FLIGHT SCHEDULE | AUGUST 2023 - MARCH 2024

## Europe

Airline	Destination	AUG	SEP	OCT	NOV	DEC	JAN	FEB	MAR
KLM	Amsterdam (via BON)	7 Daily	6 (-1) MON WED THU FRI SAT SUN	7 (+1) Daily	7 Daily	7 Daily	7 Daily	7 Daily	7 Daily
TUI NL	Amsterdam (via CUR) <i>New days of the week starts in November 2023</i>	3 MON   THU   SAT	3 MON   THU   SAT	3 MON   THU   SAT	3 MON   THU   SUN	3 MON   THU   SUN	3 MON   THU   SUN	3 MON   THU   SUN	3 MON   THU   SUN
Sunclass Airlines	Stockholm (ARN) <i>Seasonal Service starts Oct 29, 2023</i>	x	x	1 Bi-weekly SUN	1 Bi-weekly SUN	1 Bi-weekly SUN	1 Bi-weekly SUN	1 Bi-weekly SUN	1 Bi-weekly SUN
British Airways	London Gatwick (via ANU) <i>New days of the week starts on November 01, 2023</i>	2 THU   SUN	2 THU   SUN	2 THU   SUN	2 WED   SUN	2 WED   SUN	2 WED   SUN	2 WED   SUN	2 WED   SUN

# WEEKLY FLIGHT SCHEDULE | AUGUST 2023 - MARCH 2024

## Latin America

Airline	Destination	AUG	SEP	OCT	NOV	DEC	JAN	FEB	MAR
Avianca	Bogota	11 2-MON   TUE   WED   2- THU   FRI   2- SAT   SUN	11 2-MON   TUE   WED   2- THU   FRI   2- SAT   SUN	11 2-MON   TUE   WED   2- THU   FRI   2- SAT   SUN	11 2-MON   TUE   WED   2- THU   FRI   2- SAT   SUN	11 2-MON   TUE   WED   2- THU   FRI   2- SAT   SUN	11 2-MON   TUE   WED   2- THU   FRI   2- SAT   SUN	11 2-MON   TUE   WED   2- THU   FRI   2- SAT   SUN	11 2-MON   TUE   WED   2- THU   FRI   2- SAT   SUN
Copa	Panama <i>Frequency increases in November</i>	9 MON   TUE   WED   2-THU   2-FRI   SAT   SUN	9 MON   TUE   WED   2-THU   2-FRI   SAT   SUN	9 MON   TUE   WED   2-THU   2-FRI   SAT   SUN	10 (+1) 2-MON   TUE   WED   2-THU   2-FRI   SAT   SUN	10 2-MON   TUE   WED   2-THU   2-FRI   SAT   SUN	10 2-MON   TUE   WED   2-THU   2-FRI   SAT   SUN	10 2-MON   TUE   WED   2-THU   2-FRI   SAT   SUN	10 2-MON   TUE   WED   2-THU   2-FRI   SAT   SUN
Surinam Airways	Paramaribo (via CUR)	3 MON   WED   FRI	3 MON   WED   FRI	3 MON   WED   FRI	3 MON   WED   FRI	3 MON   WED   FRI	3 MON   WED   FRI	3 MON   WED   FRI	3 MON   WED   FRI
Wingo	Bogota	4 (+1) MON   TUE   THU   SUN	3 (-1) TUE   THU   SUN	3 TUE   THU   SUN	3 TUE   THU   SUN	3 TUE   THU   SUN	3 TUE   THU   SUN	3 TUE   THU   SUN	3 TUE   THU   SUN
Wingo	Medellin <i>Frequency increases in July and August.</i>	4 (+1) TUE   THU   FRI   SAT	2 (-2) WED   SAT	2 (-1) WED   SAT	2 TUE   SAT	2 TUE   SAT	2 TUE   SAT	2 TUE   SAT	2 TUE   SAT
Wingo	Cali Seasonal Service	2 WED   SAT				2 WED   SAT	2 WED   SAT	TBC	TBC
LATAM	Lima <i>New Route Starts on December 02, 2023</i>					3 THU   SAT   SUN	3 THU   SAT   SUN	3 THU   SAT   SUN	3 THU   SAT   SUN

# WEEKLY FLIGHT SCHEDULE | AUGUST 2023 - MARCH 2024

## Caribbean

Airline	Destination	AUG	SEP	OCT	NOV	DEC	JAN	FEB	MAR
Sky High	St. Domingo (SDQ) <i>(via CUR on FRI)</i>	3 WED   FRI   SUN	3 WED   FRI   SUN	3 WED   FRI   SUN	3 WED   FRI   SUN	3 WED   FRI   SUN	3 WED   FRI   SUN	3 WED   FRI   SUN	3 WED   FRI   SUN
Air Century	Punta Cana (PUJ) <i>New Route starts December 15, 2023</i>					3 MON   WED   FRI	3 MON   WED   FRI	3 MON   WED   FRI	3 MON   WED   FRI
Air Century	St. Domingo (JBQ) <i>Additional frequency in December</i>	2 WED   SUN	2 WED   SUN	2 WED   SUN	2 WED   SUN	3 (+) MON   WED   FRI	3 (+) MON   WED   FRI	3 (+) MON   WED   FRI	3 (+) MON   WED   FRI
Arajet	St. Domingo (SDQ) <i>(via CUR)</i> <i>New days of the week starts in November 2023</i>	2 TUE   SAT	2 TUE   SAT	2 TUE   SAT	2 WED   SAT	2 WED   SAT	2 WED   SAT	2 WED   SAT	2 WED   SAT

# WEEKLY FLIGHT SCHEDULE | AUGUST 2023 - MARCH 2024

## Dutch Caribbean

Airline	Destination	AUG	SEP	OCT	NOV	DEC	JAN	FEB	MAR
Divi Divi Air	Curacao	46 7-MON   7-TUE   7-WED   7-THU   7-FRI   6-SAT   5-SUN	46 7-MON   7-TUE   7-WED   7-THU   7-FRI   6-SAT   5-SUN	46 7-MON   7-TUE   7-WED   7-THU   7-FRI   6-SAT   5-SUN	46 7-MON   7-TUE   7-WED   7-THU   7-FRI   6-SAT   5-SUN	46 7-MON   7-TUE   7-WED   7-THU   7-FRI   6-SAT   5-SUN	46 7-MON   7-TUE   7-WED   7-THU   7-FRI   6-SAT   5-SUN	46 7-MON   7-TUE   7-WED   7-THU   7-FRI   6-SAT   5-SUN	46 7-MON   7-TUE   7-WED   7-THU   7-FRI   6-SAT   5-SUN
EZ Air	Curacao	14 3-MON 2-TUE   3-WED   2-THU   3-FRI   SUN	14 3-MON 2-TUE   3-WED   2-THU   3-FRI   SUN	14 3-MON 2-TUE   3-WED   2-THU   3-FRI   SUN	14 3-MON 2-TUE   3-WED   2-THU   3-FRI   SUN	14 3-MON 2-TUE   3-WED   2-THU   3-FRI   SUN	14 3-MON 2-TUE   3-WED   2-THU   3-FRI   SUN	14 3-MON 2-TUE   3-WED   2-THU   3-FRI   SUN	14 3-MON 2-TUE   3-WED   2-THU   3-FRI   SUN
Jetair	Curacao <i>As of Aug 17, all flights will be suspended UFN</i>	2 (untill Aug 17) WED   FRI	TBC	TBC	TBC	TBC	TBC	TBC	TBC
EZ Air	Bonaire	3 TUE   WED   THU	3 TUE   WED   THU	3 TUE   WED   THU	3 TUE   WED   THU	3 TUE   WED   THU	3 TUE   WED   THU	3 TUE   WED   THU	3 TUE   WED   THU
Winair	Sint Maarten (via CUR)	3 MON   WED   FRI	3 MON   WED   FRI	3 MON   WED   FRI	3 MON   WED   FRI	3 MON   WED   FRI	3 MON   WED   FRI	3 MON   WED   FRI	3 MON   WED   FRI





LET'S STAY CONNECTED

For any questions related to the report and/or additional information requests please contact

Jo-Anne Meaux Arends  
Aviation Business Development Executive  
[j.arends@airportaruba.com](mailto:j.arends@airportaruba.com)

