

ARUBA AIRPORT MONTHLY TRAFFIC STATISTICS

August 2023



AEROPUERTO INTERNACIONAL REINA BEATRIZ


North America Gateways and Main Feeders Cities


10
AIRLINES


18
CITIES


25
NON-STOP SERVICES

 Non-stop service to Aruba

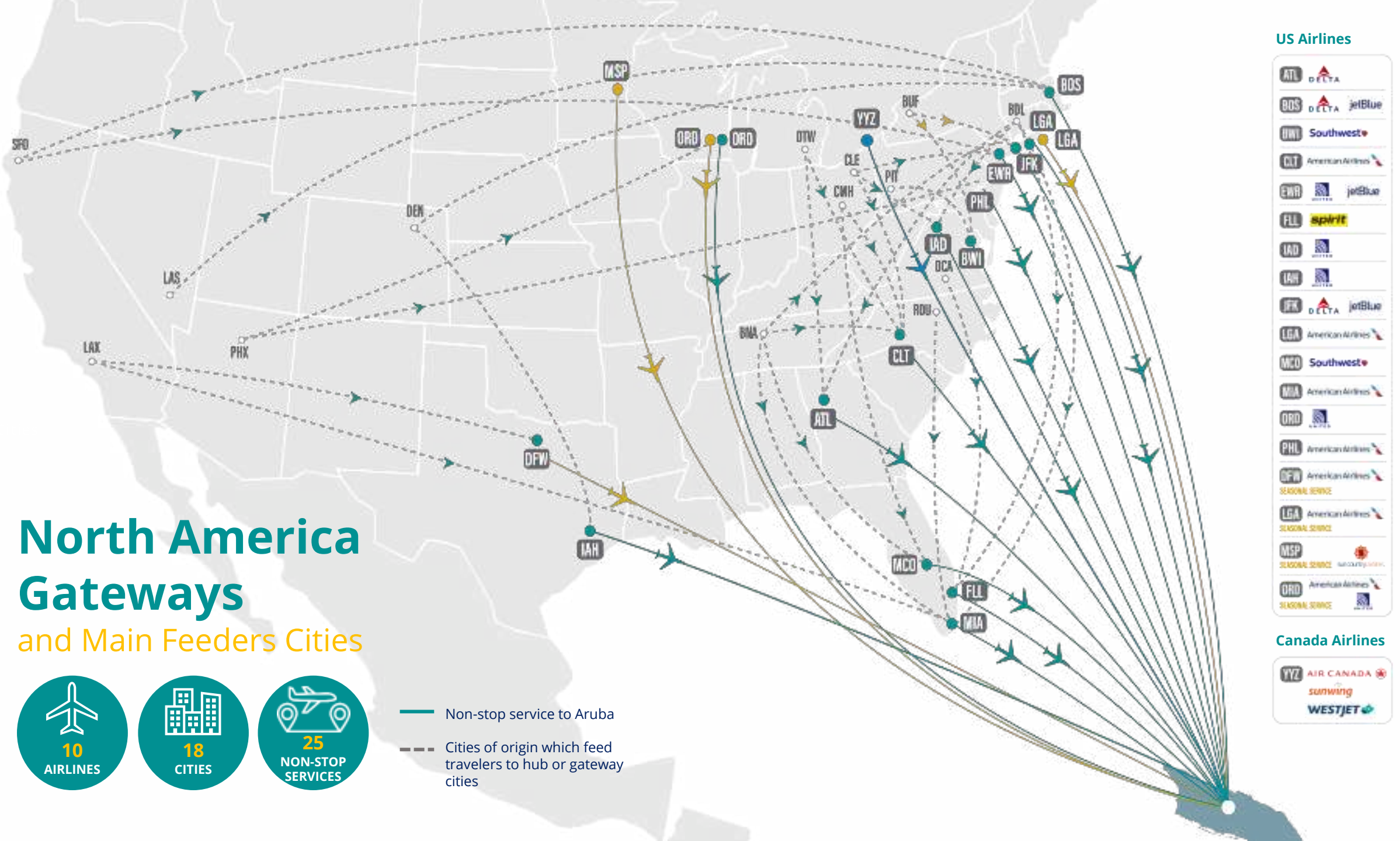
 Cities of origin which feed travelers to hub or gateway cities

US Airlines

ATL	DELTA
BOS	DELTA jetBlue
DFW	Southwest
CLT	American Airlines
EWB	jetBlue
FLL	spirit
IAD	jetBlue
IAH	jetBlue
JFK	DELTA jetBlue
LGA	American Airlines
MCO	Southwest
MIA	American Airlines
ORD	jetBlue
PHL	American Airlines
DFW	American Airlines
LGA	American Airlines
MSP	SEASONAL SERVICE security
ORD	American Airlines
ORD	SEASONAL SERVICE

Canada Airlines

YYZ	AIR CANADA
	sunwing
	WESTJET



Latin America, Caribbean, Dutch Caribbean & Europe Gateways and Main Feeders Cities

and Main Feeders Cities

— Non-stop service to Aruba

- - - Cities of origin which feed travelers to hub or gateway cities

Latin America Airlines

BOG	Aerolíneas Argentinas
BOG	wingo
CLO	wingo
PBM	Avianca
LIM	LATAM AIRLINES
MDE	wingo
PTY	Costa Airlines

Europe Airlines

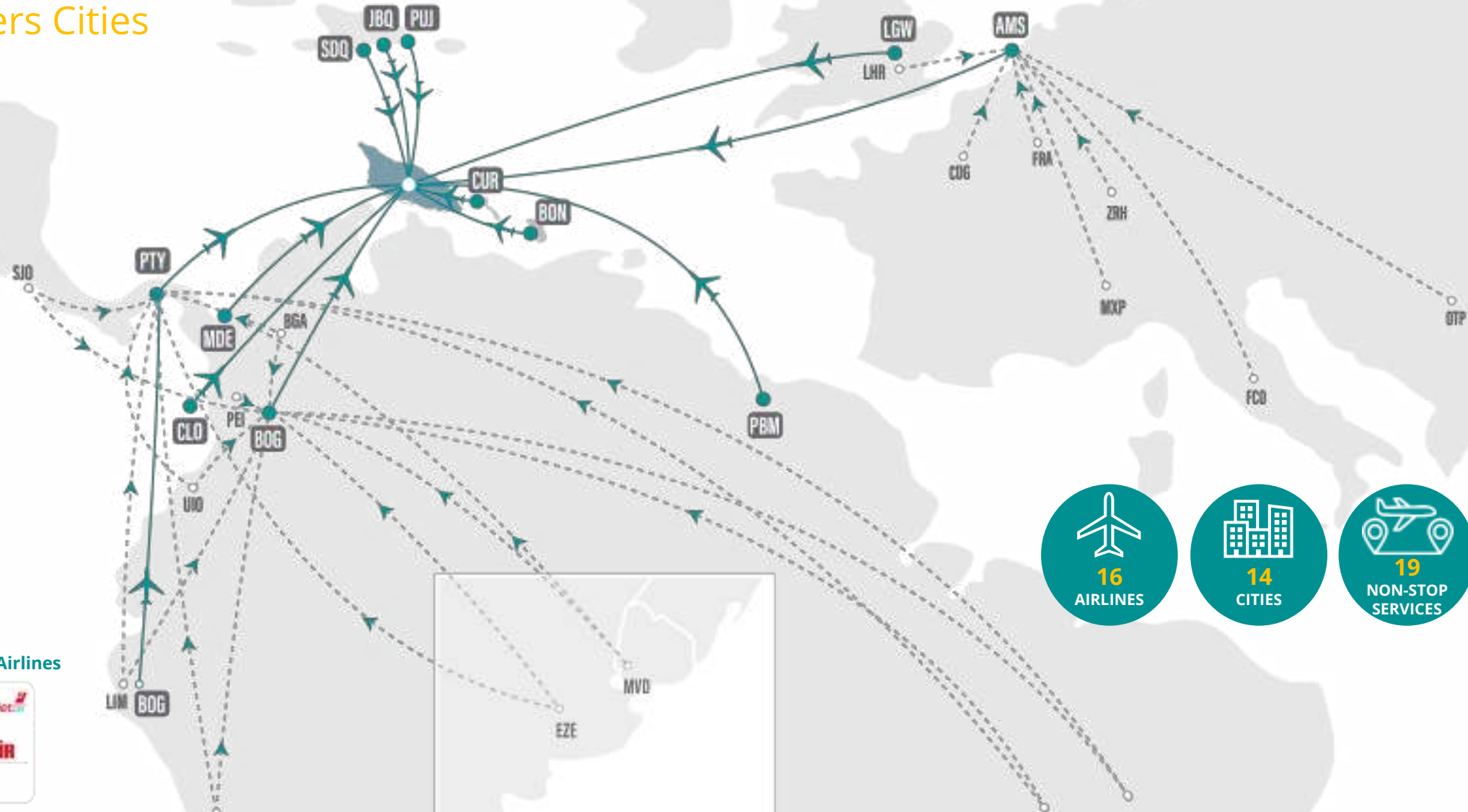
AMS	KLM
AMS	Transavia
LGW	British Airways

Caribbean Airlines

SDQ	Arjet
SDQ	SKYhigh
JBQ	Aircompany
PUJ	Aircompany

Dutch Caribbean Airlines

CUR	Caribbean
CUR	jetBlue
CUR	EZair
CUR	winair
BON	EZair




16 AIRLINES


14 CITIES


19 NON-STOP SERVICES

Airlines

Aruba Airport Authority

North America

	Gateway
 jetBlue	✈️ 3
 American Airlines	✈️ 6
 UNITED AIRLINES	✈️ 4
 DELTA	✈️ 3
 Southwest	✈️ 2
 spirit	✈️ 1
 sun country	✈️ 1
 sunwing	✈️ 1
 AIR CANADA	✈️ 1
 WESTJET	✈️ 1




Europe

	Gateway
 KLM	✈️ 1
 TUI	✈️ 1
 SUNCLASS AIRLINES	✈️ 1
 BRITISH AIRWAYS	✈️ 2

Latin America

	Gateway
 Avianca	✈️ 1
 wingo	✈️ 3
 LATAM AIRLINES	✈️ 1
 SURINAM AIRWAYS	✈️ 1
 CopaAirlines	✈️ 1

Caribbean

	Gateway
 AIRCENTURY	✈️ 2
 SKYhigh Dominicana	✈️ 1
 arajet	✈️ 1
 EZAir	✈️ 2
 DWI DIVI AIR	✈️ 2
 WINAIR	✈️ 2
 Jetair	✈️ 2



Monthly Air Traffic Dashboard • August 2023

AIR TRAFFIC DASHBOARD

YTD August 2023 vs. 2019



923,903

Revenue Generating Passengers
Global

4.4% ↑



674,969

Revenue Generating Passengers
USA

5.2% ↑



1,117,236

Total Outbound Seat Capacity
Global

-6.0% ↓



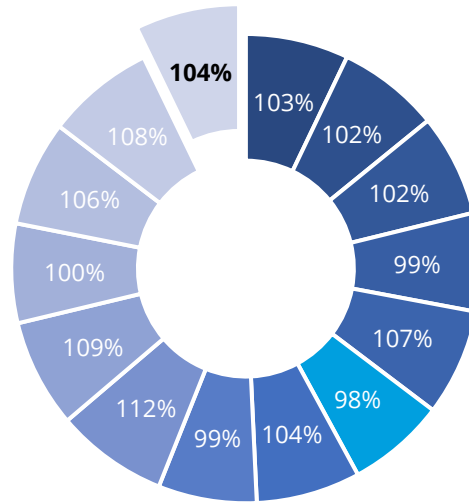
723,334

Seat Capacity
USA

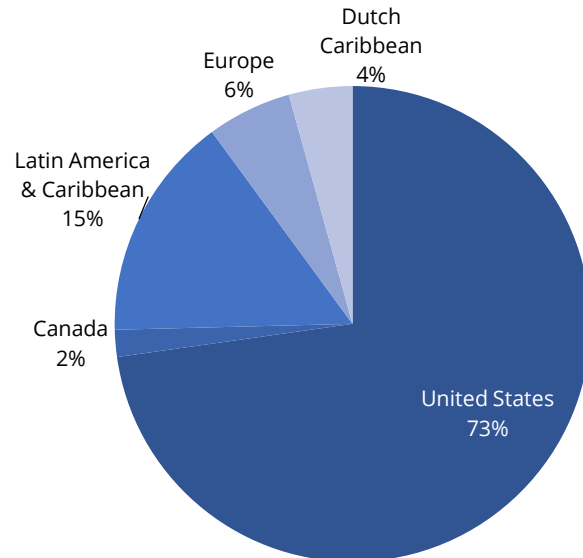
-3.3% ↓

- Aug-22
- Sep-22
- Oct-22
- Nov-22
- Dec-22
- Jan-23
- Feb-23
- Mar-23
- Apr-23
- May-23
- Jun-23
- Jul-23
- Aug-23
- YTD 2023

Traffic Recovery vs. 2019



Traffic Distribution



Global

vs. 85.3% 3.5 pts



United States

vs. 87.6% 6.5 pts



Canada

vs. 87.3% 4.4 pts



Latin America

vs. 80.3% (0.3) pts



Europe

vs. 93.3% (10.2) pts



Europe (excluding British Airways)

vs. 93.3% (1.2) pts



Dutch Caribbean

vs. 65.4% 7.7 pts



AIR TRAFFIC DASHBOARD

YTD August 2023 vs. 2022



923,903

Revenue Generating Passengers
Global

13.1% ↑



674,969

Revenue Generating Passengers
USA

7.7% ↑



1,117,236

Total Outbound Seat Capacity
Global

2.3% ↑



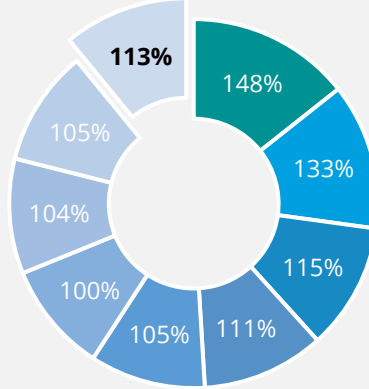
723,334

Seat Capacity
USA

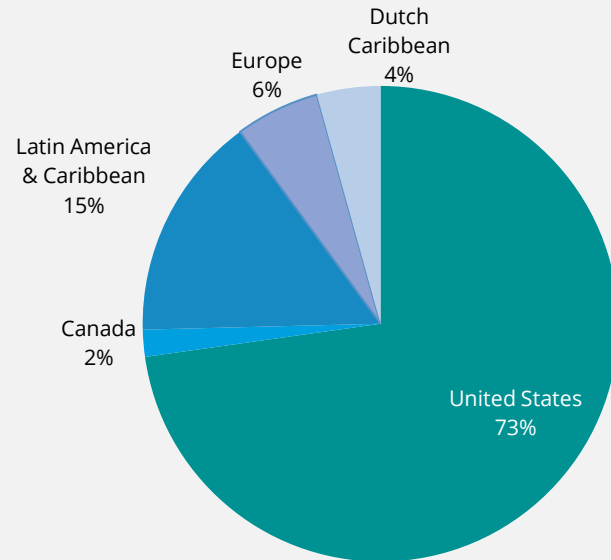
-4.1% ↓

Traffic Recovery vs. 2022

- Jan-23
- Feb-23
- Mar-23
- Apr-23
- May-23
- Jun-23
- Jul-23
- Aug-23
- YTD 2023




Traffic Distribution



Global

vs. 82.8% 6.1 pts




United States

vs. 83.9% 10.2 pts




Canada

vs. 79.6% 12.1 pts




Latin America

vs. 76.5% 3.5 pts




Europe

vs. 89.9% (6.8) pts



Europe (excluding British Airways)

vs. 89.9% 2.2 pts



Dutch Caribbean

vs. 68.5% 4.6 pts



AIR PASSENGER MARKET ANALYSIS

YTD August 2023



992,843

Total Departing Passengers
Global

-2.1%



680,797

Departing Passengers
USA

3.9%



923,903

Total Regular Passengers
Global

4.4%



229

Total Transfer Passengers

-98.8%



59,577

Total Transit Passengers

-41.7%



1,117,236

Total Outbound Seat Capacity
Global

-6.0%



124,781

Seat Capacity
Europe

6.5%



153,012

Seat Capacity
Latin America

-26.0%



723,334

Seat Capacity
USA

-3.3%



AIR PASSENGER MARKET ANALYSIS

August 2023



129,965

Total Departing Passengers
Global

2.4%



89,715

Departing Passengers
USA*

6.8%



122,152

Total Regular Passengers
Global

8.3%



11

Total Transfer Passengers

-98.7%



6,523

Total Transit Passengers

-47.1%



144,242

Total Outbound Seat Capacity
Global

2.9%



15,797

Seat Capacity
Europe

2.9%



24,430

Seat Capacity
Latin America

11.0%



91,131

Seat Capacity
USA*

3.0%

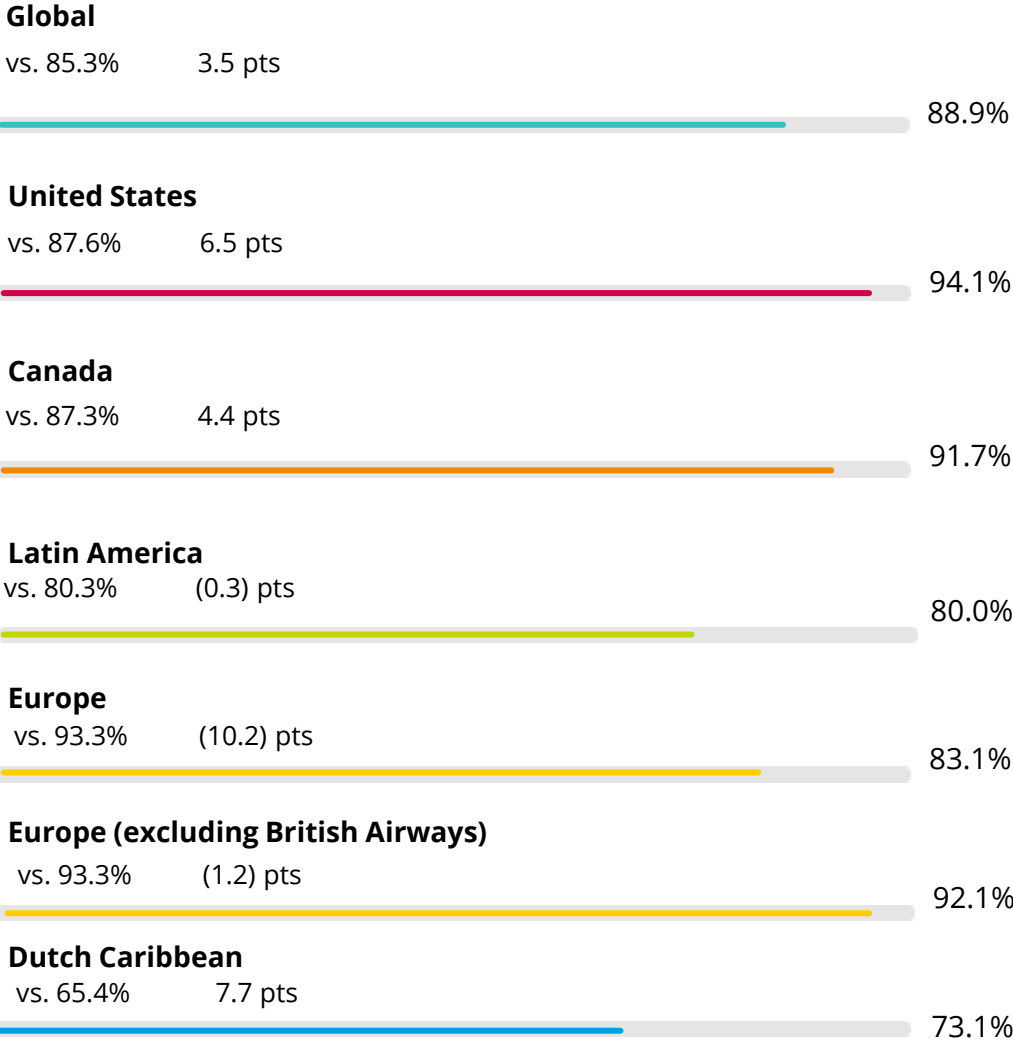


Air Passenger Market Analysis

Passenger Load Factor (PLF)

PASSENGER LOAD FACTOR (PLF) BY REGION

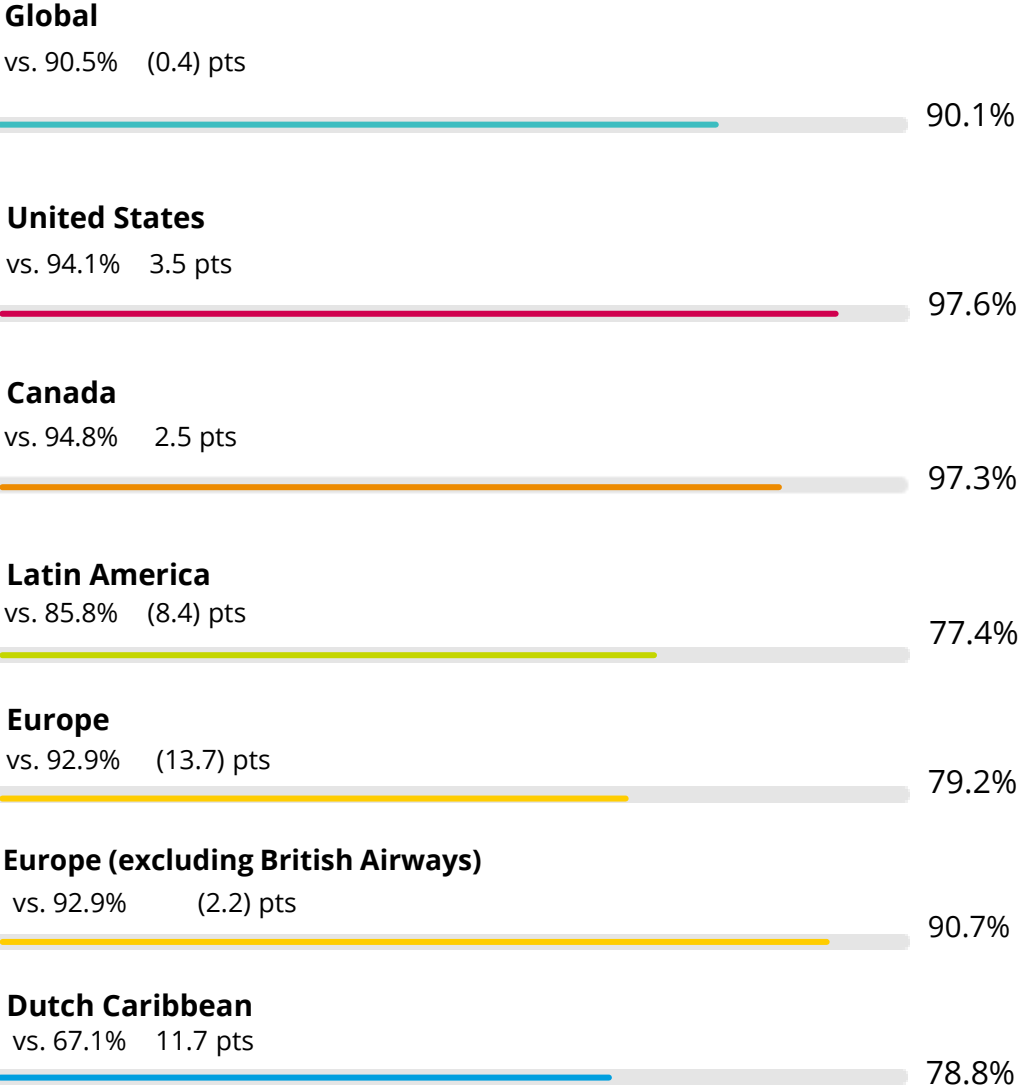
YTD August 2023 vs. 2019



Source: Aruba Airport Authority YTD Aug 2023 vs 2019

PASSENGER LOAD FACTOR (PLF) BY REGION

August 2023 vs 2019

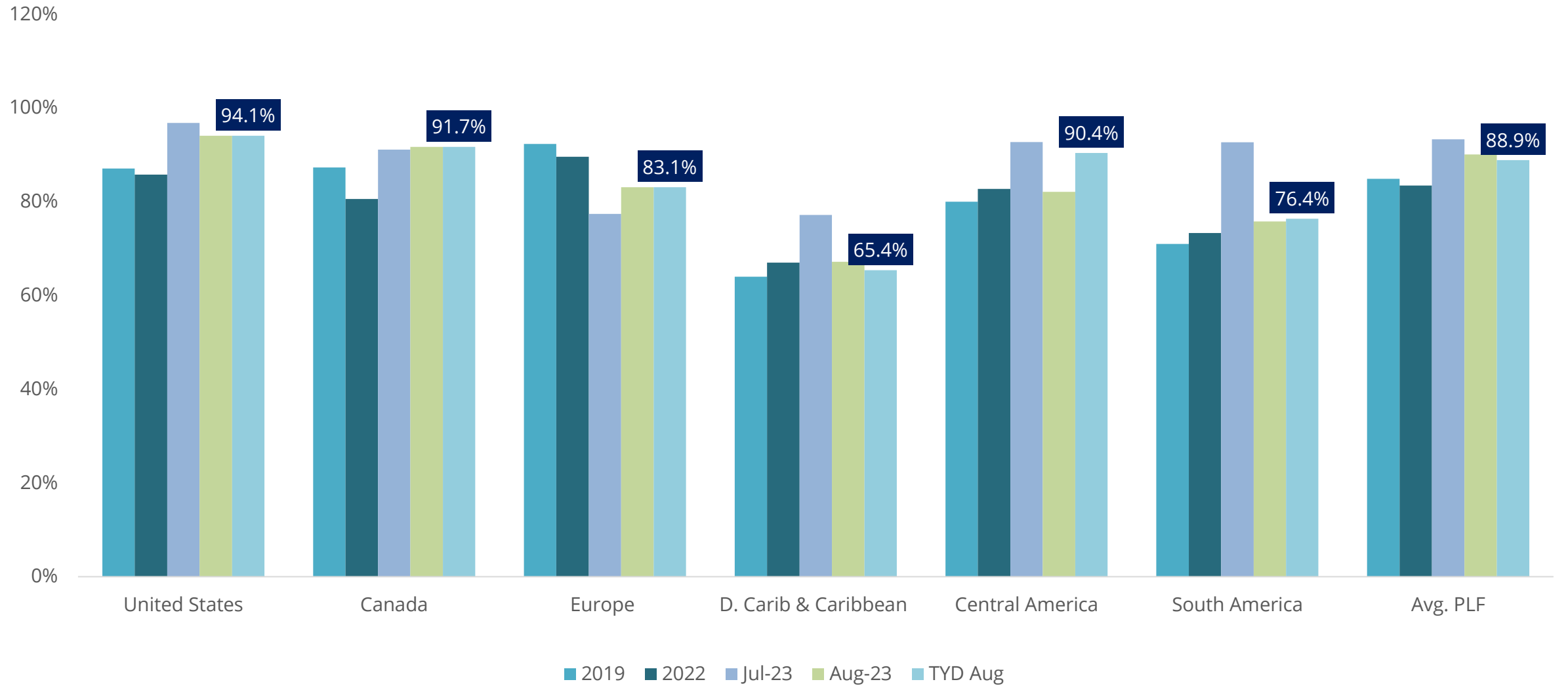


Source: Aruba Airport Authority Aug 2023 vs 2019



PASSENGER LOAD FACTOR (PLF) BY REGION

2021 - YTD August 2023



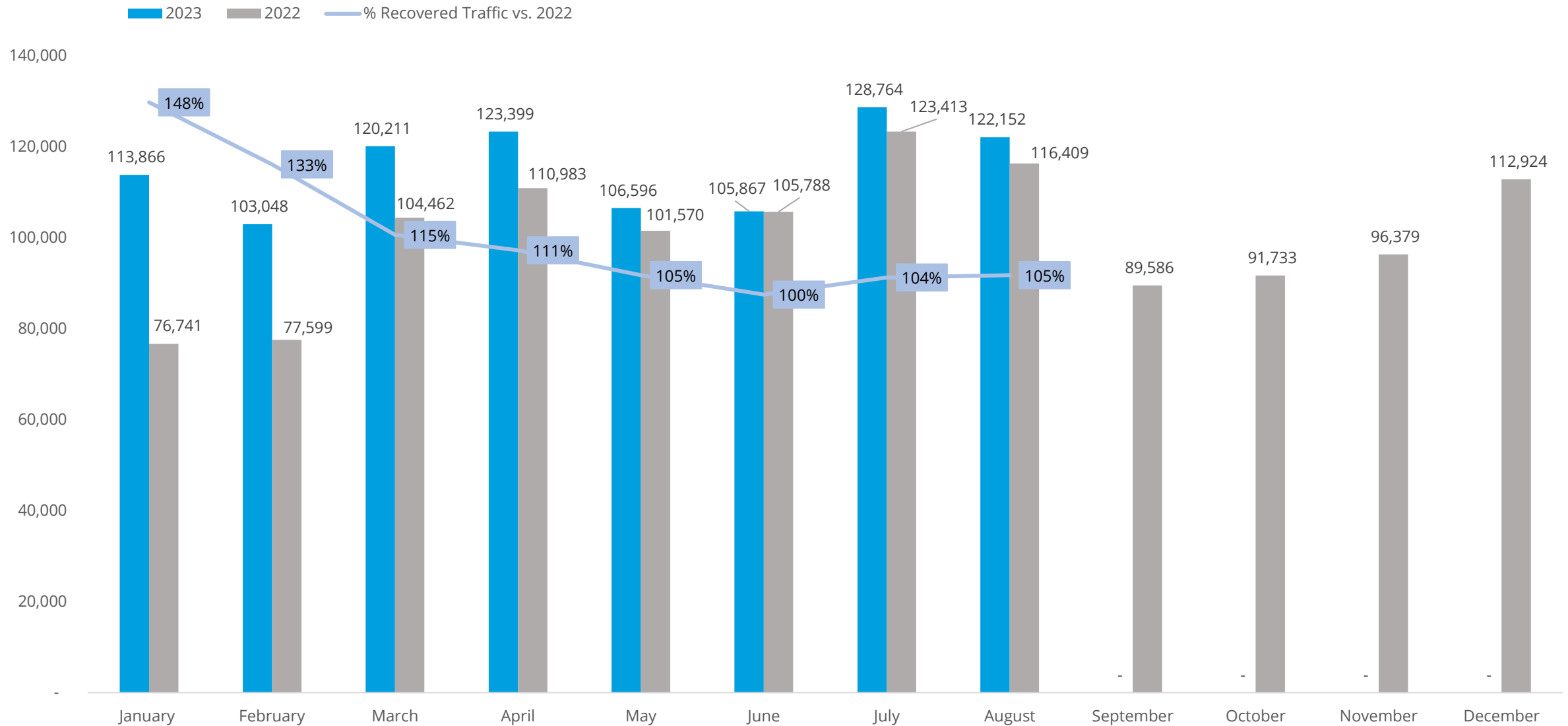


Passenger Traffic Data

Revenue Generating Passengers (RGP)


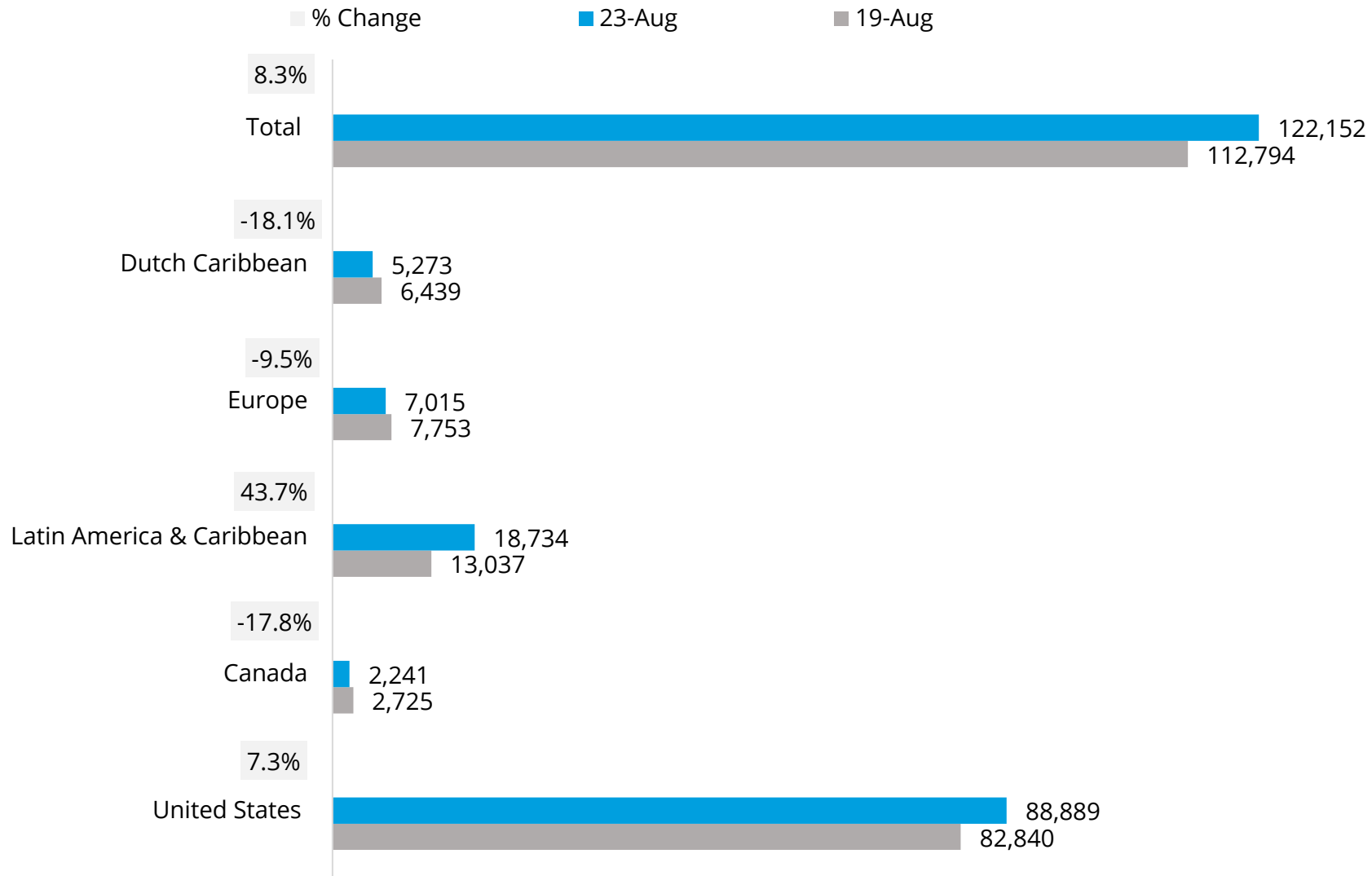
REVENUE GENERATING PASSENGERS (RGPs) BY REGION

Month-over-Month 2023 vs 2022



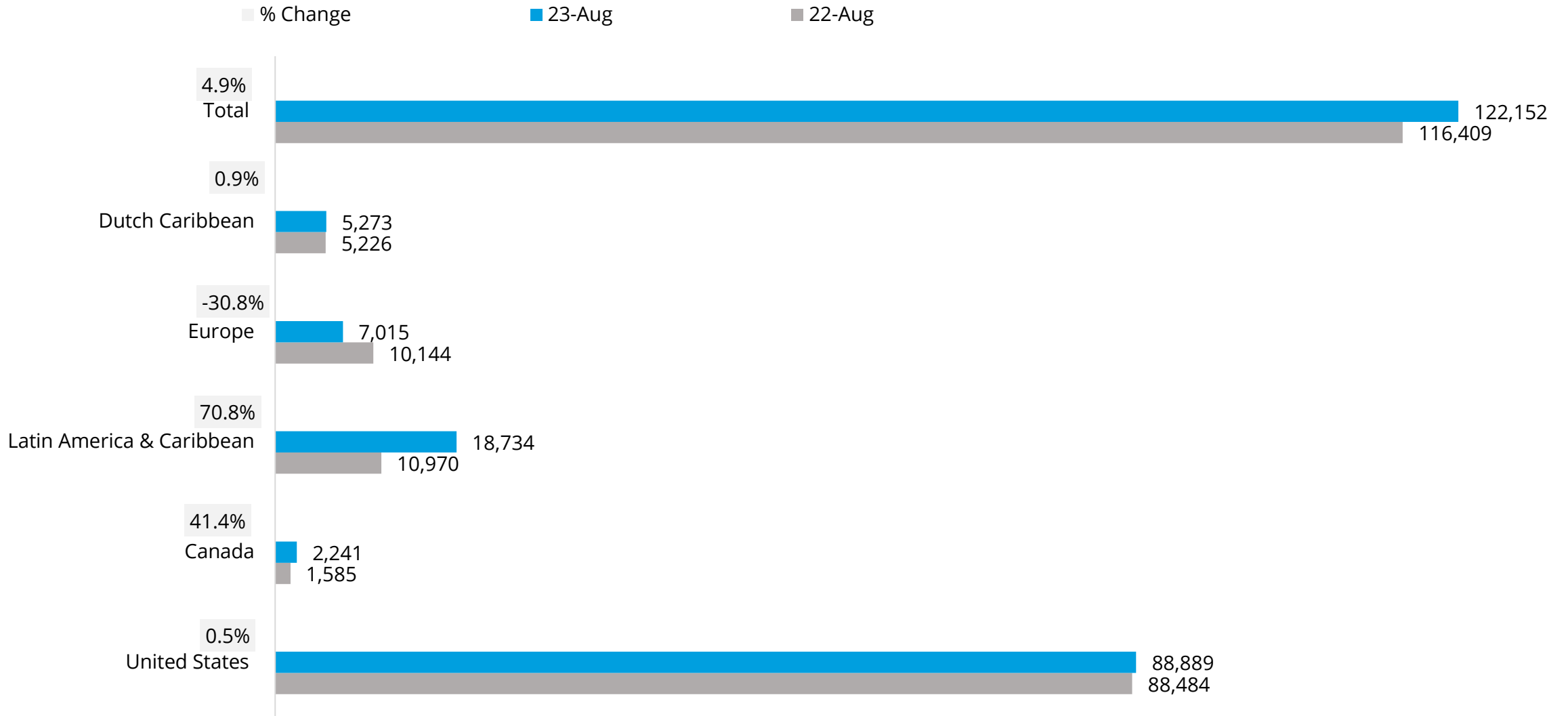
REVENUE GENERATING PASSENGERS (RGPs) BY REGION

August 23 vs. 19



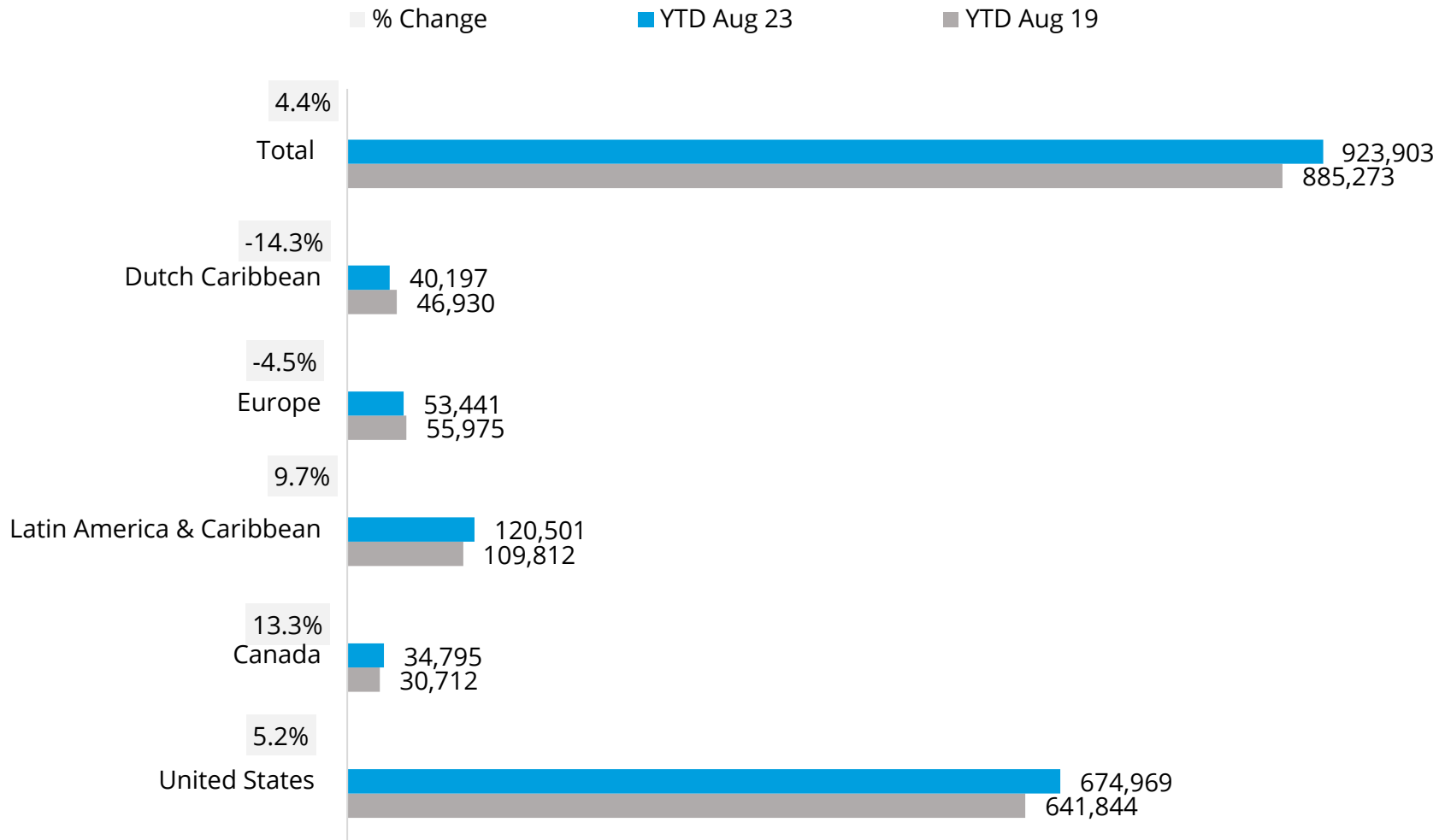
REVENUE GENERATING PASSENGERS (RGPs) BY REGION

August 23 vs. 22



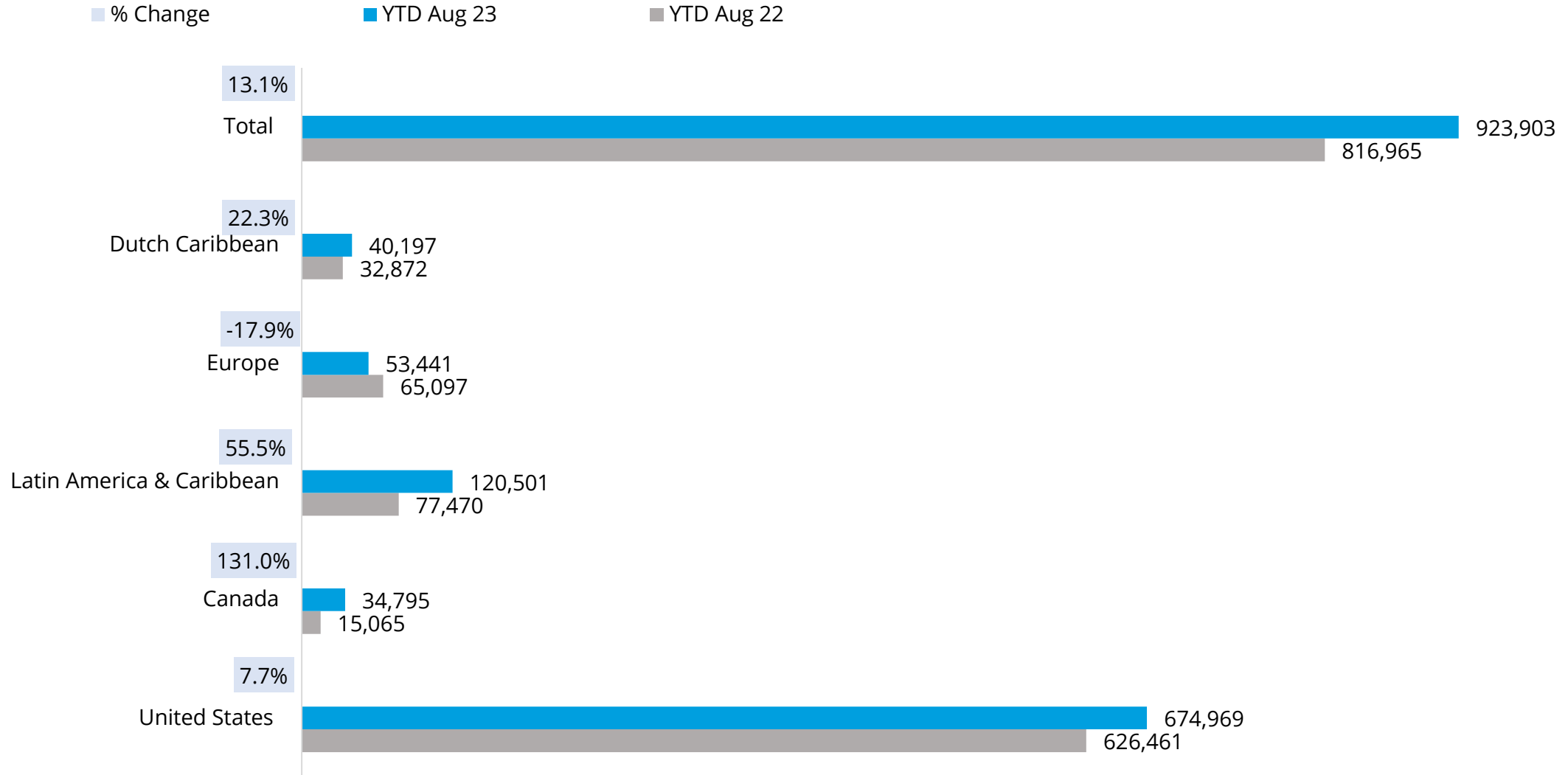
REVENUE GENERATING PASSENGERS (RGPs) BY REGION

YTD August 23 vs. 19



REVENUE GENERATING PASSENGERS (RGPs) BY REGION

YTD August 23 vs. 22










Airline Market Analysis

Market Share Insights

Market Share by Airline and Gateway

August 2023






Airline by Passenger Revenue		Market Share MoM
	JetBlue (B6)	23.6% 1.4 pts.
	American Airlines (AA)	22.3% 0.8 pts.
	United Airlines (UA)	12.3% (0.8) pts
	Delta Air Lines (DL)	8.9% 0.6 pts.
	Wingo (P5)	4.8% (1.1) pts.



Gateway by Seat Capacity	Market Share
New York (JFK, EWR, LGA)	25%
Amsterdam (AMS)	9%
Boston (BOS)	8%
Bogota (BOG)	8%
Miami (MIA)	7%

Market Share by Airline and Gateway

YTD August 2023

Airlines by Passenger Revenue		Market Share YTD August
	American Airlines (AA)	22.3%
	JetBlue (B6)	21.5%
	United Airlines (UA)	11.9%
	Delta Air Lines (DL)	11.1%
	Avianca (AV)	4.8%



Gateways by Seat Capacity	Market Share YTD August
New York (JFK, EWR, LGA)	21%
Boston (BOS)	10%
Amsterdam (AMS)	10%
Miami (MIA)	8%
Charlotte (CLT)	7%

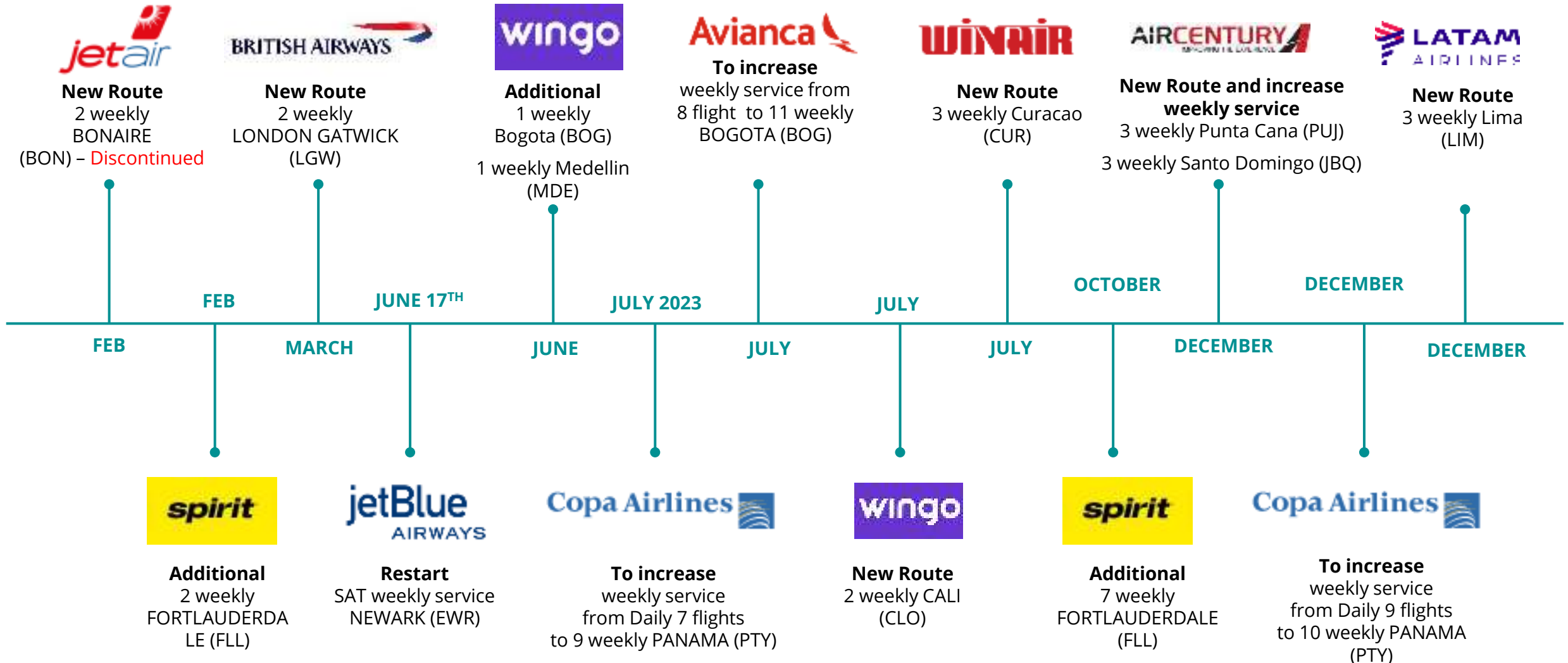


Air Service Development

Summer 2023 • Winter 2023-2024

New Routes and Frequency Increase

Scheduled Service 2023



North America Scheduled Service

Summer 2023 - Winter 2024

Continent	Gateways	Level of Service	Connections
Spirit	FLL	Daily (as of December)	HUB (entire network)
JetBlue	EWR BOS JFK	SAT to Daily 12 Weekly Flight to Doubly Daily 18 Weekly Flights	O/D & Hub
Delta Air Lines	ATL JFK BOS	Daily, Double Daily 5 Weekly to Daily Daily	Hub
United	EWR	Double Daily (2019 levels)	Hub
Southwest	BWI	2 nd SAT	Hub
Sun Country	MSP (seasonal)	SAT	O/D
American Airlines	MIA, CLT, PHL (seasonal) ORD,LGA (seasonal) DFW (seasonal)	Double Daily From SAT to 5 weekly to Daily SAT SAT	O/D & Hub
Air Canada	YYZ	Restart service in October increase from 3 weekly to 4 weekly in November	O/D
Westjet	YYZ	THU & SAT to 4 weekly in November	O/D
Sunwing	YYZ	From 1 weekly to 3 Weekly in December	O/D

Latin America Scheduled Service

Summer 2023 - Winter 2024

Continent	Gateways	Level of Service	Connections
Avianca	BOG	11 Weekly Flights	O/D & HUB
Wingo	BOG MDE <i>(seasonal)</i> CLO <i>(seasonal)</i>	3 weekly 2/3 weekly 2 weekly flights (Dec + Jan)	O/D
LATAM	LIM	3 Weekly Flights	O/D
Surinam Airways	PBM	3 Weekly Flights	O/D
Copa Airlines	PTY	9 Weekly Flights 10 Weekly Flights <i>(as of November)</i>	O/D & HUB

Europe Scheduled Service

Summer 2023 - Winter 2024

Continent	Gateways	Level of Service	Connections
KLM	AMS	Daily	O/D & HUB
TUI	AMS	3 weekly	O/D
SunClass Airlines	ARN	Bi-weekly (Winter Season Service)	Charter
British Airways	ANU LGW	2 weekly Service THU & SUN Change in days of the week in November WED SUN	O/D & HUB

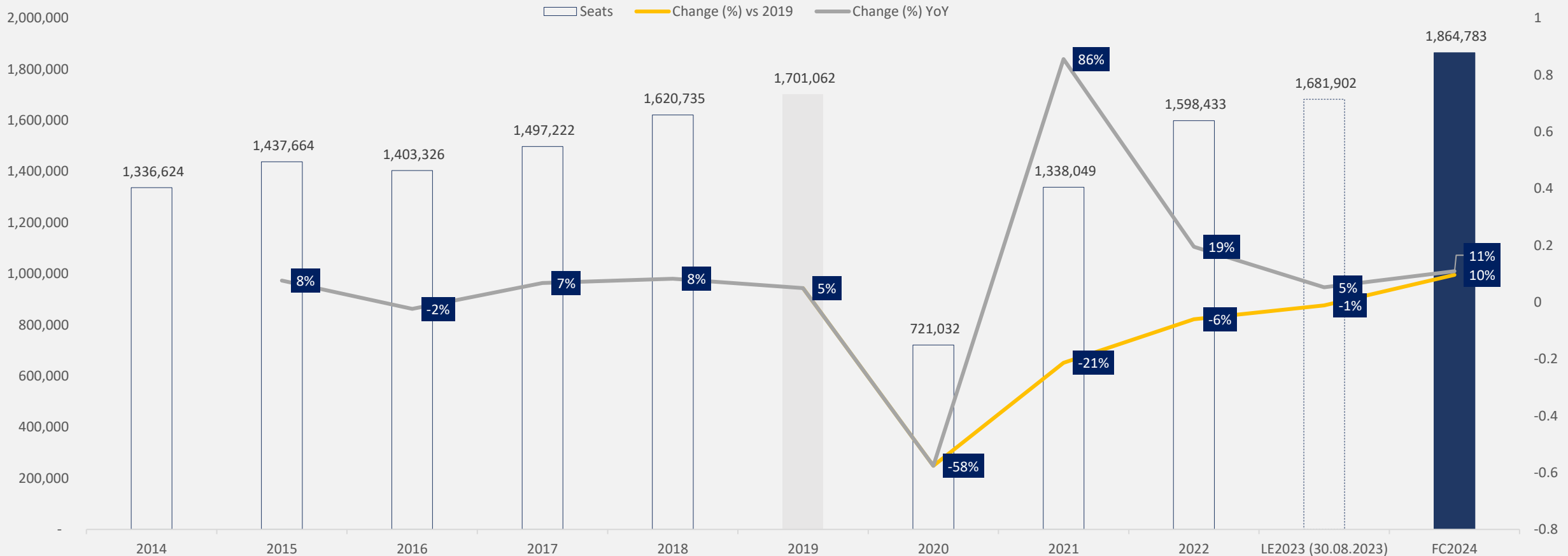


Air Seat Capacity

Latest Estimate 2023 & Forecast 2024

Global Air Seat Capacity Forecast

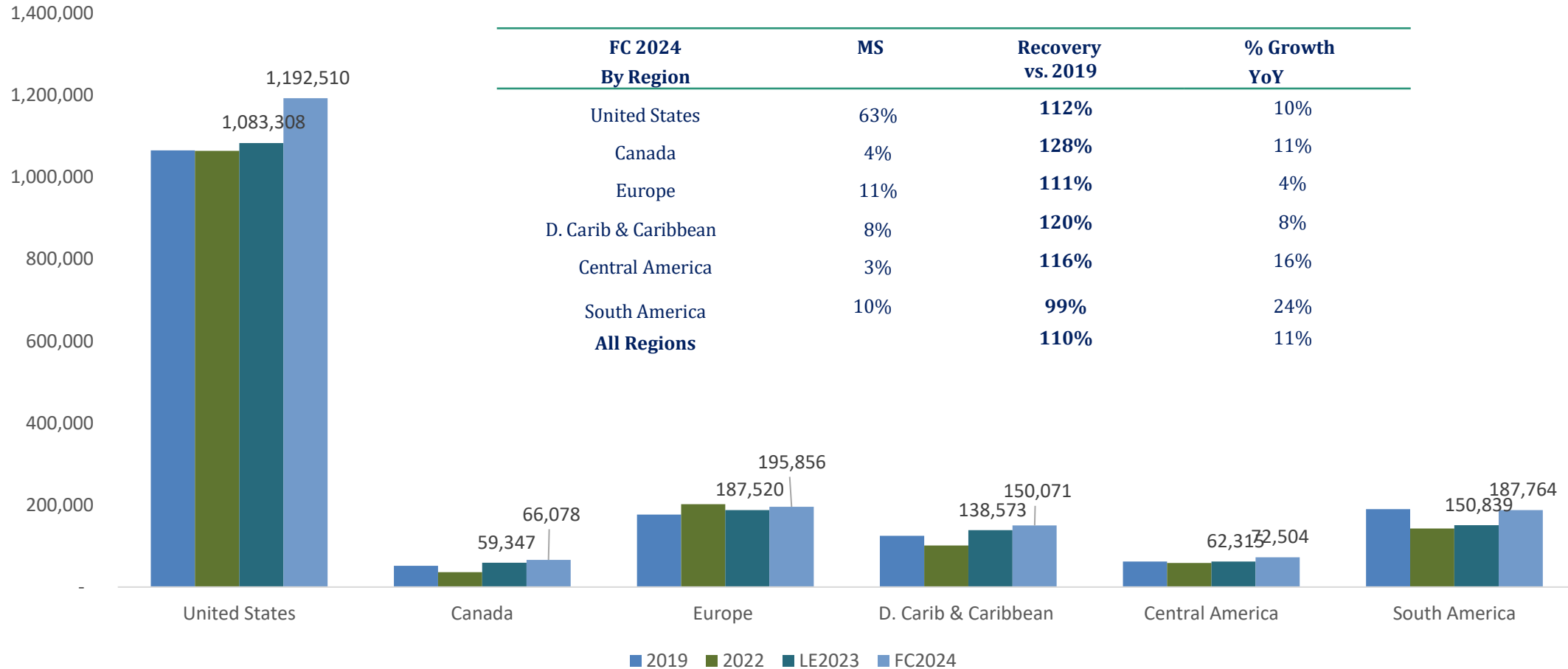
AUA airline seat capacity forecast recovery vs 2019 to be back to **110%** by the end of 2024



Source: Aruba Airport Authority, Diao/Cirium – 30.08.2023
Including charter flights

Scheduled Airline Seat Capacity by Region

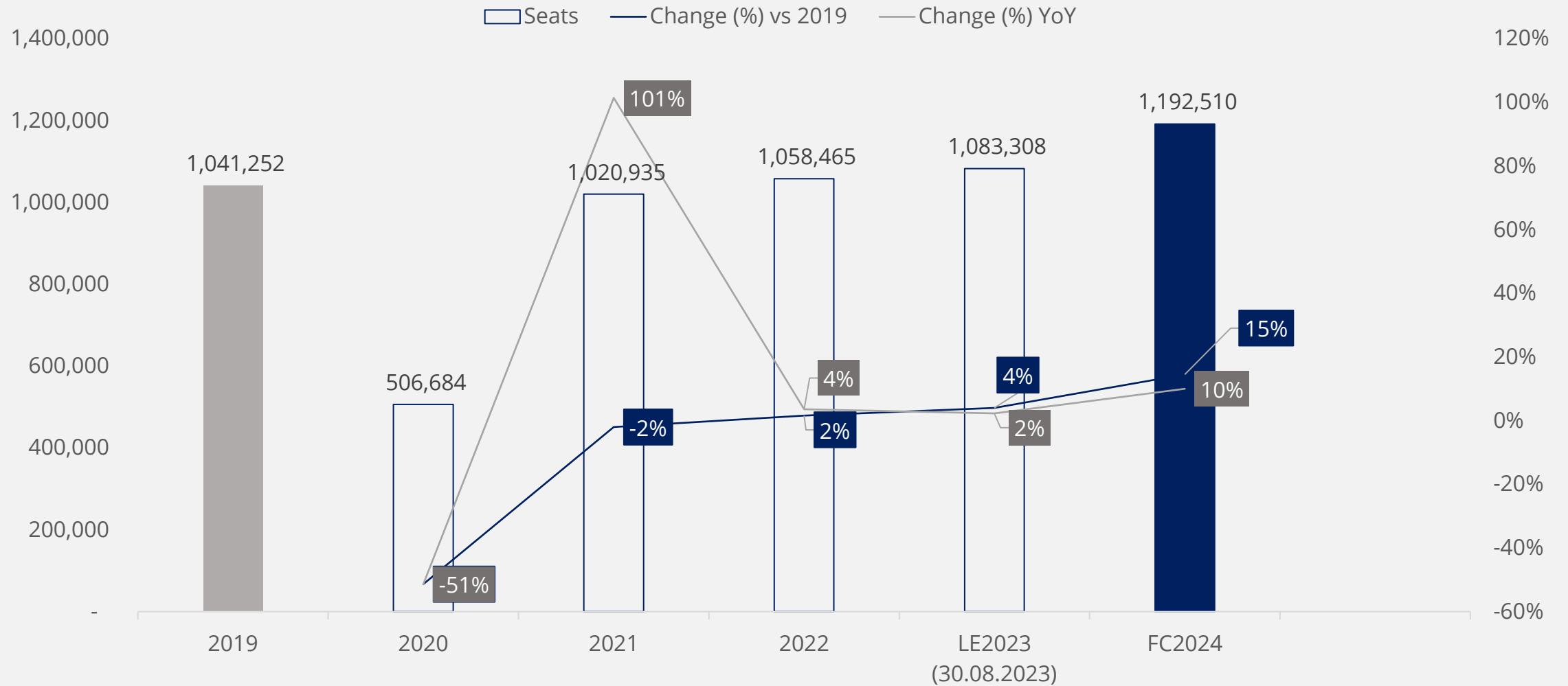
Seat Capacity expansion on an annual basis across all regions



Source: Aruba Airport Authority, Dii/Cirium – 30.08.2023
Including charter flights

Air Seat Capacity Forecast US Market

AUA airline seat capacity forecast recovery vs 2019 to be back to **115%** by the end of 2024

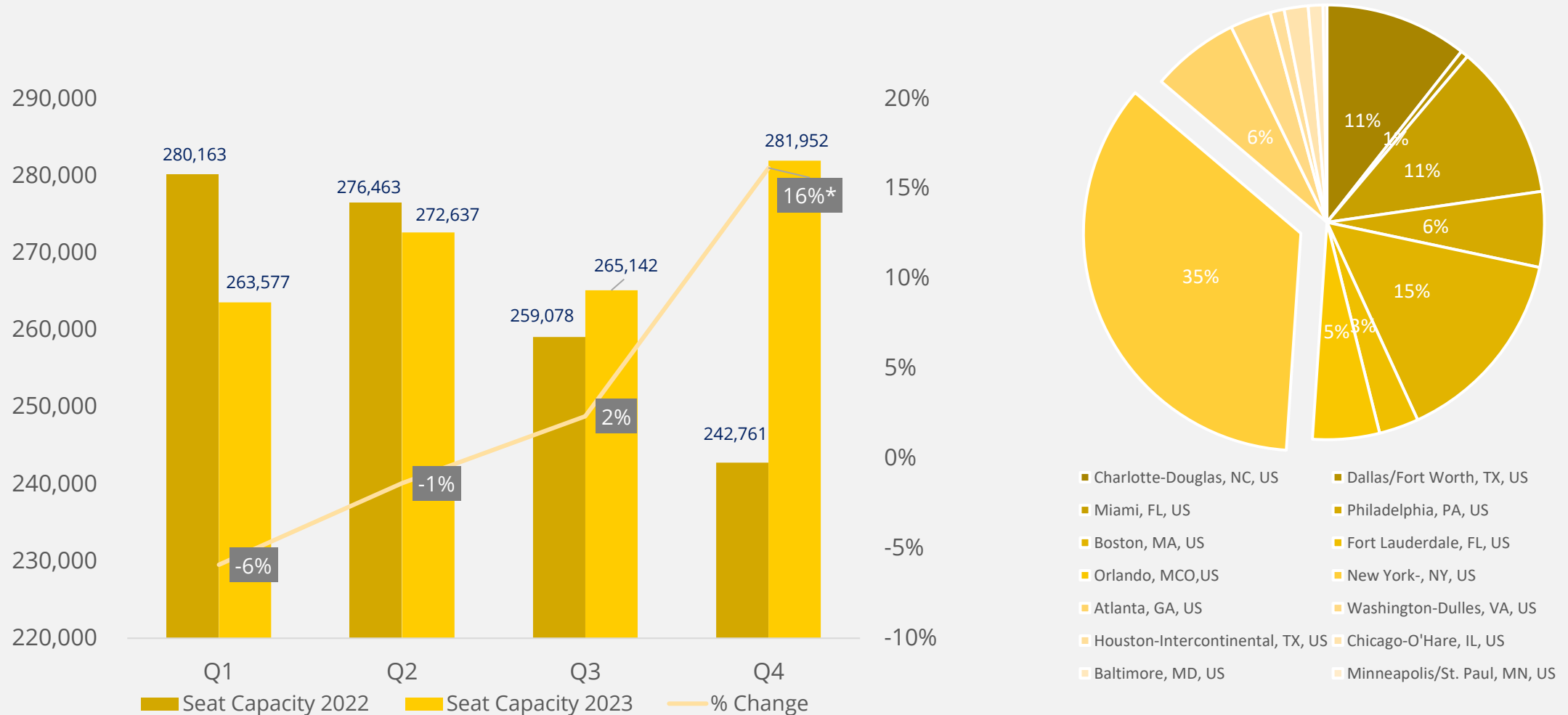


Source: Aruba Airport Authority, Diao/Cirium – 30.08.2023
Including charter flights

Available seat capacity by Quarter

Q4 significant increase in seats

LE2023



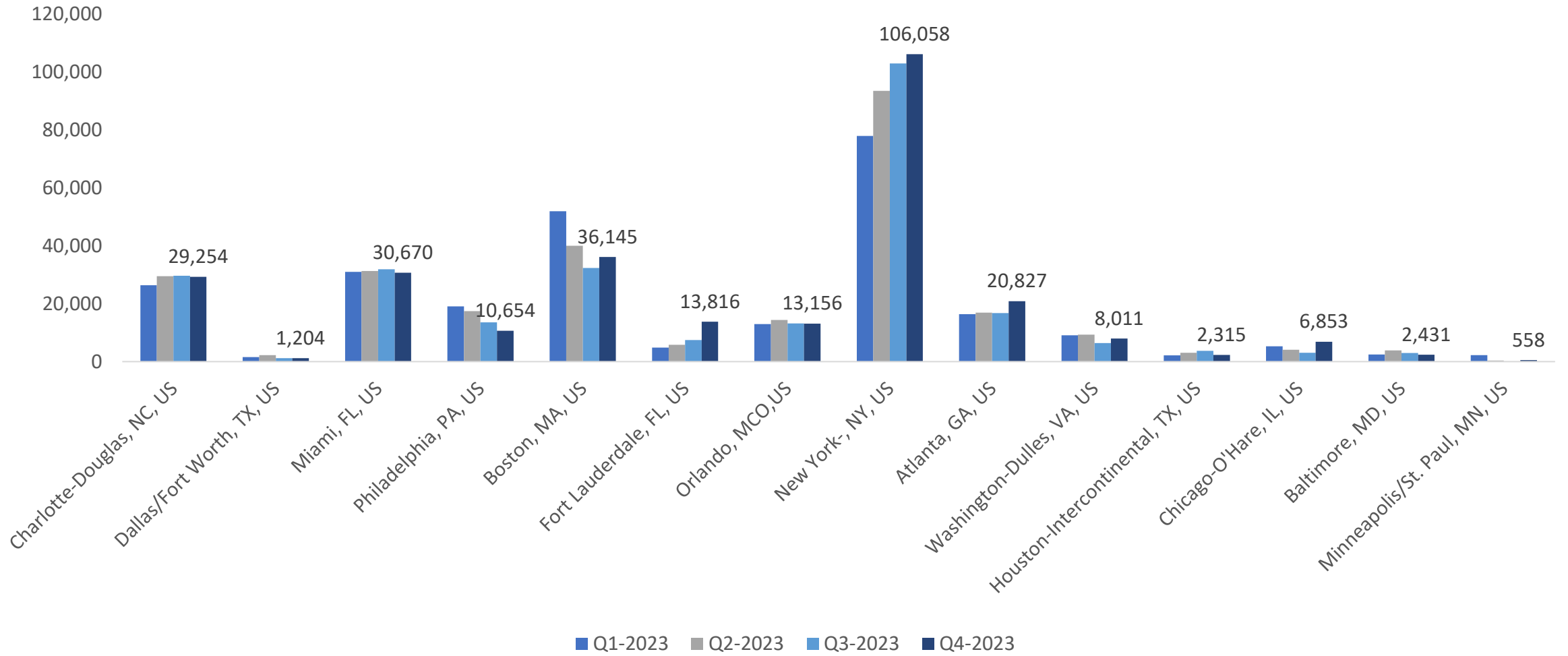
Source: Aruba Airport Authority, Diiio/Cirium – 30.08.2023

*Subject to Change

Air Seat Capacity by Market

New York remains the largest market in terms of available airline seats

LE2023



Source: Aruba Airport Authority, Diao/Cirium – 08.30.2023
Including charter flights

Q4-2023: Available Seat Capacity US Market

MoM growth compared to 2022

2023-Q4

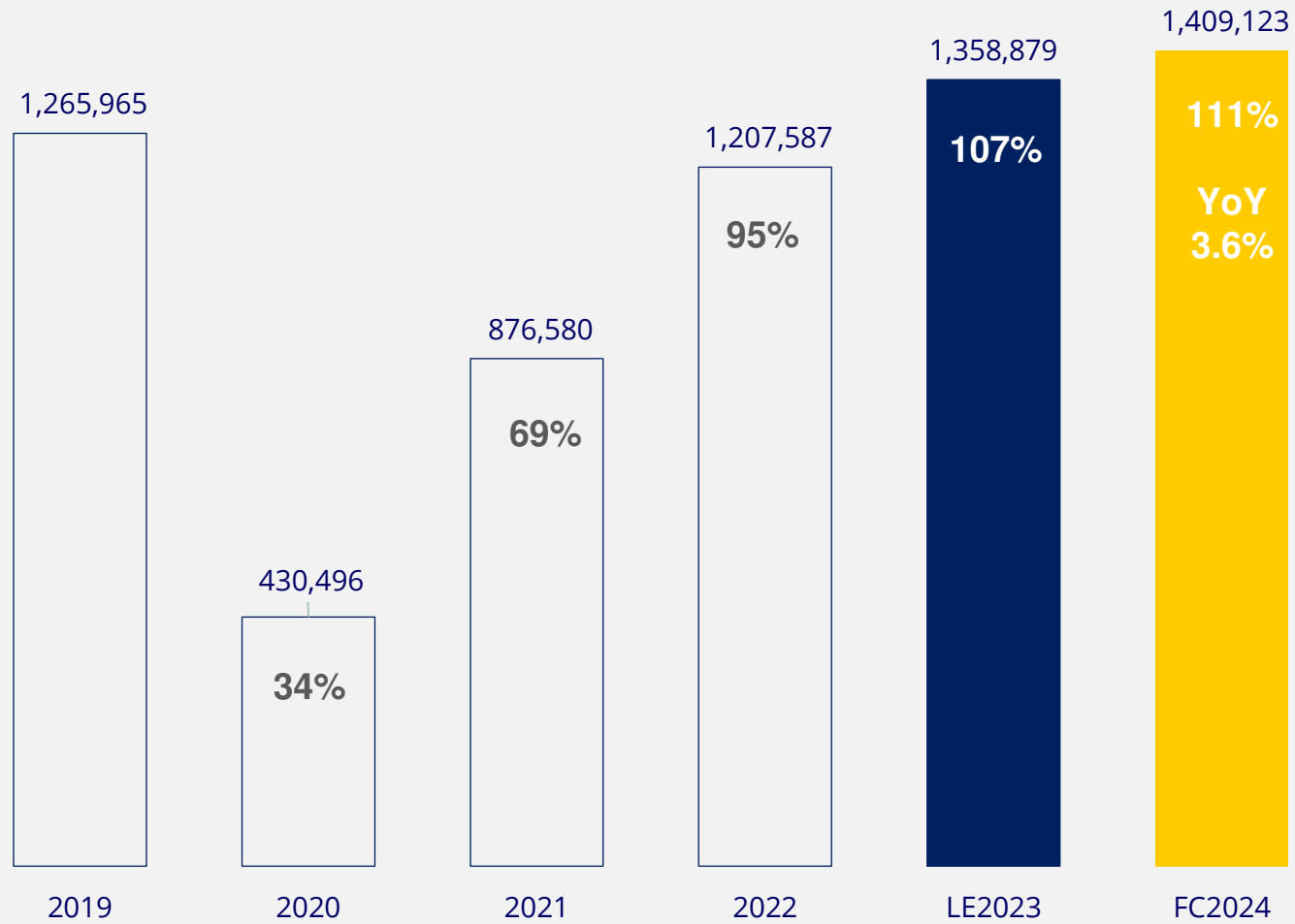
Region	FC2023	2022	Abs. Diff	% Diff
October	78,662	67,414	11,248	17%
November	91,293	78,396	12,897	16%
December	111,997	96,951	15,046	16%
Total 2023-Q4	281,952	242,761	39,191	16%

Source: Aruba Airport Authority, Diao/Cirium – 30.08.2023
Excluding charter flights

Air Passenger Forecast

Yearly Revenue Generating Passengers (RGP)

LE2023



Source: Aruba Airport Authority - Updated 30.08.2023

Change(%) vs 2019

WEEKLY FLIGHT SCHEDULE

Period: SEPTEMBER 2023 – APRIL 2024

LINK: <https://www.airportaruba.com/flight-schedules>

Last Update: SEP 14, 2023

**Flight Schedules are subject to change*

WEEKLY FLIGHT SCHEDULE | SEPTEMBER 2023 - APRIL 2024



United States

Airline	Destination	SEP	OCT	NOV	DEC	JAN	FEB	MAR	APR
American Airlines	Miami <i>Frequency increases to Double Daily in September and October</i>	14 Double Daily	14 Double Daily	13 2-MON TUE 2-WED THU FRI SAT SUN	13 (-1) 2-MON TUE 2-WED THU FRI SAT SUN	14 Double Daily	14 Double Daily	14 Double Daily	14 Double Daily
	Charlotte	12 2-MON TUE WED 2-THU 2-FRI 2-SAT 2-SUN	14 Double Daily	12 2-MON TUE WED 2-THU 2-FRI 2-SAT 2-SUN	10 (-4) 2-MON 2-THU 2-FRI 2-SAT 2-SUN	12 2-MON TUE WED 2-THU 2-FRI 2-SAT 2-SUN	14 (+2) Double Daily	14 Double Daily	14 Double Daily
	Philadelphia <i>Frequency increases in November, December, and February</i>	1 SAT	1 SAT	5 THU FRI 2-SAT SUN	7 Daily	7 Daily	8 MON TUE WED THU FRI 2-SAT SUN	8 MON TUE WED THU FRI 2-SAT SUN	7 (-1) Daily
	Chicago Seasonal Service	x	x	1 SAT	1 SAT	1 SAT	1 SAT	1 SAT	1 SAT
	La Guardia – New York Seasonal Service	x	x	1 SAT	1 SAT	x	1 SAT	1 SAT	1 SAT
	Dallas Seasonal Service	x	x	1 SAT	1 SAT	x	1 SAT	1 SAT	1 SAT

WEEKLY FLIGHT SCHEDULE | SEPTEMBER 2023 - APRIL 2024

United States

Airline	Destination	SEP	OCT	NOV	DEC	JAN	FEB	MAR	APR
United	Newark	14 Double Daily	14 Double Daily	14 Double Daily	14 Double Daily	14 Double Daily	14 Double Daily	14 Double Daily	14 Double Daily
	Houston	1 SAT	1 SAT	1 SAT	1 SAT	1 SAT	1 SAT	1 SAT	1 SAT
	Washington <i>Frequency increases in November</i>	1 SAT	2 SAT SUN	4 TUE THU SAT SUN	4 TUE THU SAT SUN	4 TUE THU SAT SUN	4 TUE THU SAT SUN	4 TUE THU SAT SUN	4 TUE THU SAT SUN
	Chicago <i>Frequency increases in March</i>	x	x	2 SAT SUN	4 (+2) THU FRI SAT SUN	2 SAT SUN	2 SAT SUN	3 FRI SAT SUN	3 (+1) FRI SAT SUN

WEEKLY FLIGHT SCHEDULE | SEPTEMBER 2023 - APRIL 2024

United States

Airline	Destination	SEP	OCT	NOV	DEC	JAN	FEB	MAR	APR
JetBlue	Boston	12 MON TUE WED THU 2-FRI 4-SAT 2-SUN	12 MON TUE WED THU 2-FRI 4-SAT 2-SUN	14 2-MON 2-TUE WED 2-THU 2-FRI 3-SAT 2-SUN	16 (+2) 2-MON 2-TUE WED 2-THU 3-FRI 3-SAT 3-SUN	12 MON TUE WED THU 2-FRI 4-SAT 2-SUN	22 (+4) 3-MON 3- TUE 3- WED 3-THU 3-FRI 4-SAT 3-SUN	22 (+6) 3-MON 3- TUE 3- WED 3-THU 3-FRI 4-SAT 3-SUN	22 (+6) 3-MON 3-TUE 3-WED 3-THU 3-FRI 4-SAT 3- SUN
	New York - JFK	18 2-MON 2-TUE 2- WED 2-THU 3-FRI 4-SAT 3- SUN	18 2-MON 2-TUE 2-WED 2-THU 3-FRI 4-SAT 3- SUN	18 2-MON 2-TUE 2-WED 2-THU 3-FRI 4-SAT 3- SUN	18 2-MON 2-TUE 2-WED 2-THU 3-FRI 4-SAT 3- SUN	18 2-MON 2-TUE 2-WED 2-THU 3-FRI 4-SAT 3- SUN	21 (+3) 3-MON 3- TUE 3- WED 3-THU 3-FRI 3-SAT 3-SUN	21 (+3) 3-MON 3- TUE 3- WED 3-THU 3-FRI 3-SAT 3-SUN	21 (+3) 3-MON 3-TUE 3-WED 3-THU 3-FRI 3-SAT 3- SUN
	Newark	1 SAT	1 SAT	7 Daily	7 Daily	7 Daily	7 Daily	1 (-3) SAT	1 (-3) SAT
Delta Air Lines	Atlanta	7 Daily	7 Daily	7 Daily	9 (+2) MON TUE WED THU FRI 2-SAT 2-SUN	14 Double Daily	14 Double Daily	14 Double Daily	14 Double Daily
	New York - JFK	5 MON THU FRI SAT SUN	5 MON THU FRI SAT SUN	7 Daily	7 Daily	8 Daily and 2nd SAT	8 Daily and 2nd SAT	8 Daily and 2nd SAT	7 (-1) Daily and 2nd SAT
	Boston				2 SAT SUN	7 Daily	7 Daily	7 Daily	7 Daily
	Seasonal Service Restarts Dec 16, 2023								

WEEKLY FLIGHT SCHEDULE | SEPTEMBER 2023 - APRIL 2024

United States

Airline	Destination	SEP	OCT	NOV	DEC	JAN	FEB	MAR	APR
Southwest	Baltimore	1 SAT	2 SAT SUN	1 SAT	1 SAT	2 SAT SUN	2 SAT SUN	2 SAT SUN	2 SAT SUN
Southwest	Orlando	7 Daily	7 Daily	7 Daily	7 Daily	7 Daily	7 Daily	7 Daily	7 Daily
Spirit	Fort Lauderdale <i>Frequency increases to daily in December</i>	4 WED THU SAT SUN	7 (+5) Daily	7 (+2) Daily	7 Daily	7 Daily	7 Daily	7 Daily	7 Daily
Sun Country	Minneapolis <i>Restart Service Dec 16, 2023</i>	x	x	x	1 SAT	1 SAT	1 SAT	1 SAT	x

WEEKLY FLIGHT SCHEDULE | SEPTEMBER 2023 - APRIL 2024

Canada

Airline	Destination	SEP	OCT	NOV	DEC	JAN	FEB	MAR	APR
Air Canada	Toronto <i>Restart Service on October 29</i>	x	2 SUN MON	3 MON FRI SUN	4 MON WED FRI SUN	3 MON FRI SUN	3 MON FRI SUN	4 (-2) MON WED FRI SUN	3 MON FRI SUN
Westjet	Toronto <i>Frequency increases in December</i>	2 THU SAT	3 WED THU FRI	4 TUE FRI SAT SUN	5 TUE THU FRI SAT SUN	5 (+1) TUE WED THU SAT SUN	6 (+1) TUE WED THU FRI SAT SUN	6 TUE WED THU FRI SAT SUN	5 TUE THU FRI SAT SUN
Sunwing	Toronto	1 MON	1 MON	2 MON SAT	3 (+1) MON SAT SUN	3 MON SAT SUN	3 MON SAT SUN	3 MON SAT SUN	2 (-1) MON SAT

WEEKLY FLIGHT SCHEDULE | SEPTEMBER 2023 - APRIL 2024

Europe

Airline	Destination	SEP	OCT	NOV	DEC	JAN	FEB	MAR	APR
KLM	Amsterdam (via BON)	6 (-1) MON WED THU FRI SAT SUN	7 Daily	7 Daily	7 Daily	7 Daily	7 Daily	7 Daily	7 Daily
TUI NL	Amsterdam (via CUR) <i>New days of the week starts in November 2023</i>	3 MON THU SAT	3 MON THU SAT	3 MON THU SUN	3 MON THU SUN	3 MON THU SUN	3 MON THU SUN	3 MON THU SUN	3 MON THU SUN
Sunclass Airlines	Stockholm (ARN) <i>Seasonal Service starts Oct 29, 2023</i>	x	1 Bi-weekly SUN	1 Bi-weekly SUN	1 Bi-weekly SUN	1 Bi-weekly SUN	1 Bi-weekly SUN	1 Bi-weekly SUN	X
British Airways	London Gatwick (via ANU) <i>New days of the week starts on November 01, 2023, an April 2024</i>	2 THU SUN	2 THU SUN	2 WED SUN	2 WED SUN	2 WED SUN	2 WED SUN	2 WED SUN	2 THU SUN

WEEKLY FLIGHT SCHEDULE | SEPTEMBER 2023 - APRIL 2024

Latin America

Airline	Destination	SEP	OCT	NOV	DEC	JAN	FEB	MAR	APR
Avianca	Bogota	11 2-MON TUE WED 2- THU FRI 2-SAT SUN	11 2-MON TUE WED 2- THU FRI 2- SAT SUN	11 2-MON TUE WED 2- THU FRI 2- SAT SUN	11 2-MON TUE WED 2- THU FRI 2- SAT SUN	11 2-MON TUE WED 2- THU FRI 2- SAT SUN	11 2-MON TUE WED 2- THU FRI 2- SAT SUN	11 2-MON TUE WED 2- THU FRI 2- SAT SUN	11 2-MON TUE WED 2- THU FRI 2- SAT SUN
Copa	Panama <i>Frequency increases in November</i>	9 MON TUE WED 2- THU 2-FRI SAT SUN	9 MON TUE WED 2-THU 2-FRI SAT SUN	10 2-MON TUE WED 2-THU 2-FRI SAT SUN	10 2-MON TUE WED 2-THU 2-FRI SAT SUN	10 2-MON TUE WED 2-THU 2-FRI SAT SUN	10 2-MON TUE WED 2-THU 2-FRI SAT SUN	10 2-MON TUE WED 2-THU 2-FRI SAT SUN	10 2-MON TUE WED 2-THU 2-FRI SAT SUN
Surinam Airways	Paramaribo (via CUR)	3 MON WED FRI	3 MON WED FRI	3 MON WED FRI	3 MON WED FRI	3 MON WED FRI	3 MON WED FRI	3 MON WED FRI	3 MON WED FRI
Wingo	Bogota	3 TUE THU SUN	3 TUE THU SUN	3 TUE THU SUN	3 TUE THU SUN	3 TUE THU SUN	3 TUE THU SUN	3 TUE THU SUN	3 TUE THU SUN
Wingo	Medellin <i>Frequency increases in December</i>	2 (-2) WED SAT	3 (+1) TUE WED SAT	2 TUE SAT	3 (+1) TUE THU SAT	3 (+1) TUE THU SAT	3 (+1) TUE THU SAT	3 (+1) TUE THU SAT	3 (+1) TUE THU SAT
Wingo	Cali Seasonal Service	x	x	x	2 WED SAT	2 WED SAT	x	x	x
LATAM	Lima <i>New Route Starts on December 02, 2023</i>				3 THU SAT SUN	3 THU SAT SUN	3 THU SAT SUN	3 THU SAT SUN	3 THU SAT SUN

WEEKLY FLIGHT SCHEDULE | SEPTEMBER 2023 - APRIL 2024

Caribbean

Airline	Destination	SEP	OCT	NOV	DEC	JAN	FEB	MAR	APR
Sky High	St. Domingo (SDQ) <i>(via CUR on FRI)</i>	3 WED FRI SUN	3 WED FRI SUN	3 WED FRI SUN	3 WED FRI SUN	3 WED FRI SUN	3 WED FRI SUN	3 WED FRI SUN	3 WED FRI SUN
Air Century	Punta Cana (PUJ) <i>New Route starts December 15, 2023</i>				3 MON WED FRI	3 MON WED FRI	3 MON WED FRI	3 MON WED FRI	3 MON WED FRI
Air Century	St. Domingo (JBQ) <i>Additional frequency in December</i>	2 WED SUN	2 WED SUN	2 WED SUN	3 (+) MON WED FRI	3 (+) MON WED FRI	3 (+) MON WED FRI	3 (+) MON WED FRI	3 (+) MON WED FRI
Arajet	St. Domingo (SDQ) <i>(via CUR)</i> <i>New days of the week starts in November 2023</i>	2 TUE SAT	2 TUE SAT	2 WED SAT	2 WED SAT	2 WED SAT	2 WED SAT	2 WED SAT	2 WED SAT

WEEKLY FLIGHT SCHEDULE | SEPTEMBER 2023 - APRIL 2024

Dutch Caribbean

Airline	Destination	SEP	OCT	NOV	DEC	JAN	FEB	MAR	APR
Divi Divi Air	Curacao	46 7-MON 7-TUE 7-WED 7-THU 7-FRI 6-SAT 5-SUN	46 7-MON 7-TUE 7-WED 7-THU 7-FRI 6-SAT 5-SUN	46 7-MON 7-TUE 7-WED 7-THU 7-FRI 6-SAT 5-SUN	46 7-MON 7-TUE 7-WED 7-THU 7-FRI 6-SAT 5-SUN	46 7-MON 7-TUE 7-WED 7-THU 7-FRI 6-SAT 5-SUN	46 7-MON 7-TUE 7-WED 7-THU 7-FRI 6-SAT 5-SUN	46 7-MON 7-TUE 7-WED 7-THU 7-FRI 6-SAT 5-SUN	46 7-MON 7-TUE 7-WED 7-THU 7-FRI 6-SAT 5-SUN
EZ Air	Curacao	14 3-MON 2- TUE 3-WED 2- THU 3- FRI SUN	14 3-MON 2-TUE 3-WED 2-THU 3-FRI SUN	14 3-MON 2-TUE 3-WED 2-THU 3-FRI SUN	14 3-MON 2-TUE 3-WED 2-THU 3-FRI SUN	14 3-MON 2-TUE 3-WED 2-THU 3-FRI SUN	14 3-MON 2-TUE 3-WED 2-THU 3-FRI SUN	14 3-MON 2-TUE 3-WED 2-THU 3-FRI SUN	14 3-MON 2-TUE 3-WED 2-THU 3-FRI SUN
Jetair	Curacao <i>Restart Service on Nov 01st, 2023</i>	TBC	TBC	12 2-MON 2-TUE 2-WED 2-THU 2-FRI 2-SUN	12 2-MON 2-TUE 2-WED 2-THU 2-FRI 2-SUN	12 2-MON 2- TUE 2-WED 2-THU 2-FRI 2-SUN	12 2-MON 2-TUE 2-WED 2-THU 2-FRI 2-SUN	12 2-MON 2-TUE 2-WED 2-THU 2-FRI 2-SUN	12 2-MON 2-TUE 2-WED 2-THU 2-FRI 2-SUN
EZ Air	Bonaire	3 TUE WED THU	3 TUE WED THU	3 TUE WED THU	3 TUE WED THU	3 TUE WED THU	3 TUE WED THU	3 TUE WED THU	3 TUE WED THU
Winair	Sint Maarten (via CUR)	3 MON WED FRI	3 MON WED FRI	3 MON WED FRI	3 MON WED FRI	3 MON WED FRI	3 MON WED FRI	3 MON WED FRI	3 MON WED FRI



LET'S STAY CONNECTED

For any questions related to the report and/or additional information requests please contact

Jo-Anne Meaux Arends
Aviation Business Development Executive
j.arends@airportaruba.com

