

# ARUBA AIRPORT MONTHLY TRAFFIC STATISTICS

SEPTEMBER 2023



# Dashboard

Aruba Airport Authority



**40+**

Stores &  
Restaurants



**260**

Parking  
Spaces



**41 K**

m2 of Area



**8**

Jet Bridges  
(PBBs)



**2.6M**

Passengers  
Year capacity



**4**

Passenger Security  
Screening Lanes



**21**

Aircraft  
Positions



Capacity to Operate

**40K**

Aircraft movements  
per year (Inbound and  
Outbound)



# North America Gateways and Main Feeders Cities

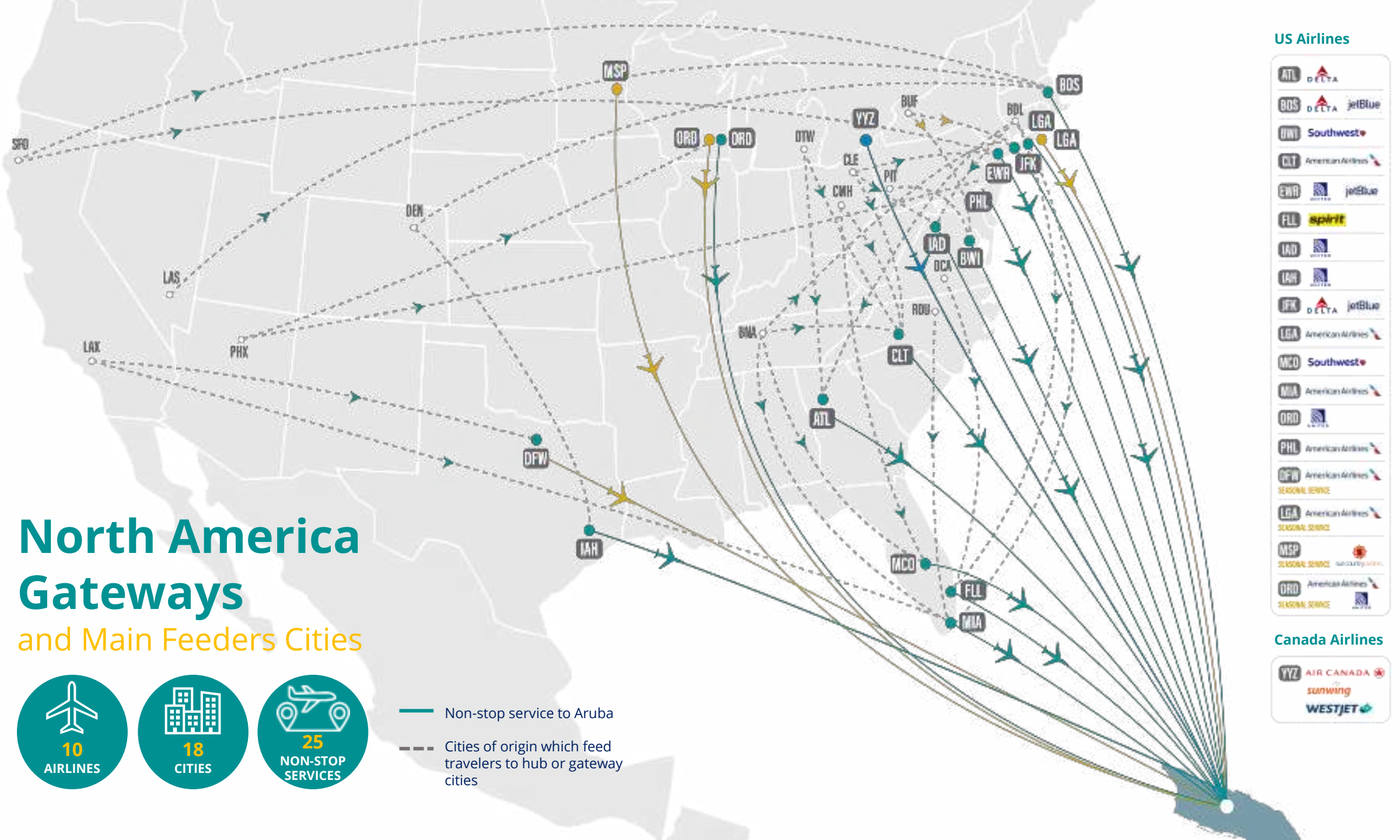
10 AIRLINES

18 CITIES

25 NON-STOP SERVICES

— Non-stop service to Aruba

- - - Cities of origin which feed travelers to hub or gateway cities



# Latin America, Caribbean, Dutch Caribbean & Europe Gateways and Main Feeders Cities

## and Main Feeders Cities

— Non-stop service to Aruba

- - - Cities of origin which feed travelers to hub or gateway cities

### Latin America Airlines

BOG	Aerolíneas Argentinas
BOG	wingo
CLO	wingo
PBM	Avianca
LIM	LATAM AIRLINES
MDE	wingo
PTY	Costa Airlines

### Europe Airlines

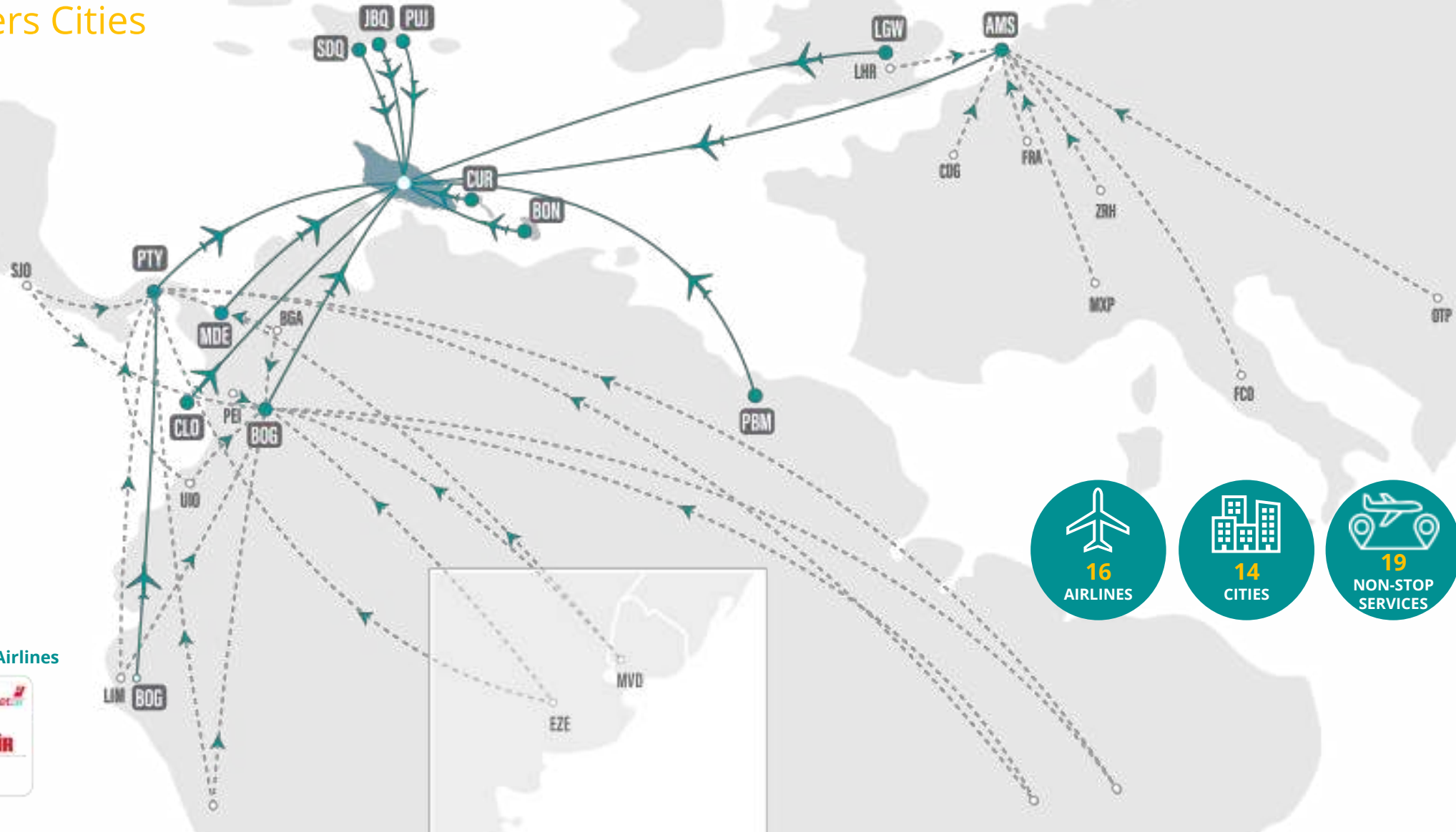
AMS	KLM
AMS	Transavia
LGW	British Airways

### Caribbean Airlines

SDQ	Arjet
SDQ	SKYhigh
JBQ	Aircompany
PUJ	Aircompany

### Dutch Caribbean Airlines

CUR	Aruba Airlines
CUR	EZair
CUR	winair
BON	EZair



  
16 AIRLINES

  
14 CITIES

  
19 NON-STOP SERVICES

# Airlines

## Aruba Airport Authority

### North America

	Gateway
 jetBlue	✈️ 3
 American Airlines	✈️ 6
 UNITED AIRLINES	✈️ 4
 DELTA	✈️ 3
 Southwest	✈️ 2
 spirit	✈️ 1
 sun country	✈️ 1
 sunwing	✈️ 1
 AIR CANADA	✈️ 1
 WESTJET	✈️ 1








### Europe

	Gateway
 KLM	✈️ 1
 TUI	✈️ 1
 SUNCLASS AIRLINES	✈️ 1
 BRITISH AIRWAYS	✈️ 2

### Latin America

	Gateway
 Avianca	✈️ 1
 wingo	✈️ 3
 LATAM AIRLINES	✈️ 1
 SURINAM AIRWAYS	✈️ 1
 CopaAirlines	✈️ 1

### Caribbean

	Gateway
 AIRCENTURY	✈️ 2
 SKYhigh Dominicana	✈️ 1
 arajet	✈️ 1
 EZAir	✈️ 2
 DWI DWI AIR	✈️ 2
 WINAIR	✈️ 2
 jetair	✈️ 2



**SEPTEMBER  
2023  
vs.  
2019**



**AUA**  
AEROPUERTO INTERNACIONAL REINA BEATRIX



# Monthly Air Traffic Dashboard

## YTD September 2023 vs 2019



# AIR TRAFFIC DASHBOARD

## YTD September 2023 vs. 2019



1,026,136

Revenue Generating Passengers  
Global

5.5% ↑



745,968

Revenue Generating Passengers  
USA

6.2% ↑



1,241,738

Total Outbound Seat Capacity  
Global

-5.0% ↓



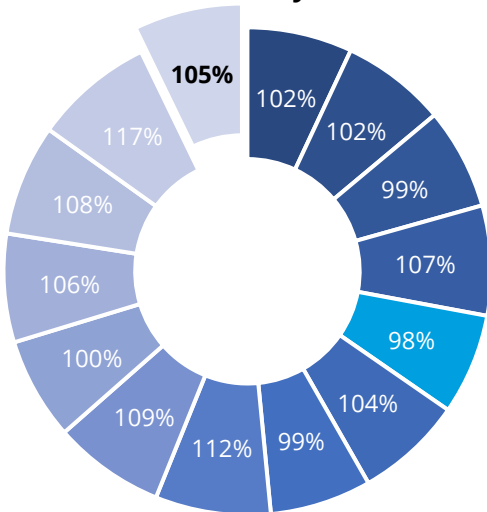
801,583

Seat Capacity  
USA

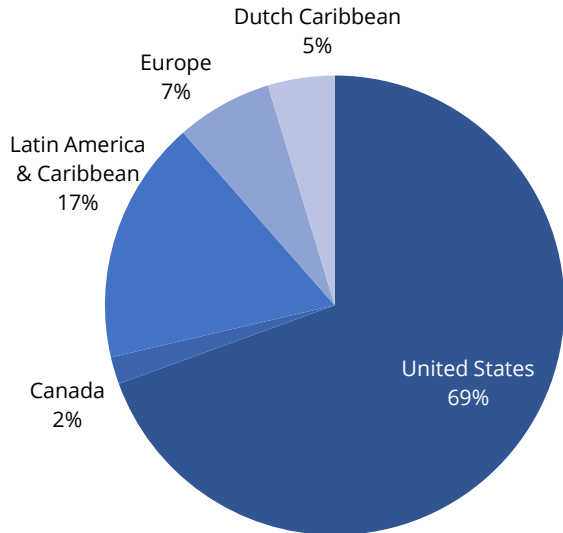
-2.2% ↓

- Sep-22
- Oct-22
- Nov-22
- Dec-22
- Jan-23
- Feb-23
- Mar-23
- Apr-23
- May-23
- Jun-23
- Jul-23
- Aug-23
- Sep-23
- YTD 2023

### Traffic Recovery vs. 2019



### Traffic Distribution



### Global

vs. 85.4%    3.5 pts



### United States

vs. 87.5%    6.4 pts



### Canada

vs. 87.8%    3.9 pts



### Latin America

vs. 81.2%    0.0 pts



### Europe

vs. 93.1%    (10.0) pts



### Europe (excluding British Airways)

vs. 93.1%    (0.7) pts



### Dutch Caribbean

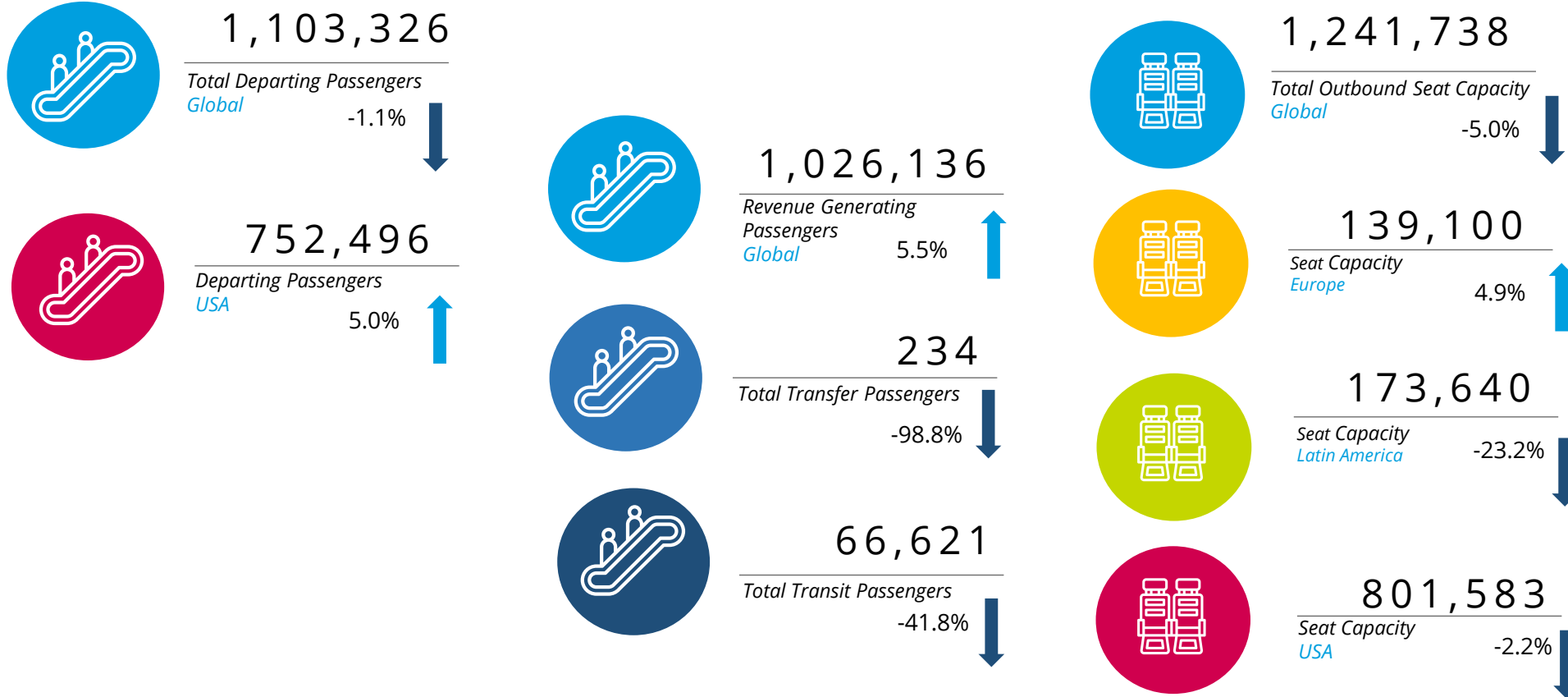
vs. 64.8%    8.7 pts





# AIR PASSENGER MARKET ANALYSIS

## YTD September 2023



# AIR PASSENGER MARKET ANALYSIS

## September 2023



110,483

Total Departing Passengers  
Global 9.3% ↑



71,699

Departing Passengers  
USA\* 16.8% ↑



102,233

Revenue Generating  
Passengers  
Global 16.7% ↑



5

Total Transfer Passengers  
-99.1% ↓



7,044

Total Transit Passengers  
-42.0% ↓



124,502

Total Outbound Seat Capacity  
Global 5.2% ↑



14,319

Seat Capacity  
Europe -7% ↓




20,628

Seat Capacity  
Latin America 6.6% ↑



78,249

Seat Capacity  
USA\* 10.4% ↑



# Air Passenger Market Analysis

## Passenger Load Factor (PLF)

### 2023 vs. 2019

# PASSENGER LOAD FACTOR (PLF) BY REGION

YTD September 2023 vs. 2019

## Global

vs. 85.4%    3.5 pts



## United States

vs. 87.5%    6.4 pts



## Canada

vs. 87.8%    3.9 pts



## Latin America

vs. 81.2%    0.0 pts



## Europe

vs. 93.1%    (10.0) pts



## Europe (excluding British Airways)

vs. 93.1%    (0.7) pts



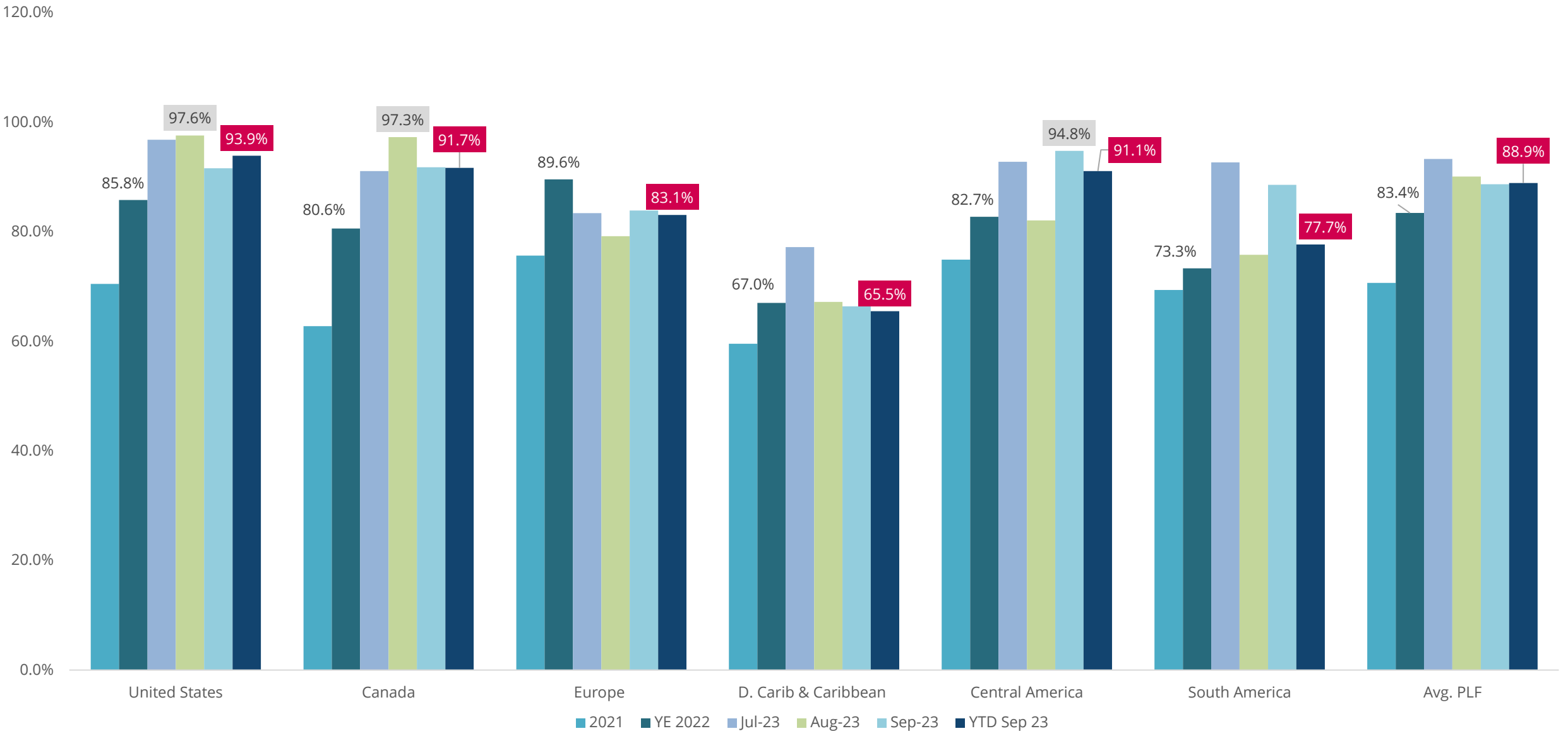
## Dutch Caribbean

vs. 64.8%    8.7 pts



# PASSENGER LOAD FACTOR (PLF) BY REGION

2021 – YTD September 2023



# PASSENGER LOAD FACTOR (PLF) BY REGION

September 2023 vs 2019

## Global

vs. 85.5% 3.3 pts

88.7%

## United States

vs. 86.6% 5.1 pts

91.6%

## Canada

vs. 94.5% (2.7) pts

91.8%

## Latin America

vs. 90.9% (0.2) pts

90.7%

## Europe

vs. 91.5% (7.6) pts

83.9%

## Europe (excluding British Airways)

vs. 91.5% 3.4 pts

94.9%

## Dutch Caribbean

vs. 60.2% 17.1 pts

77.3%





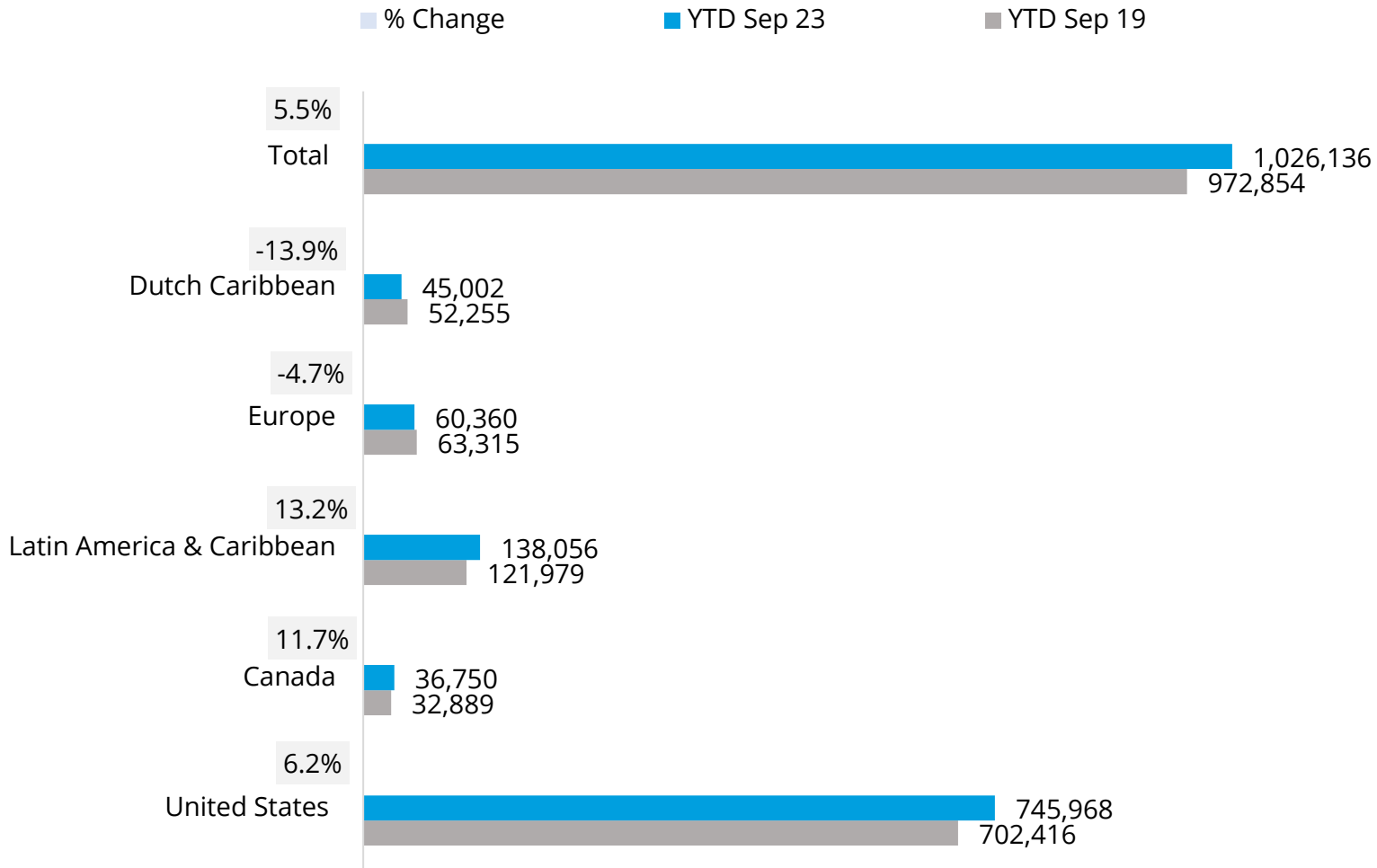
# Passenger Traffic Data

## Revenue Generating Passengers (RGP)



# REVENUE GENERATING PASSENGERS (RGPs) BY REGION

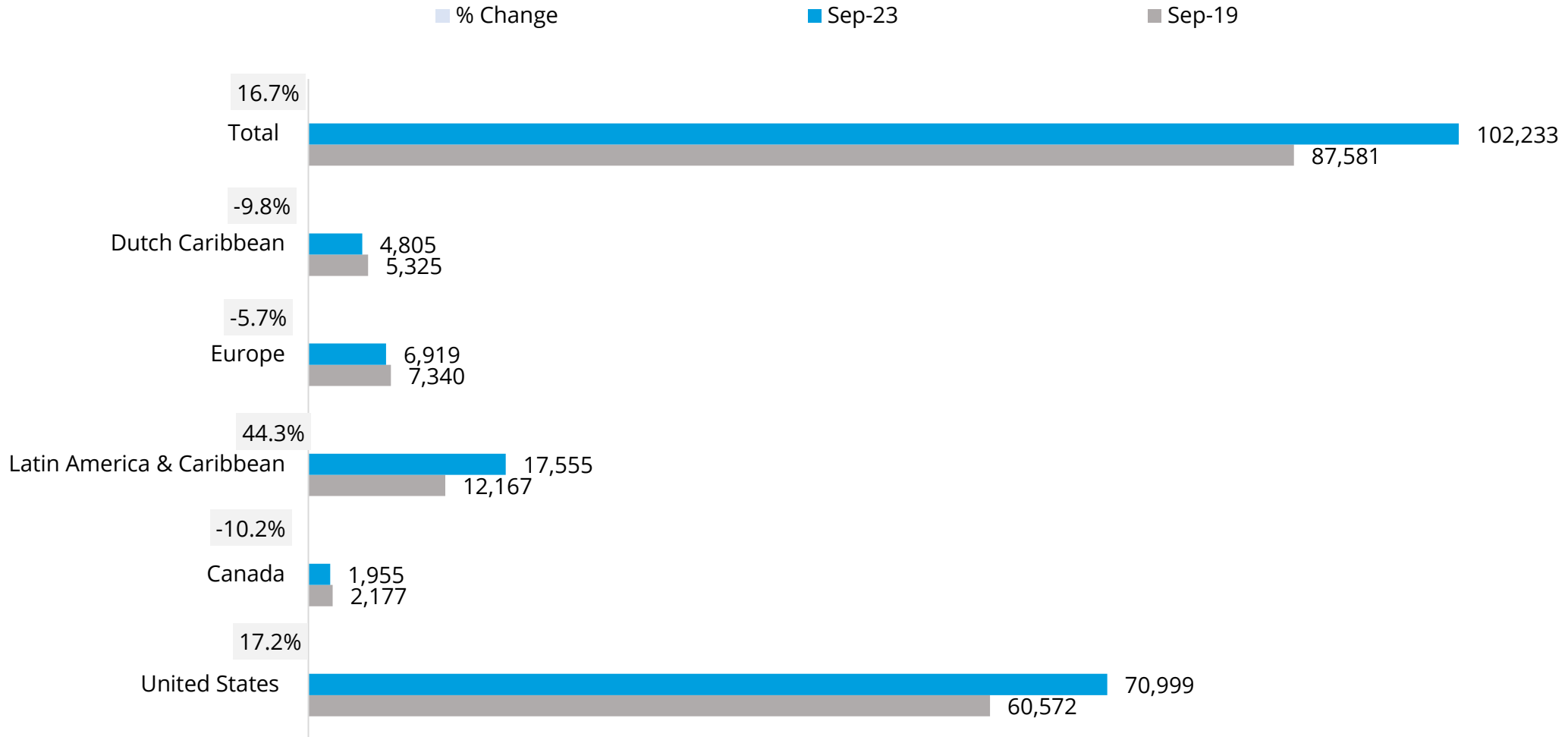
YTD September 23 vs. 19





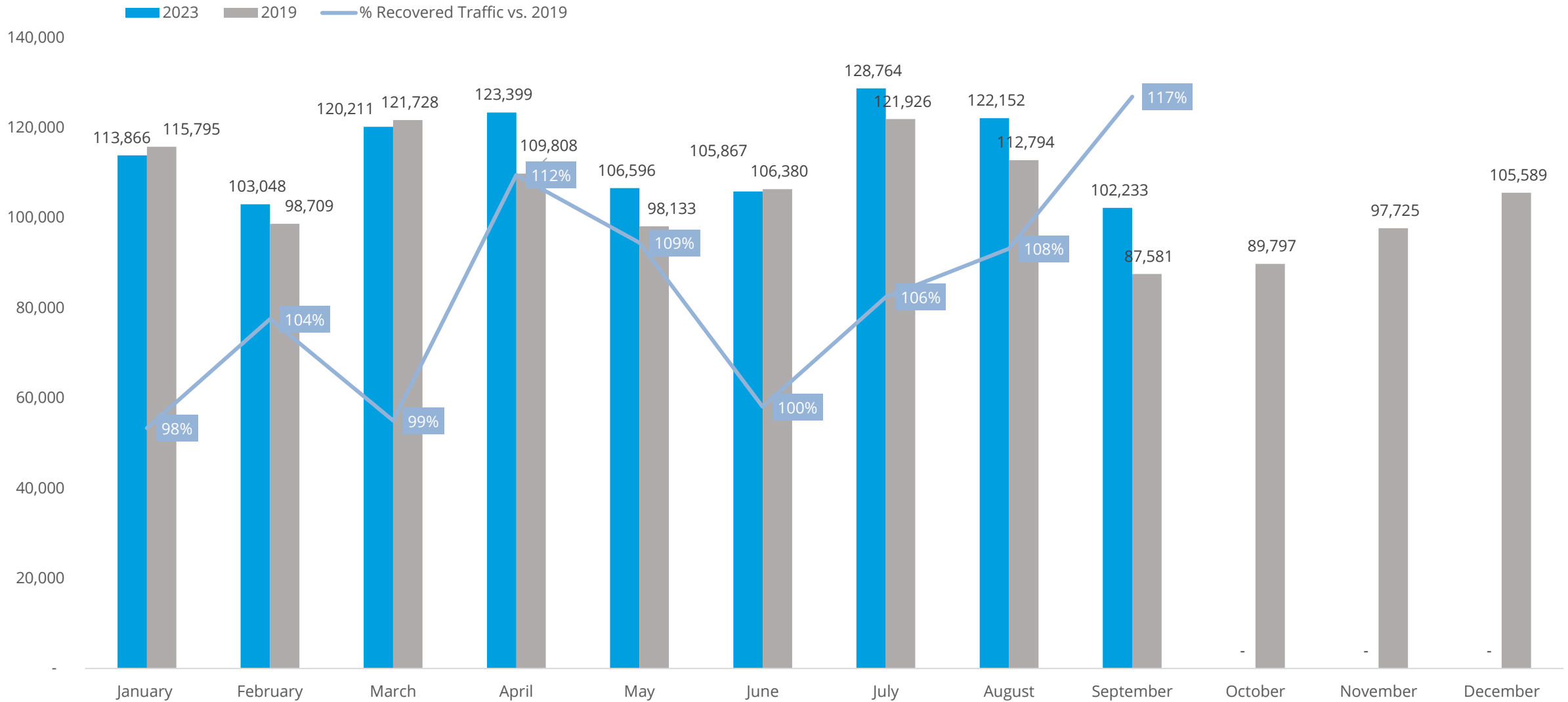
# REVENUE GENERATING PASSENGERS (RGPs) BY REGION

September 23 vs. 19



# REVENUE GENERATING PASSENGERS (RGPs) BY MONTH

## 2023 vs 2019





**SEPTEMBER  
2023  
vs.  
2022**





# Monthly Air Traffic Dashboard

## YTD September 2023 vs 2022



# AIR TRAFFIC DASHBOARD

## YTD September 2023 vs. 2022



1,026,136

Revenue Generating Passengers  
Global

13.2% ↑



745,968

Revenue Generating Passengers  
USA

8.3% ↑



1,241,738

Total Outbound Seat Capacity  
Global

3.1% ↑



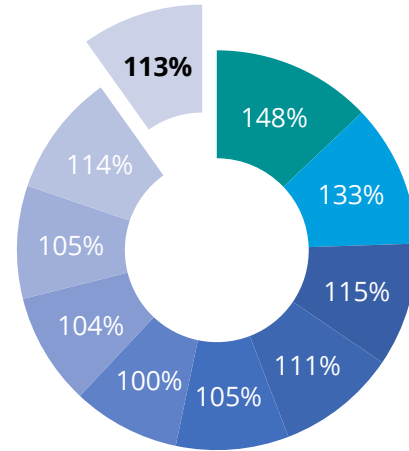
801,583

Seat Capacity  
USA

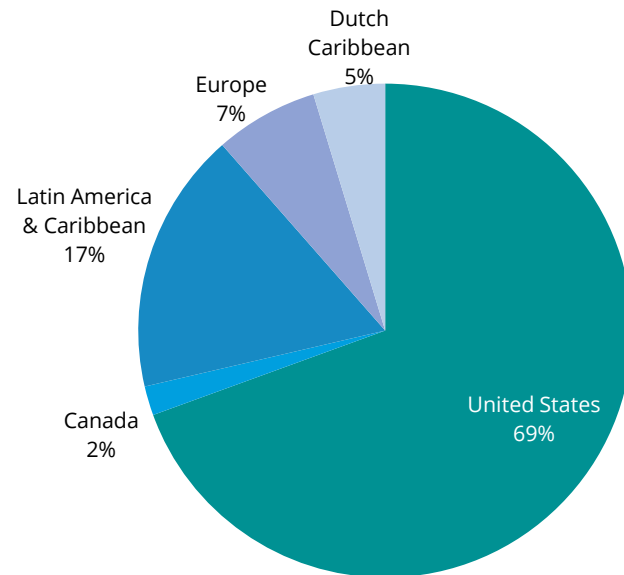
-2.3% ↓

### Traffic Recovery vs. 2022

- Jan-23
- Feb-23
- Mar-23
- Apr-23
- May-23
- Jun-23
- Jul-23
- Aug-23
- Sep-23
- YTD 2023



### Traffic Distribution



### Global

vs. 83.3% 5.6 pts



### United States

vs. 84.8% 9.1 pts



### Canada

vs. 80.6% 11.2 pts



### Latin America

vs. 77.2% 4.0 pts




### Europe

vs. 90.0% (6.9) pts




### Europe (excluding British Airways)

vs. 90.0% 2.4 pts



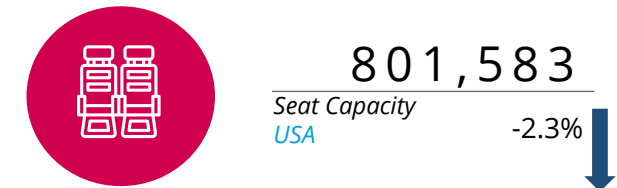
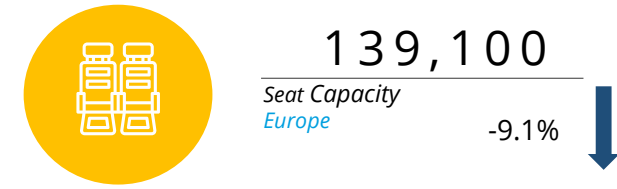
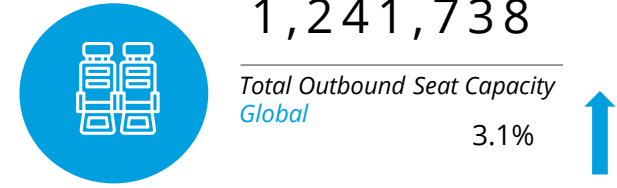
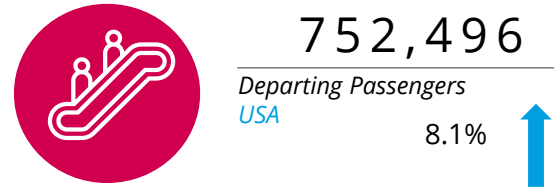
### Dutch Caribbean

vs. 67.8% 5.7 pts



# AIR PASSENGER MARKET ANALYSIS

## YTD September 2023 vs 2022





# Air Passenger Market Analysis

## Passenger Load Factor (PLF)



# AIR PASSENGER MARKET ANALYSIS

## September 2023 vs 2022



110,483

Total Departing Passengers  
Global

10.4%



71,699

Departing Passengers  
USA\*

13.7%



102,233

Revenue Generating  
Passengers  
Global

14.1%



5

Total Transfer Passengers

-68.8%



7,044

Total Transit Passengers

-26.5%



124,502

Total Outbound Seat Capacity  
Global

10.2%



14,319

Seat Capacity  
Europe

-11.4%



20,628

Seat Capacity  
Latin America

10.2%



78,249

Seat Capacity  
USA\*

17.5%





# PASSENGER LOAD FACTOR (PLF) BY REGION

YTD September 2023 vs. 2022

## Global

vs. 83.3%    5.6 pts

88.9%

## United States

vs. 84.8%    9.1 pts

93.9%

## Canada

vs. 80.6%    11.1 pts

91.7%

## Latin America

vs. 77.2%    4.0 pts

81.2%

## Europe

vs. 90.0%    (6.9) pts

83.1%

## Europe (excluding British Airways)

vs. 90.0%    2.4 pts

92.4%

## Dutch Caribbean

vs. 67.8%    5.7 pts

73.5%



# PASSENGER LOAD FACTOR (PLF) BY REGION

September 2023 vs 2022

## Global

vs. 88.5% 0.2 pts

88.7%

## United States

vs. 94.7% (3.1) pts

91.6%

## Canada

vs. 94.1% (2.3) pts

91.8%

## Latin America

vs. 81.7% 9.0 pts

90.7%

## Europe

vs. 90.8% (6.9) pts

83.9%

## Europe (excluding British Airways)

vs. 90.8% 4.1 pts

94.9%

## Dutch Caribbean

vs. 63.2% 14.1 pts

77.3%





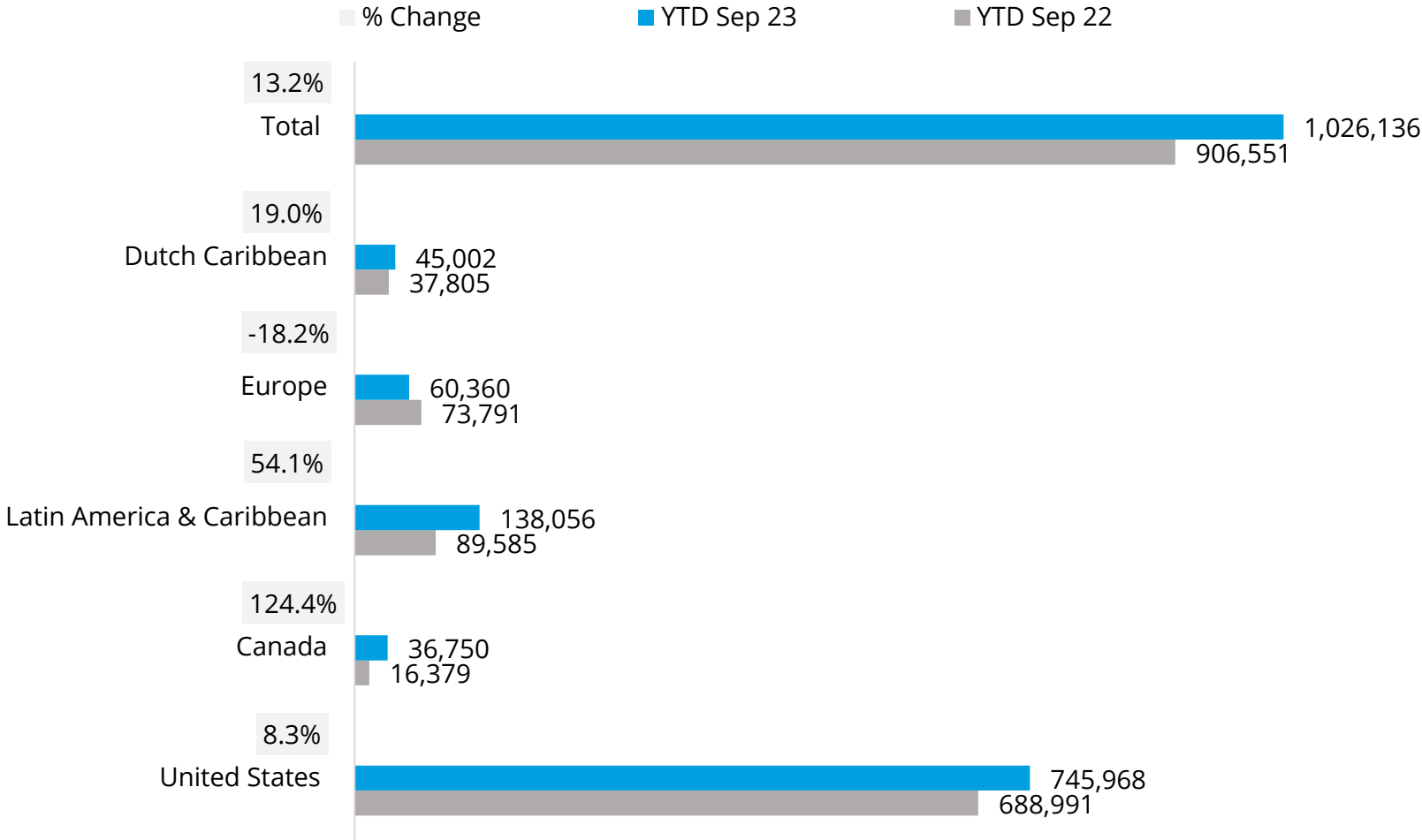
# Passenger Traffic Data

## Revenue Generating Passengers (RGP)



# REVENUE GENERATING PASSENGERS (RGPs) BY REGION

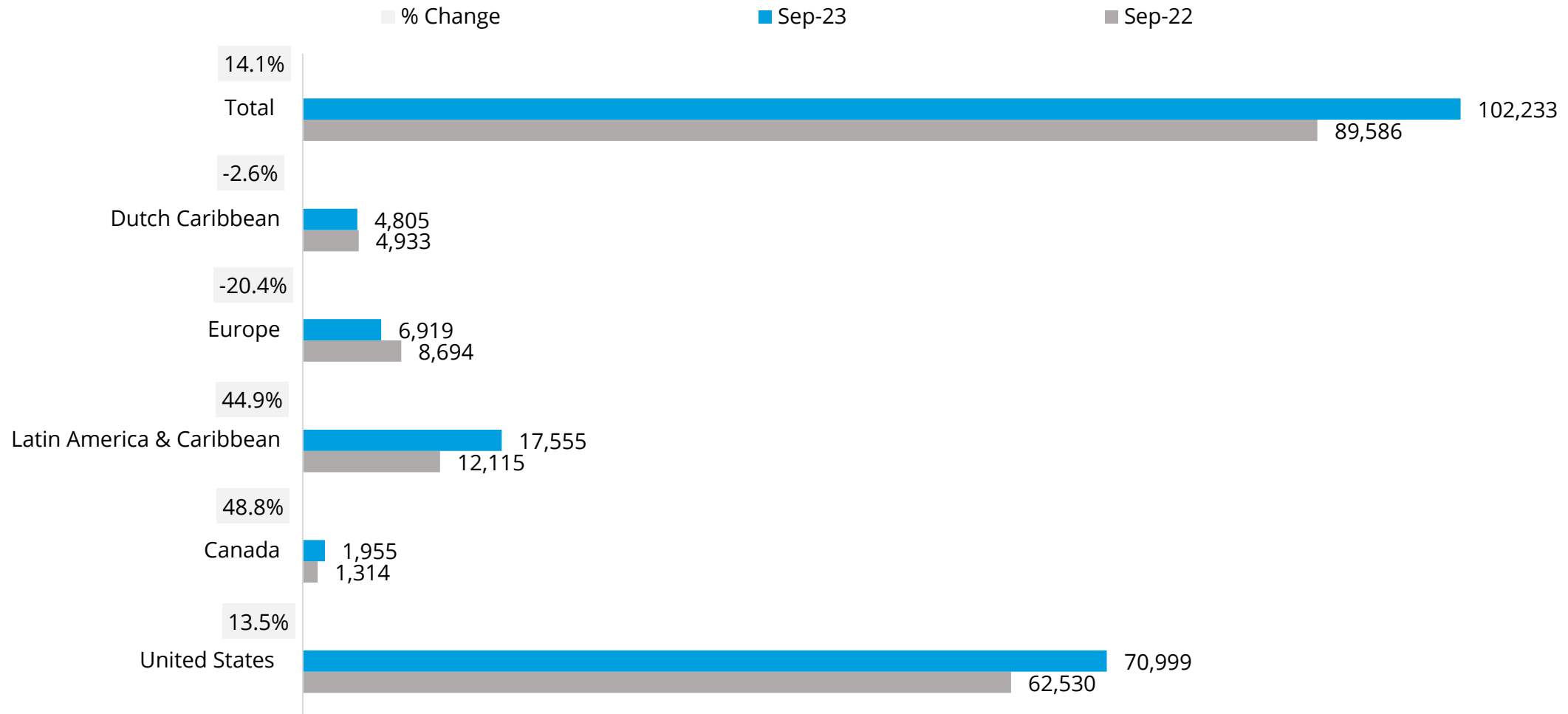
YTD September 23 vs. 22



Source: AAA YTD Sep 2023 vs. 2022

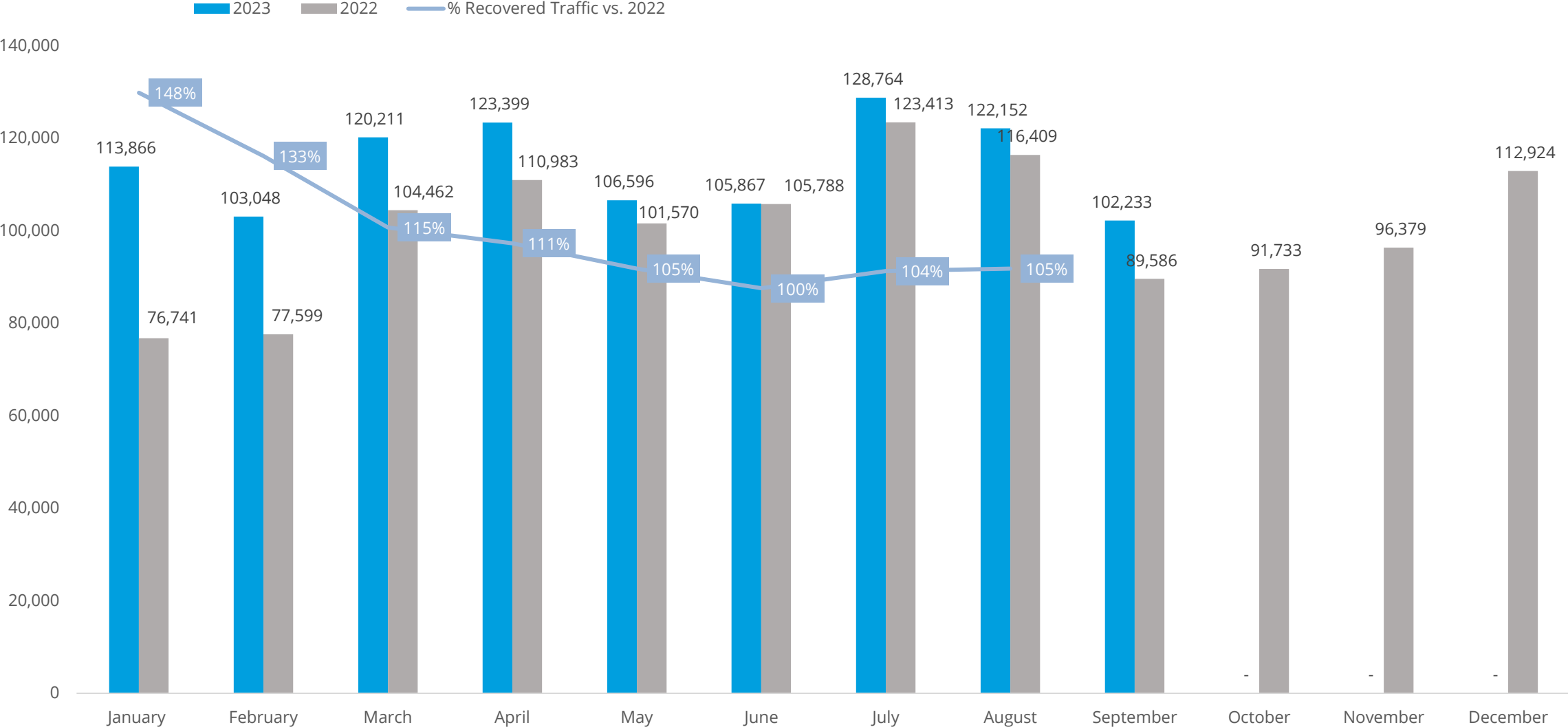
# REVENUE GENERATING PASSENGERS (RGPs) BY REGION

September 23 vs. 22



# REVENUE GENERATING PASSENGERS (RGPs) BY REGION BY MONTH

## 2023 vs 2022



Source: Aruba Airport Authority MoM 2023 vs. 2022








# Airline Market Analysis

## Market Share Insights



# Market Share by Airline and Gateway

September 2023

Airline by Passenger Revenue		Market Share MoM
	JetBlue (B6)	22.4% (1.2) pts.
	American Airlines (AA)	20.4% 2.7 pts.
	United Airlines (UA)	11.0% (1.3) pts
	Delta Air Lines (DL)	8.7% (0.2) pts.
	Avianca (AV)	6.1% 0.0 pts.








Gateway by Seat Capacity	Market Share
New York (JFK, EWR, LGA)	25%
Amsterdam (AMS)	9%
Miami (MIA)	9%
Boston (BOS)	8%
Bogota (BOG)	8%



# Market Share by Airline and Gateway

## YTD September 2023

Airlines by Passenger Revenue		Market Share YTD September
	American Airlines (AA)	22.1%
	JetBlue (B6)	21.6%
	United Airlines (UA)	11.8%
	Delta Air Lines (DL)	10.8%
	Avianca (AV)	4.9%



Gateways by Seat Capacity	Market Share YTD August
New York (JFK, EWR, LGA)	22%
Boston (BOS)	10%
Amsterdam (AMS)	10%
Miami (MIA)	8%
Charlotte (CLT)	7%



# Air Service Development

## Summer 2023 • Winter 2023-2024



# New Routes and Expanded Frequencies

## Scheduled Service 2023



# Latin America Scheduled Service

Summer 2023 - Winter 2024

Airline	Gateways	Level of Service	Connections
Avianca	<b>BOG</b>	11 Weekly Flights	O/D & HUB
Wingo	<b>BOG</b> <b>MDE</b> <b>CLO</b>	3 weekly – 2 weekly in Feb and Mar 3 weekly Restart Service in Dec   2 weekly flights, Feb no Service	O/D
LATAM	<b>LIM</b>	3 Weekly Flights	O/D
Surinam Airways	<b>PBM</b>	3 Weekly Flights	O/D
Copa Airlines	<b>PTY</b>	9 Weekly Flights 10 Weekly Flights (as of November)	O/D & HUB

# Europe Scheduled Service

Summer 2023 - Winter 2024

Airline	Gateway	Level of Service	Connection
KLM	AMS	Daily	O/D & HUB
TUI	AMS	3 weekly	O/D
British Airways	ANU LGW	2 weekly Service THU & SUN Change in days of the week in November WED   SUN	O/D & HUB

# North America Scheduled Service

Summer 2023 - Winter 2024

Airlines	Gateways	Level of Service	Connections
Spirit	<b>FLL</b>	Daily (as of October 4)	HUB (entire network)
JetBlue	<b>EWR</b> <b>BOS</b> <b>JFK</b>	SAT to Daily 12/22 Weekly Flights – 3 Daily and 4 <sup>th</sup> on Sat 18/22 Weekly Flights - 3 Daily and 4 <sup>th</sup> on Sat	O/D & Hub
Delta Air Lines	<b>ATL</b> <b>JFK</b> <b>BOS</b>	Daily to 13 weekly flights in Jan' 24 Daily to 8 weekly flights 2 weekly to Daily in Jan' 24	Hub
United	<b>EWR</b>	Double Daily ( 2019 levels)	Hub
Southwest	<b>BWI</b>	1 weekly to 2 weekly flights (2 <sup>nd</sup> SAT) in Jan' 24	Hub
Sun Country	<b>MSP (seasonal)</b>	SAT	O/D
American Airlines	<b>MIA, CLT,</b> <b>PHL (seasonal)</b> <b>ORD,LGA (seasonal)</b> <b>DFW (seasonal)</b>	Double Daily in Jan/Feb From 1 to 5 weekly in Nov, and Daily in Jan 24 SAT SAT	O/D & Hub
Air Canada	<b>YYZ</b>	Restart service in October and increase from 3 weekly to 4 weekly in December	O/D
WestJet	<b>YYZ</b>	Increase to 5 weekly in December and 6 weekly flights in February	O/D
Sunwing	<b>YYZ</b>	From 2 weekly to 3 Weekly in December	O/D



# WEEKLY FLIGHT SCHEDULE

Period: SEPTEMBER 2023 – APRIL 2024

LINK: <https://www.airportaruba.com/flight-schedules>

Last Update: OCT 20, 2023

**\*Flight Schedules are subject to change**

# WEEKLY FLIGHT SCHEDULE | SEPTEMBER 2023 - APRIL 2024



## United States

Airline	Destination	SEP	OCT	NOV	DEC	JAN	FEB	MAR	APR
American Airlines	Miami	14 Double Daily	14 Double Daily	13 2-MON   TUE   2-WED   THU   FRI   SAT   SUN	13 (-1) 2-MON   TUE   2-WED   THU   FRI   SAT   SUN	14 Double Daily	14 Double Daily	14 Double Daily	14 Double Daily
	Charlotte	12 2-MON   TUE   WED   2-THU   2- FRI   2- SAT   2-SUN	14 Double Daily	12 2-MON   TUE   WED   2-THU   2- FRI   2-SAT   2- SUN	10 2-MON   2- THU   2- FRI   2- SAT   2-SUN	12 2-MON   TUE   WED   2-THU   2- FRI   2SAT   2-SUN	14 Double Daily	14 Double Daily	14 Double Daily
	Philadelphia	1 SAT	1 SAT	5 THU   FRI   2-SAT   SUN	7 Daily	7 Daily	8 MON   TUE   WED   THU   FRI   2- SAT   SUN	8 MON   TUE   WED   THU   FRI   2- SAT   SUN	7 Daily
	Chicago Seasonal Service	x	x	1 SAT	1 SAT	1 SAT	1 SAT	1 SAT	x
	La Guardia – New York Seasonal Service	x	x	1 SAT	1 SAT	x	1 SAT	1 SAT	1 SAT
	Dallas Seasonal Service	x	x	1 SAT	1 SAT	x	1 SAT	1 SAT	1 SAT



# WEEKLY FLIGHT SCHEDULE | SEPTEMBER 2023 - APRIL 2024



## United States

Airline	Destination	SEP	OCT	NOV	DEC	JAN	FEB	MAR	APR
United Airlines	Newark	14 Double Daily	14 Double Daily	14 Double Daily	14 Double Daily	14 Double Daily	14 Double Daily	14 Double Daily	14 Double Daily
	Houston	1 SAT	1 SAT	1 SAT	1 SAT	1 SAT	1 SAT	1 SAT	1 SAT
	Washington	1 SAT	2 SAT   SUN	4 TUE   THU   SAT   SUN	4 TUE   THU   SAT   SUN	4 TUE   THU   SAT   SUN	4 TUE   THU   SAT   SUN	4 TUE   THU   SAT   SUN	4 TUE   THU   SAT   SUN
	Chicago	x	x	2 SAT   SUN	4 THU   FRI SAT   SUN	2 SAT   SUN	2 SAT   SUN	3 FRI   SAT   SUN	2 (-1) SAT   SUN

# WEEKLY FLIGHT SCHEDULE | SEPTEMBER 2023 - APRIL 2024

## United States

Airline	Destination	SEP	OCT	NOV	DEC	JAN	FEB	MAR	APR
JetBlue	Boston <i>Frequency increases in November 2023, and February 2024</i>	12 MON   TUE   WED   THU   2-FRI   4-SAT   2-SUN	12 MON   TUE   WED   THU   2-FRI   4-SAT   2-SUN	14 2-MON   2-TUE   WED   2-THU   2-FRI   3-SAT   2-SUN	16 2-MON   2-TUE   WED   2-THU   3-FRI   3-SAT   3-SUN	12 MON   TUE   WED   THU   2-FRI   4-SAT   2-SUN	22 3-MON   3-TUE   3-WED   3-THU   3-FRI   4-SAT   3-SUN	22 3-MON   3-TUE   3-WED   3-THU   3-FRI   4-SAT   3-SUN	29 (+7) 4-MON   4-TUE   4-WED   4-THU   4-FRI   5-SAT   4-SUN
	New York – JFK	18 2-MON   2-TUE   2-WED   2-THU   3-FRI   4-SAT   3-SUN	18 2-MON   2-TUE   2-WED   2-THU   3-FRI   4-SAT   3-SUN	18 2-MON   2-TUE   2-WED   2-THU   3-FRI   4-SAT   3-SUN	18 2-MON   2-TUE   2-WED   2-THU   3-FRI   4-SAT   3-SUN	18 2-MON   2-TUE   2-WED   2-THU   3-FRI   4-SAT   3-SUN	22 (+1) 3-MON   3-TUE   3-WED   3-THU   3-FRI   4-SAT   3-SUN	22 (+1) 3-MON   3-TUE   3-WED   3-THU   3-FRI   4-SAT   3-SUN	22 (+1) 3-MON   3-TUE   3-WED   3-THU   3-FRI   4-SAT   3-SUN
	Newark <i>Frequency increases to daily in November</i>	1 SAT	1 SAT	7 Daily	7 Daily	7 Daily	7 (+6) Daily	7 Daily	7 Daily
Delta Air Lines	Atlanta <i>Frequency increases to double daily in January 2024</i>	7 Daily	7 Daily	7 Daily	9 MON   TUE   WED   THU   FRI   2-SAT   2-SUN	14 Double Daily	14 Double Daily	14 Double Daily	14 Double Daily
	New York – JFK	5 MON   THU   FRI   SAT   SUN	5 MON   THU   FRI   SAT   SUN	7 Daily	7 Daily	8 Daily and 2nd SAT	8 Daily and 2nd SAT	8 Daily and 2nd SAT	7 Daily
	Boston Seasonal Service Restarts Dec 16, 2023				2 SAT   SUN	7 Daily	7 Daily	7 Daily	7 Daily

# WEEKLY FLIGHT SCHEDULE | SEPTEMBER 2023 - APRIL 2024

## United States

Airline	Destination	SEP	OCT	NOV	DEC	JAN	FEB	MAR	APR
Southwest	Baltimore	1 SAT	2 SAT   SUN	1 SAT	1 SAT	2 SAT   SUN	3 (+1) 2-SAT   SUN	2 SAT   SUN	2 SAT   SUN
Southwest	Orlando	7 Daily	7 Daily	7 Daily	7 Daily	7 Daily	7 Daily	7 Daily	7 Daily
Spirit	Fort Lauderdale <i>Frequency increases to daily in October</i>	4 WED   THU   SAT   SUN	7 Daily	7 Daily	7 Daily	7 Daily	7 Daily	7 Daily	7 Daily
Sun Country	Minneapolis <i>Restart Service Dec 16, 2023</i>	x	x	x	1 SAT	1 SAT	1 SAT	1 SAT	x

# WEEKLY FLIGHT SCHEDULE | SEPTEMBER 2023 - APRIL 2024

## Canada

Airline	Destination	SEP	OCT	NOV	DEC	JAN	FEB	MAR	APR
Air Canada	Toronto <i>Restart Service on October 29</i>	x	2 SUN   MON	3 MON   FRI   SUN	4 MON   WED   FRI   SUN	3 MON   FRI   SUN	3 MON   FRI   SUN	4 MON   WED   FRI   SUN	3 MON   FRI   SUN
Westjet	Toronto <i>Frequency increases in December</i>	2 THU   SAT	3 WED   THU   FRI	4 TUE   FRI   SAT   SUN	5 TUE   THU   FRI   SAT   SUN	5 TUE   WED   THU   SAT   SUN	6 TUE   WED   THU   FRI   SAT   SUN	6 TUE   WED   THU   FRI   SAT   SUN	5 TUE   THU   FRI   SAT   SUN
Sunwing	Toronto	1 MON	1 MON	2 MON   SAT	3 (+1) MON   SAT   SUN	3 MON   SAT   SUN	3 MON   SAT   SUN	3 MON   SAT   SUN	2 MON   SAT

# WEEKLY FLIGHT SCHEDULE | SEPTEMBER 2023 - APRIL 2024

## Europe

Airline	Destination	SEP	OCT	NOV	DEC	JAN	FEB	MAR	APR
KLM	Amsterdam (via BON)	6 MON WED  THU FRI  SAT SUN	7 Daily	7 Daily	7 Daily	7 Daily	7 Daily	7 Daily	7 Daily
TUI NL	Amsterdam (via CUR) <i>New days of the week starts in November 2023</i>	3 MON   THU   SAT	3 MON   THU   SAT	3 MON   THU   <b>SUN</b>	3 MON   THU   SUN	3 MON   THU   SUN	3 MON   THU   SUN	3 MON   THU   SUN	3 2-MON   THU   SUN
British Airways	London Gatwick (via ANU) <i>New days of the week starts on November 01, 2023</i>	2 THU   SUN	2 THU   SUN	2 <b>WED</b>   SUN	2 <b>WED</b>   SUN	2 <b>WED</b>   SUN	2 <b>WED</b>   SUN	2 <b>WED</b>   SUN	1 SUN

# WEEKLY FLIGHT SCHEDULE | SEPTEMBER 2023 - APRIL 2024

## Latin America

Airline	Destination	SEP	OCT	NOV	DEC	JAN	FEB	MAR	APR
Avianca	Bogota	11 2-MON   TUE   WED   2- THU   FRI   2- SAT   SUN	11 2-MON   TUE   WED   2- THU   FRI   2- SAT   SUN	11 2-MON   TUE   WED   2- THU   FRI   2- SAT   SUN	11 2-MON   TUE   WED   2- THU   FRI   2- SAT   SUN	11 2-MON   TUE   WED   2- THU   FRI   2- SAT   SUN	11 2-MON   TUE   WED   2- THU   FRI   2- SAT   SUN	11 2-MON   TUE   WED   2- THU   FRI   2- SAT   SUN	11 2-MON   TUE   WED   2- THU   FRI   2- SAT   SUN
Copa	Panama <i>Frequency increases in November</i>	9 MON   TUE   WED   2- THU   2-FRI   SAT   SUN	9 MON   TUE   WED   2-THU   2-FRI   SAT   SUN	10 2-MON   TUE   WED   2- THU   2-FRI   SAT   SUN	10 2-MON   TUE   WED   2-THU   2-FRI   SAT   SUN	12 (+2) 2-MON   2- TUE   WED   2- THU   2-FRI   SAT   2-SUN	10 2-MON   TUE   WED   2-THU   2-FRI   SAT   SUN	10 2-MON   TUE   WED   2-THU   2-FRI   SAT   SUN	10 2-MON   TUE   WED   2-THU   2-FRI   SAT   SUN
Surinam Airways	Paramaribo (via CUR)	3 MON   WED   FRI	3 MON   WED   FRI	3 MON   WED   FRI	3 MON   WED   FRI	3 MON   WED   FRI	3 MON   WED   FRI	3 MON   WED   FRI	3 MON   WED   FRI
Wingo	Bogota	3 TUE   THU   SUN	3 TUE   THU   SUN	3 TUE   THU   SUN	3 TUE   THU   SUN	3 TUE   THU   SUN	2 THU   SUN	2 THU   SUN	2 THU   SUN
Wingo	Medellin	2 WED   SAT	3 TUE   WED   SAT	2 TUE   SAT	3 TUE   THU   SAT	3 TUE   THU   SAT	3 TUE   THU   SAT	3 TUE   THU   SAT	3 TUE   THU   SAT
Wingo	Cali Seasonal Service	X	x	x	2 WED   SAT	2 WED   SAT	X	2 WED   SAT	2 WED   SAT
LATAM	Lima <i>New Route Starts on December 02, 2023</i>				3 THU   SAT   SUN	3 THU   SAT   SUN	3 THU   SAT   SUN	3 THU   SAT   SUN	3 THU   SAT   SUN

# WEEKLY FLIGHT SCHEDULE | SEPTEMBER 2023 - APRIL 2024

## Caribbean

Airline	Destination	SEP	OCT	NOV	DEC	JAN	FEB	MAR	APR
Sky High	St. Domingo (SDQ) <i>(via CUR on FRI)</i>	3 WED   FRI   SUN	3 WED   FRI   SUN	3 WED   FRI   SUN	3 WED   FRI   SUN	3 WED   FRI   SUN	3 WED   FRI   SUN	3 WED   FRI   SUN	3 WED   FRI   SUN
Air Century	Punta Cana (PUJ) <i>New Route starts December 15, 2023</i>				3 MON   WED   FRI	3 MON   WED   FRI	3 MON   WED   FRI	3 MON   WED   FRI	3 MON   WED   FRI
Air Century	St. Domingo (JBQ) <i>Additional frequency in December</i>	2 WED   SUN	2 WED   SUN	2 WED   SUN	3 (+) MON   WED   FRI	3 (+) MON   WED   FRI	3 (+) MON   WED   FRI	3 (+) MON   WED   FRI	3 (+) MON   WED   FRI
Arajet	St. Domingo (SDQ) <i>(via CUR) New days of the week starts in November 2023</i>	2 TUE   SAT	2 TUE   SAT	2 WED   SAT	2 WED   SAT	2 WED   SAT	2 WED   SAT	2 WED   SAT	2 WED   SAT

# WEEKLY FLIGHT SCHEDULE | SEPTEMBER 2023 - APRIL 2024



## Dutch Caribbean

Airline	Destination	SEP	OCT	NOV	DEC	JAN	FEB	MAR	APR
Divi Divi Air	Curacao	46 7-MON 7-TUE 7-WED 7-THU 7-FRI 6-SAT 5-SUN	46 7-MON 7-TUE 7-WED 7-THU 7-FRI 6-SAT 5-SUN	46 7-MON 7-TUE 7-WED 7-THU 7-FRI 6-SAT 5-SUN	46 7-MON 7-TUE 7-WED 7-THU 7-FRI 6-SAT 5-SUN	46 7-MON 7-TUE 7-WED 7-THU 7-FRI 6-SAT 5-SUN	46 7-MON 7-TUE 7-WED 7-THU 7-FRI 6-SAT 5-SUN	46 7-MON 7-TUE 7-WED 7-THU 7-FRI 6-SAT 5-SUN	46 7-MON 7-TUE 7-WED 7-THU 7-FRI 6-SAT 5-SUN
EZ Air	Curacao	14 3-MON 2-TUE 3-WED 2-THU 3-FRI SUN	14 3-MON 2-TUE 3-WED 2-THU 3-FRI SUN	14 3-MON 2-TUE 3-WED 2-THU 3-FRI SUN	14 3-MON 2-TUE 3-WED 2-THU 3-FRI SUN	14 3-MON 2-TUE 3-WED 2-THU 3-FRI SUN	14 3-MON 2-TUE 3-WED 2-THU 3-FRI SUN	14 3-MON 2-TUE 3-WED 2-THU 3-FRI SUN	14 3-MON 2-TUE 3-WED 2-THU 3-FRI SUN
Jetair	Curacao <i>Restart Service on Nov 01st, 2023</i>	X	X	12 2-MON 2-TUE 2-WED 2-THU 2-FRI 2-SUN	12 2-MON 2-TUE 2-WED 2-THU 2-FRI 2-SUN	12 2-MON 2-TUE 2-WED 2-THU 2-FRI 2-SUN	12 2-MON 2-TUE 2-WED 2-THU 2-FRI 2-SUN	12 2-MON 2-TUE 2-WED 2-THU 2-FRI 2-SUN	12 2-MON 2-TUE 2-WED 2-THU 2-FRI 2-SUN
EZ Air	Bonaire	3 TUE WED THU	3 TUE WED THU	3 TUE WED THU	3 TUE WED THU	3 TUE WED THU	3 TUE WED THU	3 TUE WED THU	3 TUE WED THU
Winair	Sint Maarten (via CUR)	3 MON WED FRI	3 MON WED FRI	3 MON WED FRI	3 MON WED FRI	3 MON WED FRI	3 MON WED FRI	3 MON WED FRI	3 MON WED FRI





LET'S STAY CONNECTED

For any questions related to the report and/or additional information requests please contact

Jo-Anne Meaux Arends  
Aviation Business Development Executive  
[j.arends@airportaruba.com](mailto:j.arends@airportaruba.com)

