

# ARUBA AIRPORT MONTHLY TRAFFIC STATISTICS FEBRUARY 2024



FEB 2024

# DASHBOARD



**40+**  
STORES &  
RESTAURANTS



**2.8M**  
PASSENGERS  
YEAR CAPACITY



**8**  
JET BRIDGES  
(PBBs)



**5**  
SECURITY SCREENING  
CHECKPOINTS



**41K**  
M2 OF AIRPORT  
FACILITIES



**25+**  
AIRLINES



**45+**  
NON-STOP  
SERVICES



**21**  
AIRCRAFT  
POSITIONS



**260**  
PARKING  
SPACES



**CAPACITY TO OPERATE**  
**24K**  
Aircraft movements per year  
(inbound and outbound)

# AIRLINES@AUA AIRPORT

AUA offers non-stop service to 45+ different destinations

NORTH AMERICA		EUROPE		LATIN AMERICA		CARIBBEAN	
	DESTINATIONS		DESTINATIONS		DESTINATIONS		DESTINATIONS
	3		1		1		2
	6		1		3		1
	4		1		1		1
	3				1		2
	2				1		1
	1						2
	1						1
	1						1
	1						
	1						



# NORTH AMERICA GATEWAYS

## and Main Feeder Airport Cities

— Non-stop service to Aruba  
— Seasonal Service to Aruba  
- - - Cities of origin which feed travelers to hub or gateway cities

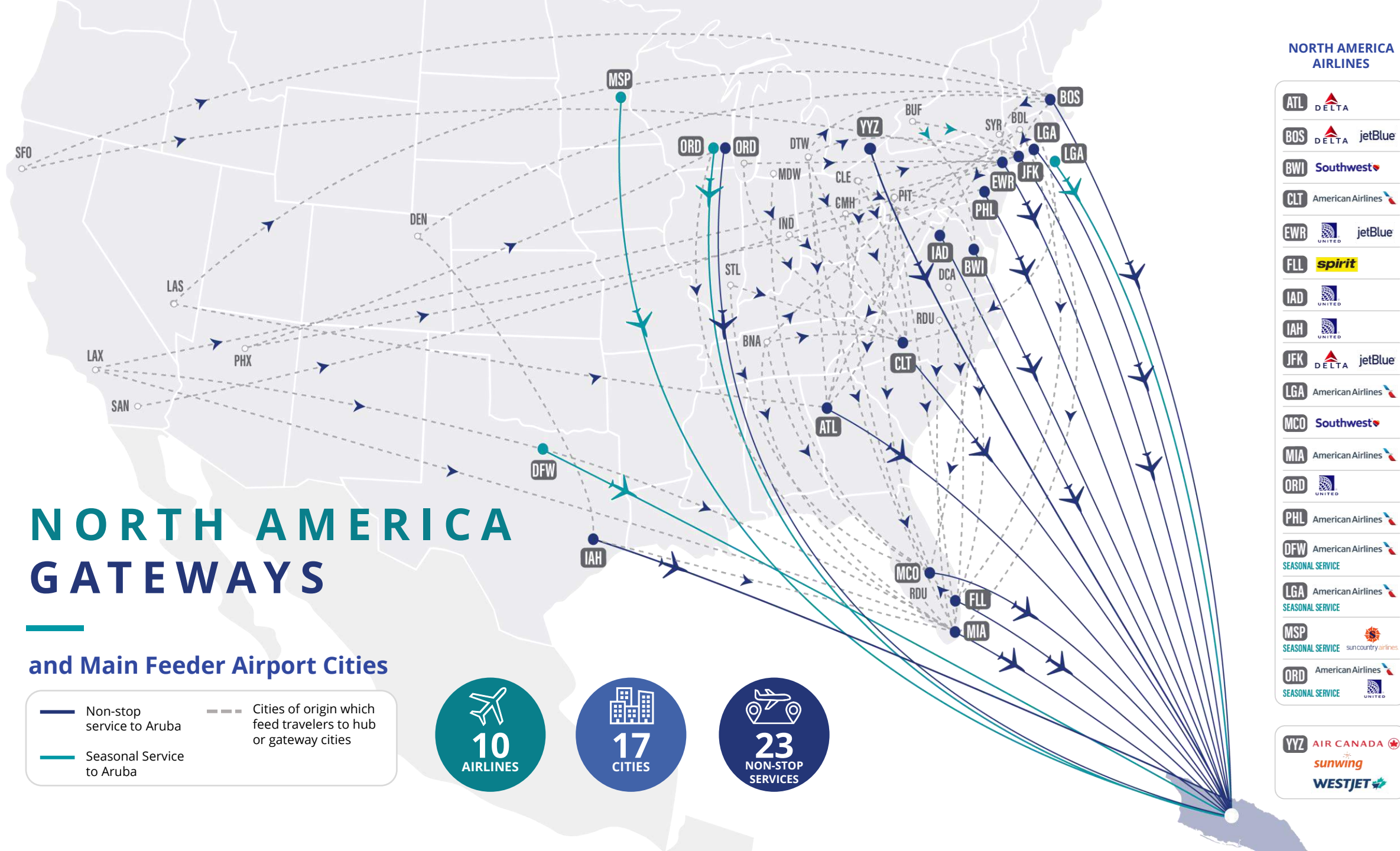
  
**10**  
 AIRLINES

  
**17**  
 CITIES

  
**23**  
 NON-STOP SERVICES

### NORTH AMERICA AIRLINES

- ATL** DELTA
- BOS** DELTA jetBlue
- BWI** Southwest
- CLT** American Airlines
- DFW** American Airlines
- EWR** UNITED jetBlue
- FLL** spirit
- IAD** UNITED
- IAH** UNITED
- JFK** DELTA jetBlue
- LGA** American Airlines
- MCO** Southwest
- MIA** American Airlines
- ORD** UNITED
- PHL** American Airlines
- DFW** American Airlines SEASONAL SERVICE
- LGA** American Airlines SEASONAL SERVICE
- MSP** SEASONAL SERVICE suncountryairlines
- ORD** American Airlines SEASONAL SERVICE UNITED
- YYZ** AIR CANADA
- sunwing**
- WESTJET**



# LATIN AMERICA, CARIBBEAN, DUTCH CARIBBEAN & EUROPE GATEWAYS

and Main Feeder Airport Cities

- Non-stop service to Aruba
- Seasonal Service to Aruba
- Cities of origin which feed travelers to hub or gateway cities

## LATIN AMERICA AIRLINES

- Avianca
- wingo
- wingo
- Surinam Airways
- LATAM AIRLINES
- wingo
- Copa Airlines

## CARIBBEAN AIRLINES

- arajet
- SKYhigh
- AIRCENTURY
- AIRCENTURY
- BRITISH AIRWAYS

## DUTCH CARIBBEAN AIRLINES

- DIVI DIVI AIR
- jetair
- EZAir
- WINAIR
- EZAir

## EUROPE AIRLINES

- KLM
- TUI
- BRITISH AIRWAYS



16 AIRLINES

14 CITIES

22 NON-STOP SERVICES





# Monthly Air Traffic Statistics

## February 2024 vs. 2023



# AIR TRAFFIC DASHBOARD

## YTD February 2024 vs. 2023



261,152

Revenue Generating Passengers  
Global

20.4% ↑



187,457

Revenue Generating Passengers  
USA

20.2% ↑



340,544

Total Outbound Seat Capacity  
Global

27.3% ↑



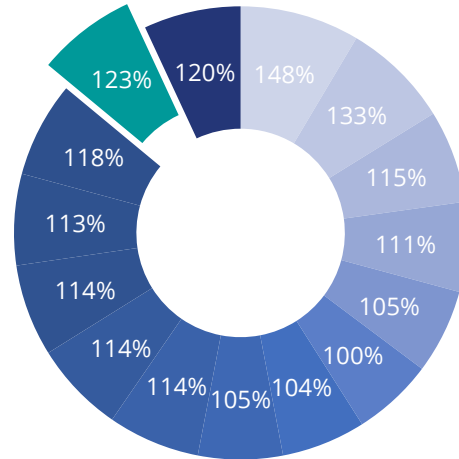
221,990

Seat Capacity  
USA

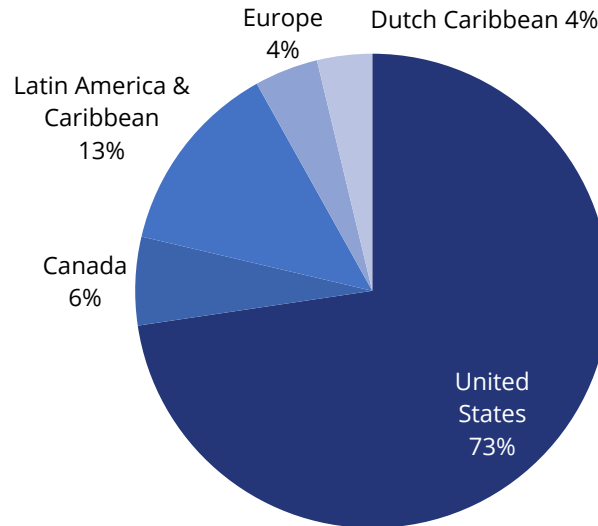
32.0% ↑

- Jan-23
- Feb-23
- Mar-23
- Apr-23
- May-23
- Jun-23
- Jul-23
- Aug-23
- Sep-23
- Oct-23
- Nov-23
- Dec-23
- Jan-24
- Feb-24
- YTD 2024

Traffic Recovery vs. 2023



Traffic Distribution



### Global

vs. 88.5% (5.1) pts



### United States

vs. 93.2% (6.8) pts



### Canada

vs. 90.9% (2.7) pts



### Latin America

vs. 75.0% 6.9 pts



### Europe

vs. 94.7% (18) pts



### Europe (excluding British Airways)

vs. 94.7% (4) pts



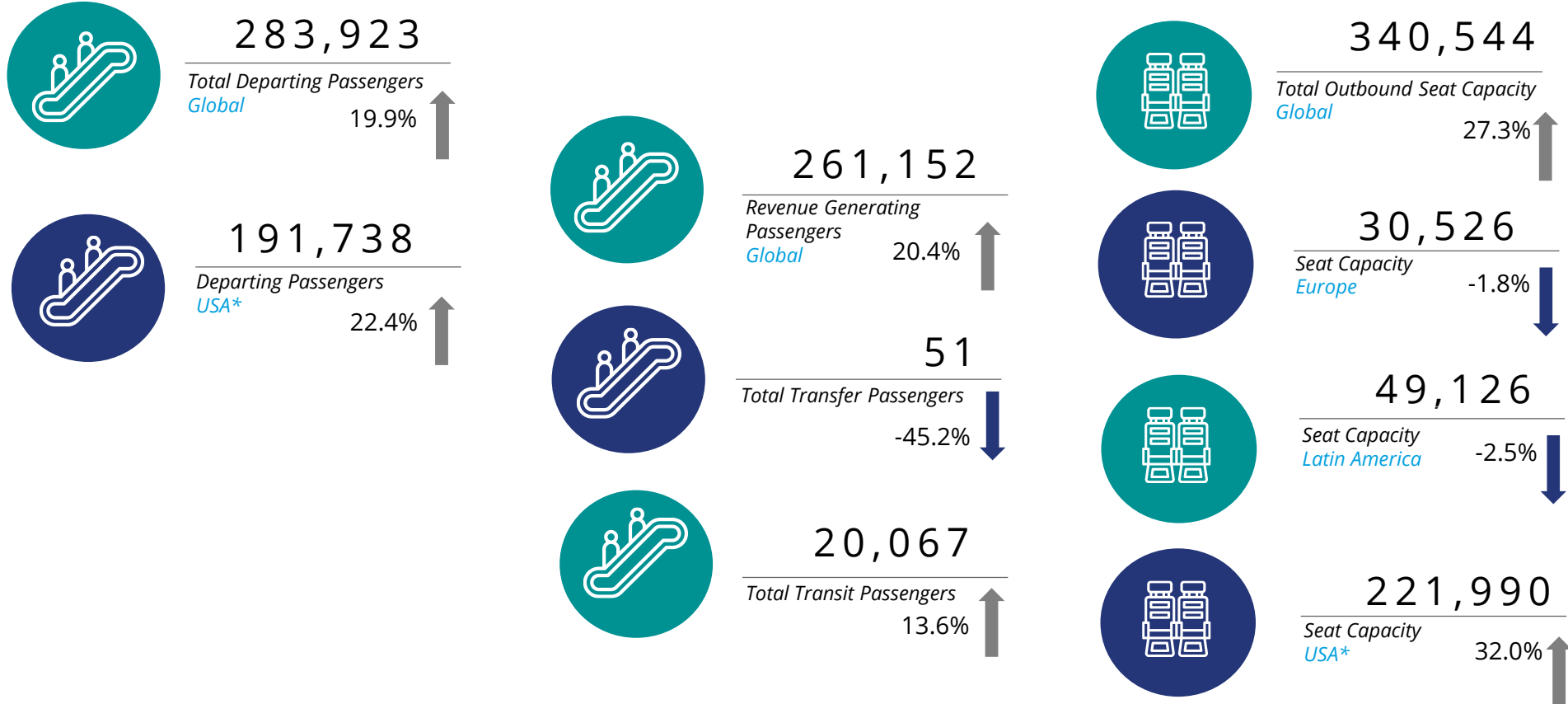
### Dutch Caribbean

vs. 65.4% 10.5 pts



# AIR PASSENGER MARKET ANALYSIS

## YTD February 2024



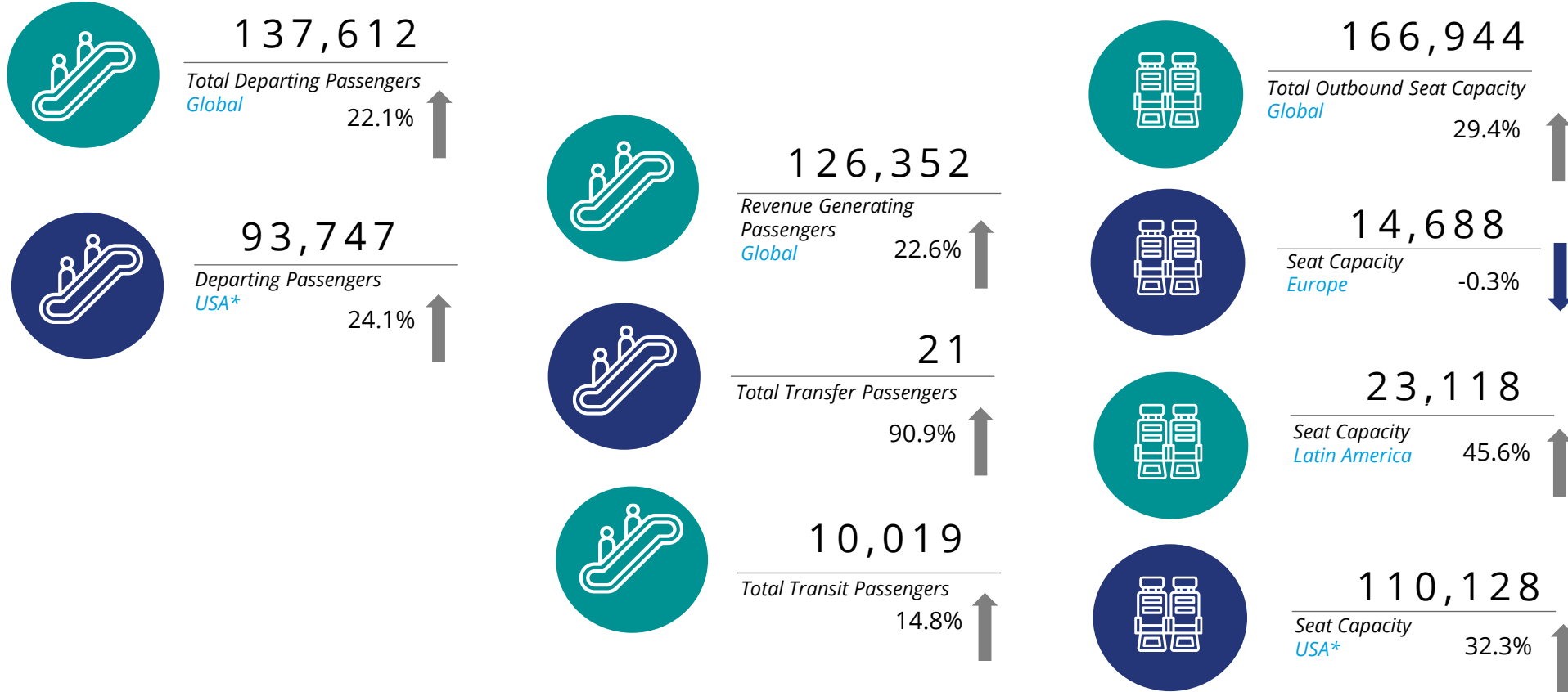
Source: Aruba Airport Authority YTD Feb 2024 vs. 2023

\*USA: Data Includes Non-Scheduled Charters, Tech Stops and Military



# AIR PASSENGER MARKET ANALYSIS

## February 2024



Source: Aruba Airport Authority Feb 2024 vs. 2023

\*USA: Data Includes Non-Scheduled Charters, Tech Stops and Military

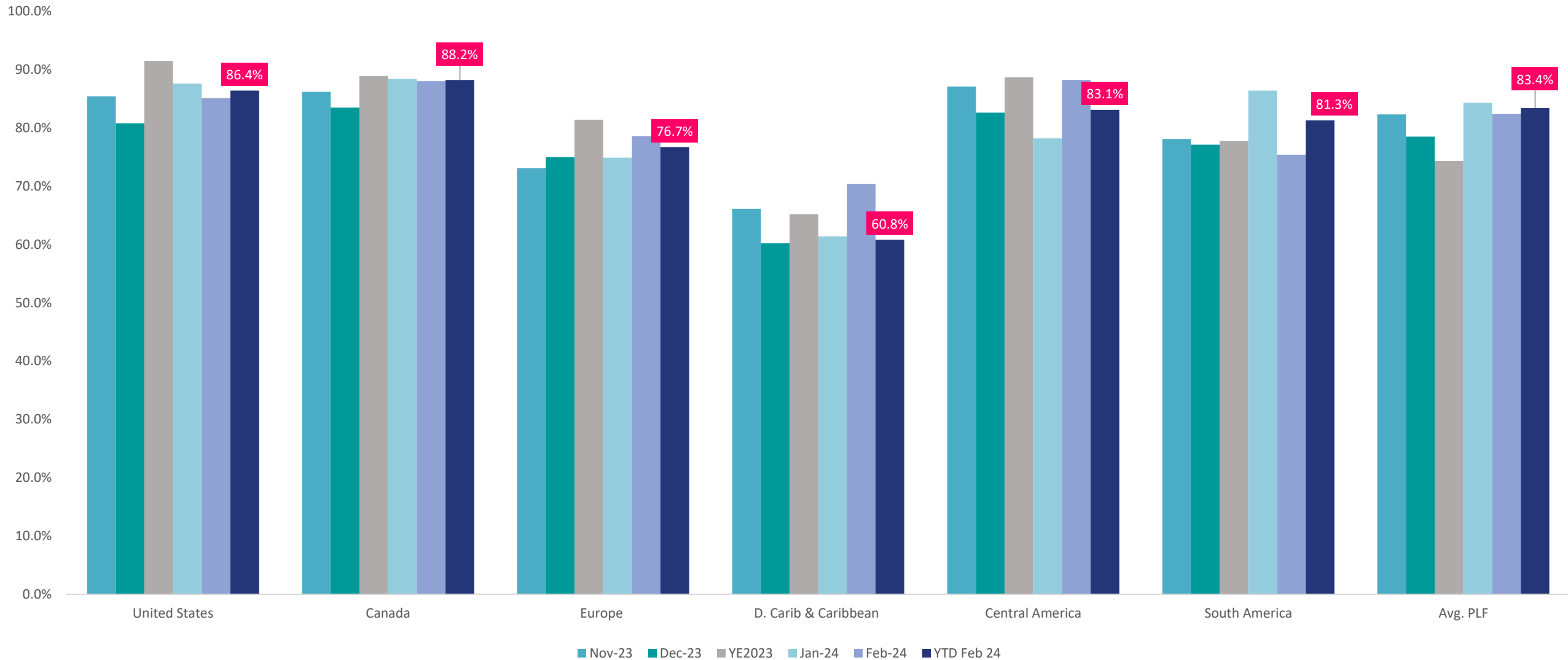


# Passenger Market Analysis

## Passenger Load Factor (LF)

# PASSENGER LOAD FACTOR (LF) BY REGION

November 2023 – YTD February 2024







# Air Passenger Market Analysis

## Passenger Load Factor (PLF)

# PASSENGER LOAD FACTOR (PLF) BY REGION

YTD February 2024 vs. 2023

## Global

vs. 88.5% (5.1) pts



## United States

vs. 93.2% (6.8) pts



## Canada

vs. 90.9% (2.7) pts



## Latin America

vs. 75.0% 6.9 pts




## Europe

vs. 94.7% (18) pts



## Europe (excluding British Airways)

vs. 94.7% (4) pts



## Dutch Caribbean


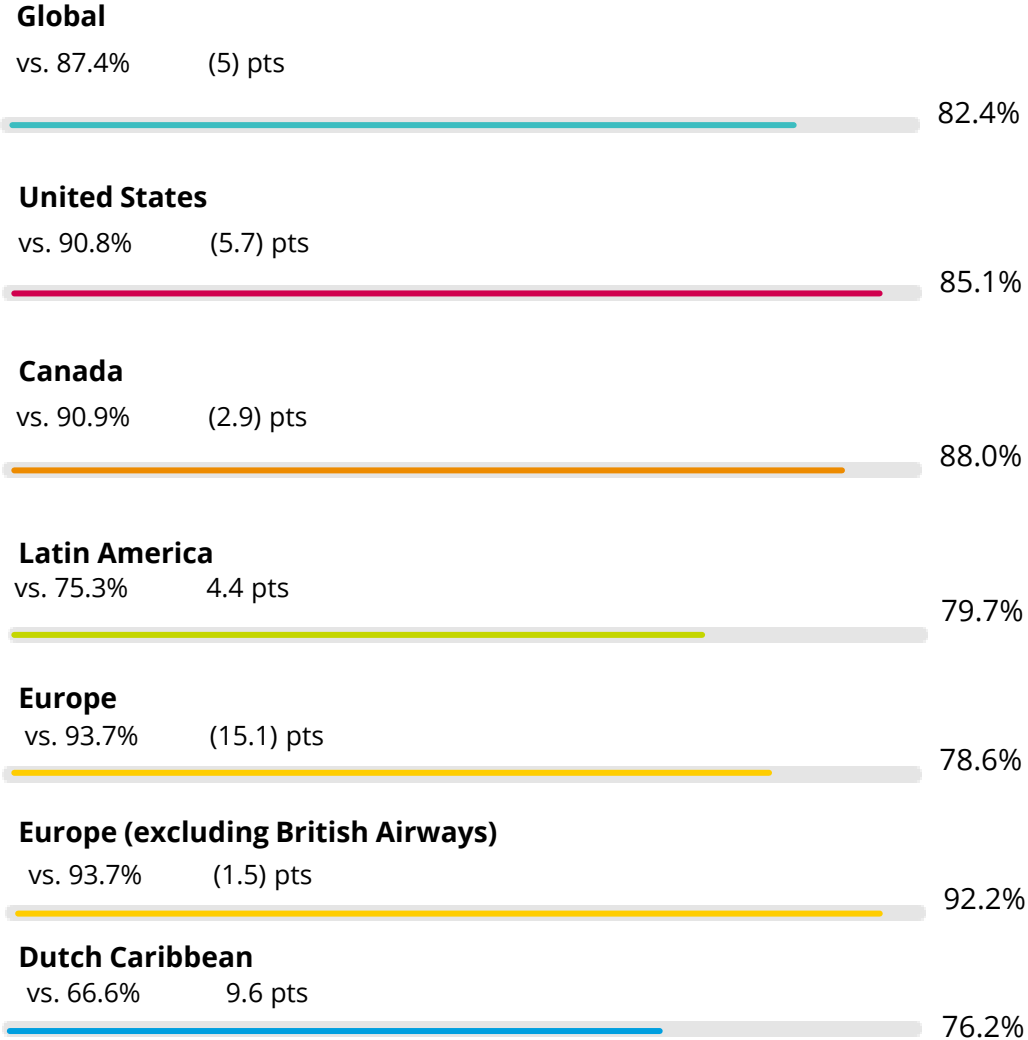
vs. 65.4% 10.5 pts



Source: Aruba Airport Authority February 2024 vs. 2023

# PASSENGER LOAD FACTOR (PLF) BY REGION

February 2024 vs. 2023





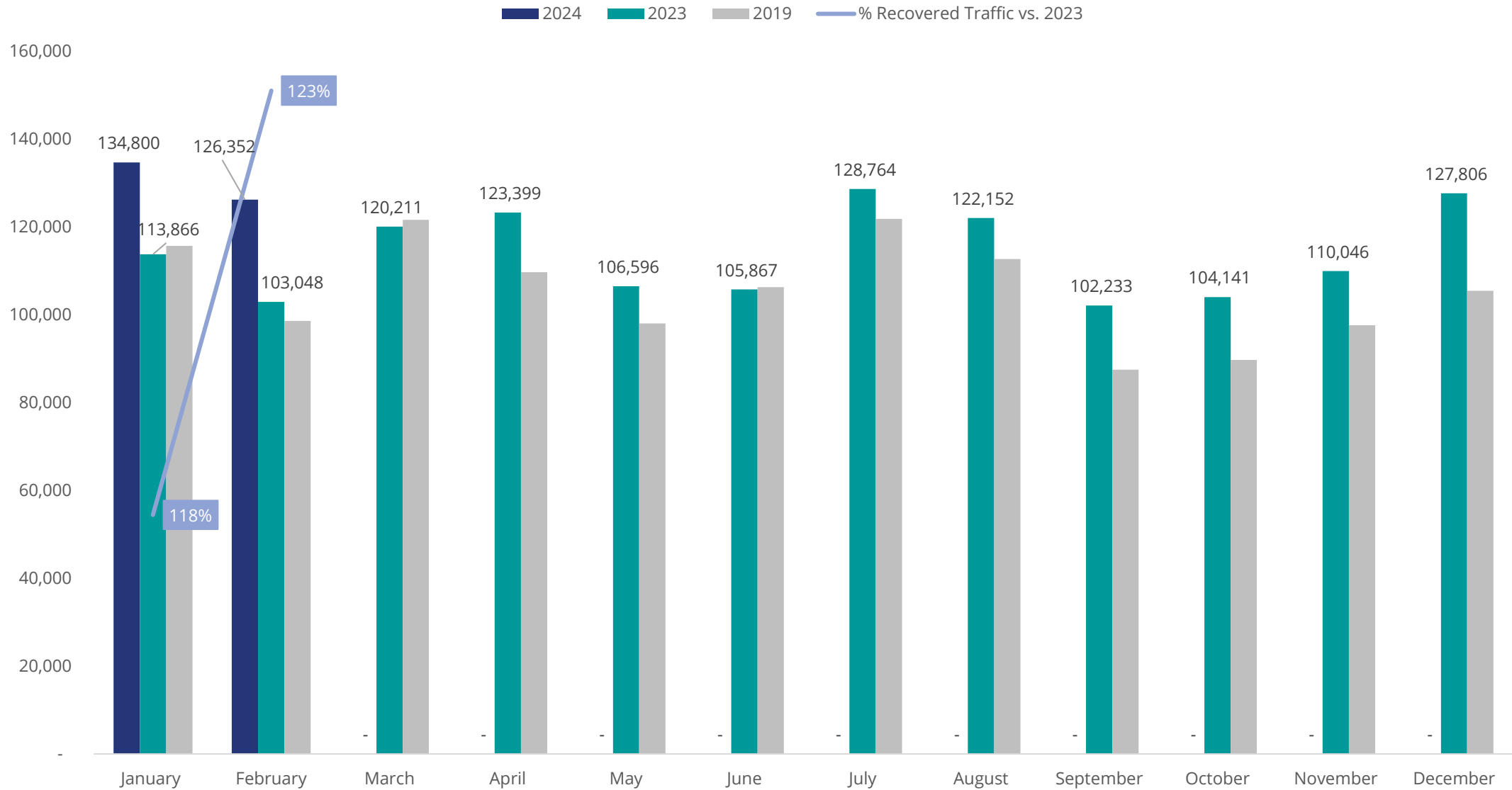


# Passenger Traffic Data

## Revenue Generating Passengers (RGP)

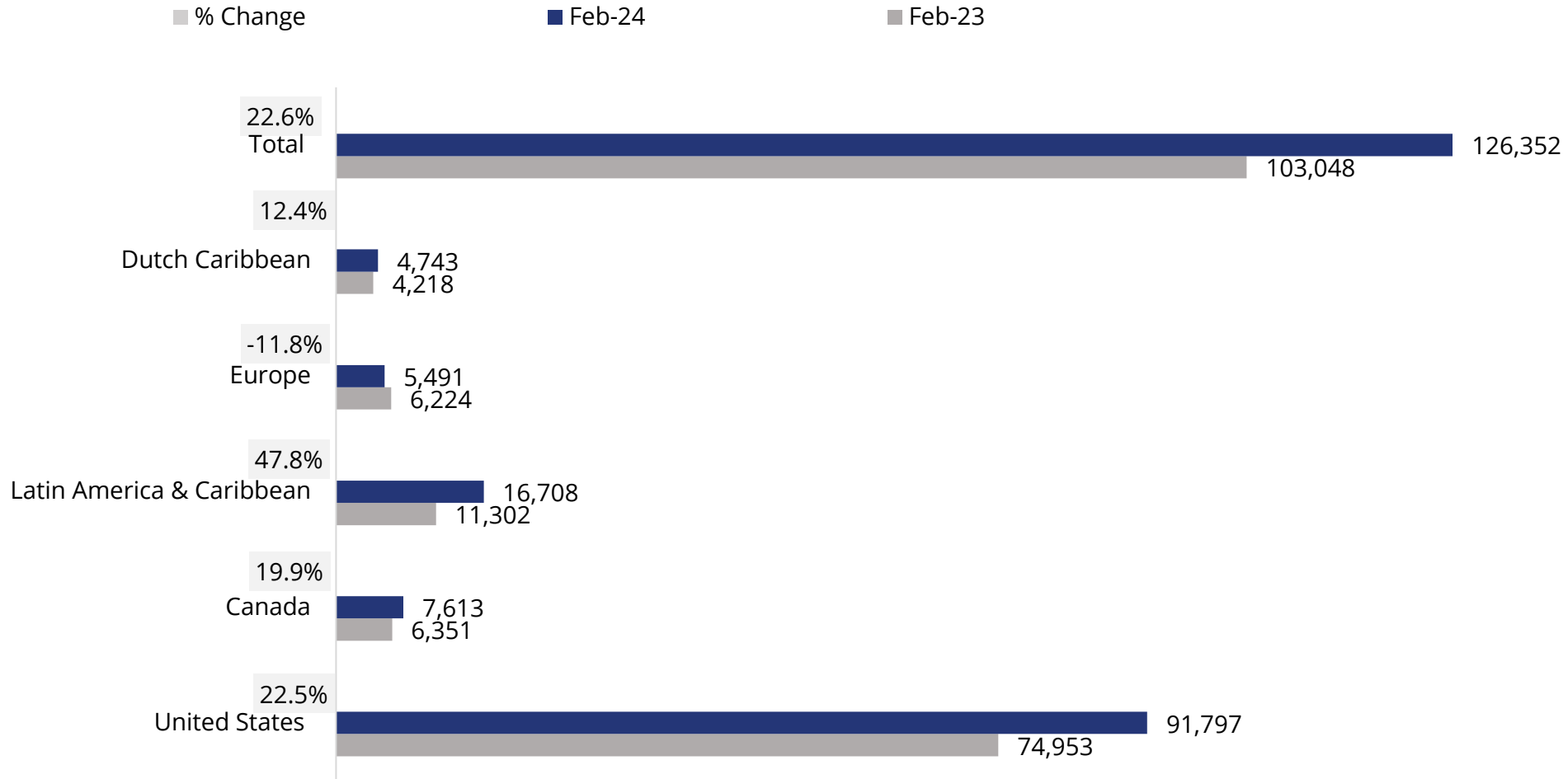
# REVENUE GENERATING PASSENGERS (RGPs) BY MONTH

## 2024 vs. 2023



# REVENUE GENERATING PASSENGERS (RGPs) BY REGION


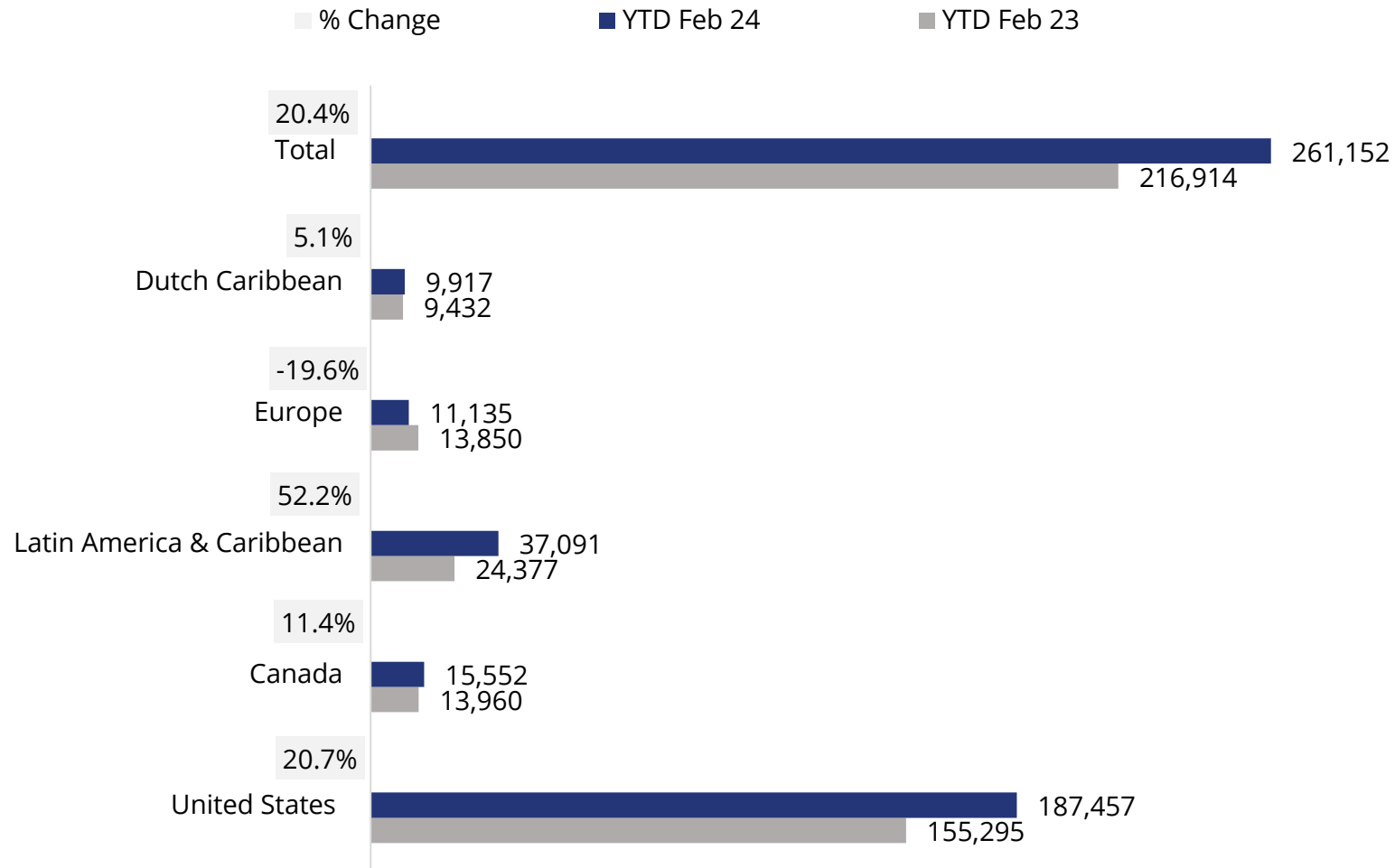
## February 2024 vs 2023





# REVENUE GENERATING PASSENGERS (RGPs) BY REGION

YTD February 24 vs. 23










# Airline Market Analysis

## Market Share by Airline

# Market Share by Airline and Gateway

February 2024






Airline by Passenger Revenue	Market Share MoM
 JetBlue (B6)	20.6% 0.8 pts.
 American Airlines (AA)	19.2% 1.3 pts.
 Delta Air Lines (DL)	14.4% (0.1) pts.
 United Airlines (UA)	10.6% (0.7) pts.
 Copa (CM)	4.5% 0.4 pts.



Gateway by Seat Capacity	Market Share
New York (JFK, EWR, LGA)	21.6%
Boston (BOS)	11%
Miami (MIA)	7%
Amsterdam (AMS)	7%
Atlanta (ATL)	6%

# Market Share by Airline and Gateway

## YTD February 2024

Airlines by Passenger Revenue		Market Share YTD February
	JetBlue (B6)	20.2%
	American Airlines (AA)	18.5%
	United Airlines (UA)	11.8%
	Delta Air Lines (DL)	11.0%
	Avianca (AV)	4.5%



Gateways by Seat Capacity	Market Share YTD February
New York (JFK, EWR, LGA)	22%
Boston (BOS)	10%
Miami (MIA)	8%
Amsterdam (AMS)	7%
Bogota (BOG)	5%



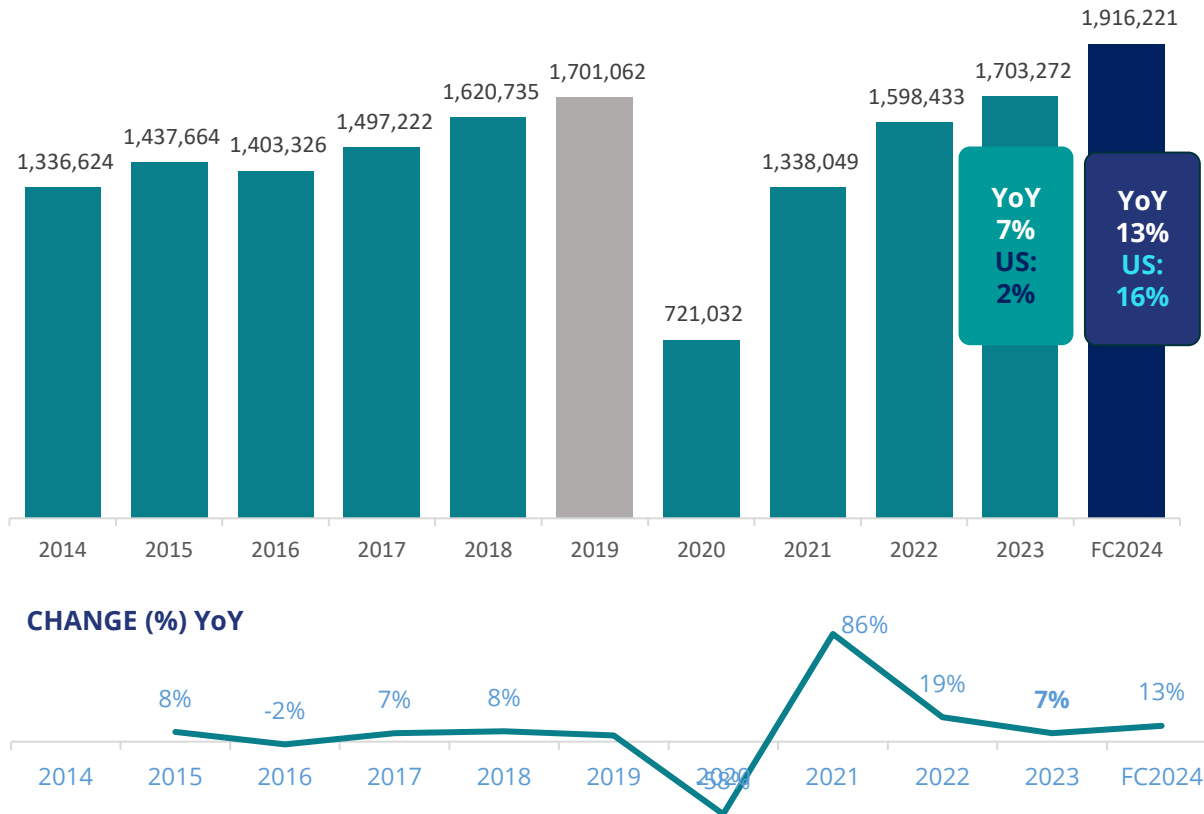
FEBRUARY 2024

# AIR SEAT CAPACITY ANALYSIS

*Global and by Region*



# GLOBAL AIR SEAT CAPACITY FORECAST BY REGION



The North American region is forecasted to reach 1.33M seats at the end of 2024, exhibiting a strong year-over-year growth of **16%**.

Region	FC2024	FY2023	Abs. Diff	% Diff	MS
United States	1,262,858	1,086,683	176,117	16%	66%
Canada	65,920	59,533	6,387	10%	3%
Latin America	294,567	216,657	77,910	36%	15%
Europe	165,363	185,891	(20,528)	-11%	9%
Neth. Ant. - Ven & Caribbean	127,513	154,508	(26,995)	-17%	7%
<b>Total</b>	<b>1,916,221</b>	<b>1,703,272</b>	<b>212,949</b>	<b>13%</b>	

FEB 2024

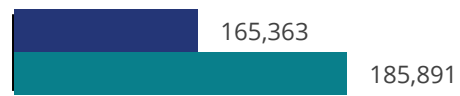
# 2024 EU AIR SEAT CAPACITY BY MONTH

Jan - Feb 2024 (FC Mar -Dec) vs. FY 2023



YTD  
**30,526**

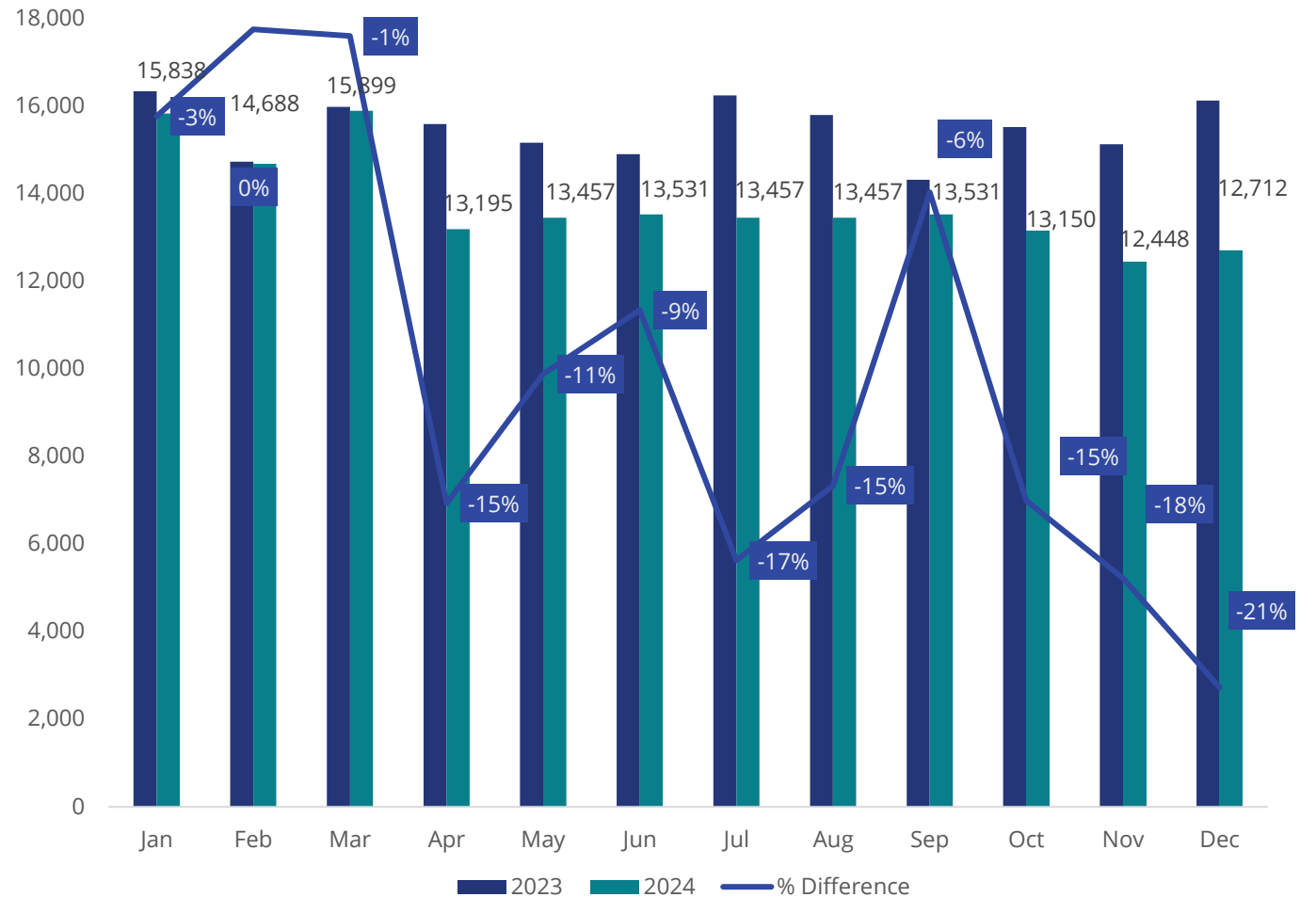
Total EU SC 24 vs 23



■ 2024 ■ 2023

Source | Aruba Airport Authority - March 2024  
Including charter flights

## SEAT CAPACITY FC 24 VS. 23: DOWN -11%



# LA AIR SEAT CAPACITY BY MONTH

Jan – Feb 2024 (FC Mar –Dec) vs. FY 2023

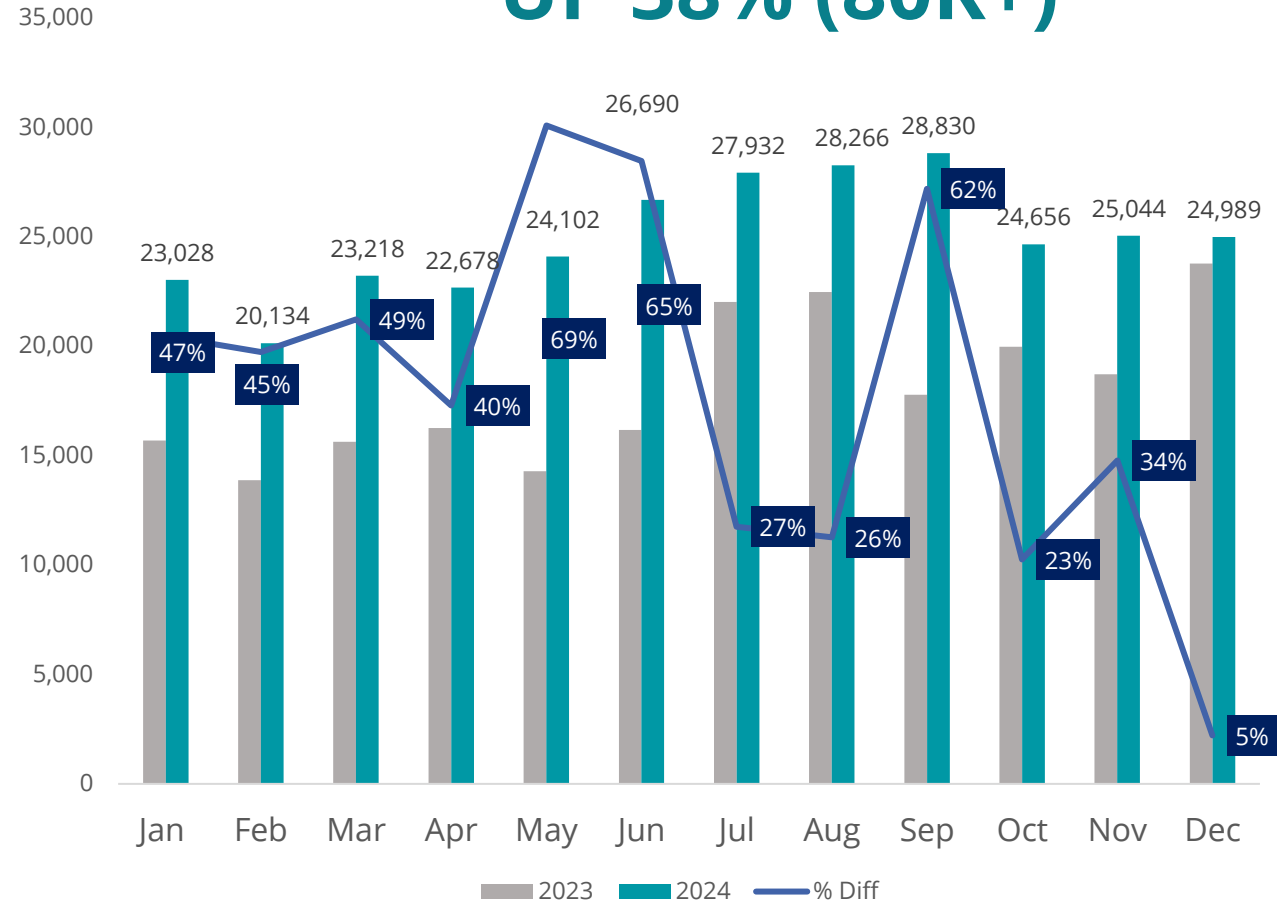
Total Seat Capacity 2024



YTD  
**23,028**



# SEAT CAPACITY FC 24 VS. 23: UP 38% (80K+)





# SEAT CAPACITY FC 24 VS. 23: UP 16%

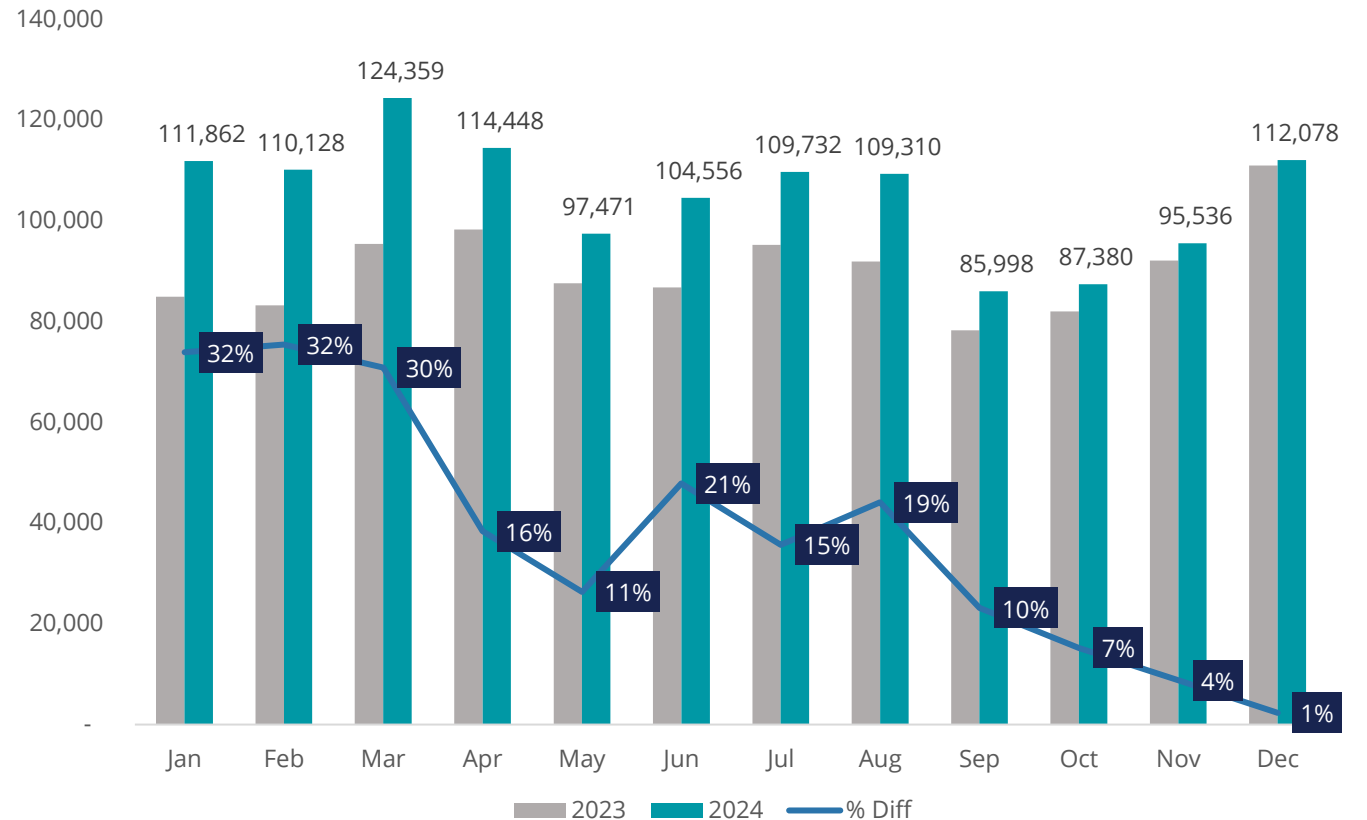
## US AIR SEAT CAPACITY LOAD FACTOR

Jan – Feb 2024 (FC Mar –Dec) vs. FY 2023



The forecast for 2024, when compared to 2023, projects a strong demand, with an anticipated increase of 16%, equivalent approximately 178K additional seats.

Source | Aruba Airport Authority –March.2024  
Including charter flights



FEB 2024

# 2024 CANADA AIR SEAT CAPACITY BY MONTH

Jan - Feb 2024 (FC Mar -Dec) vs. FY 2023



YTD  
**17,814**

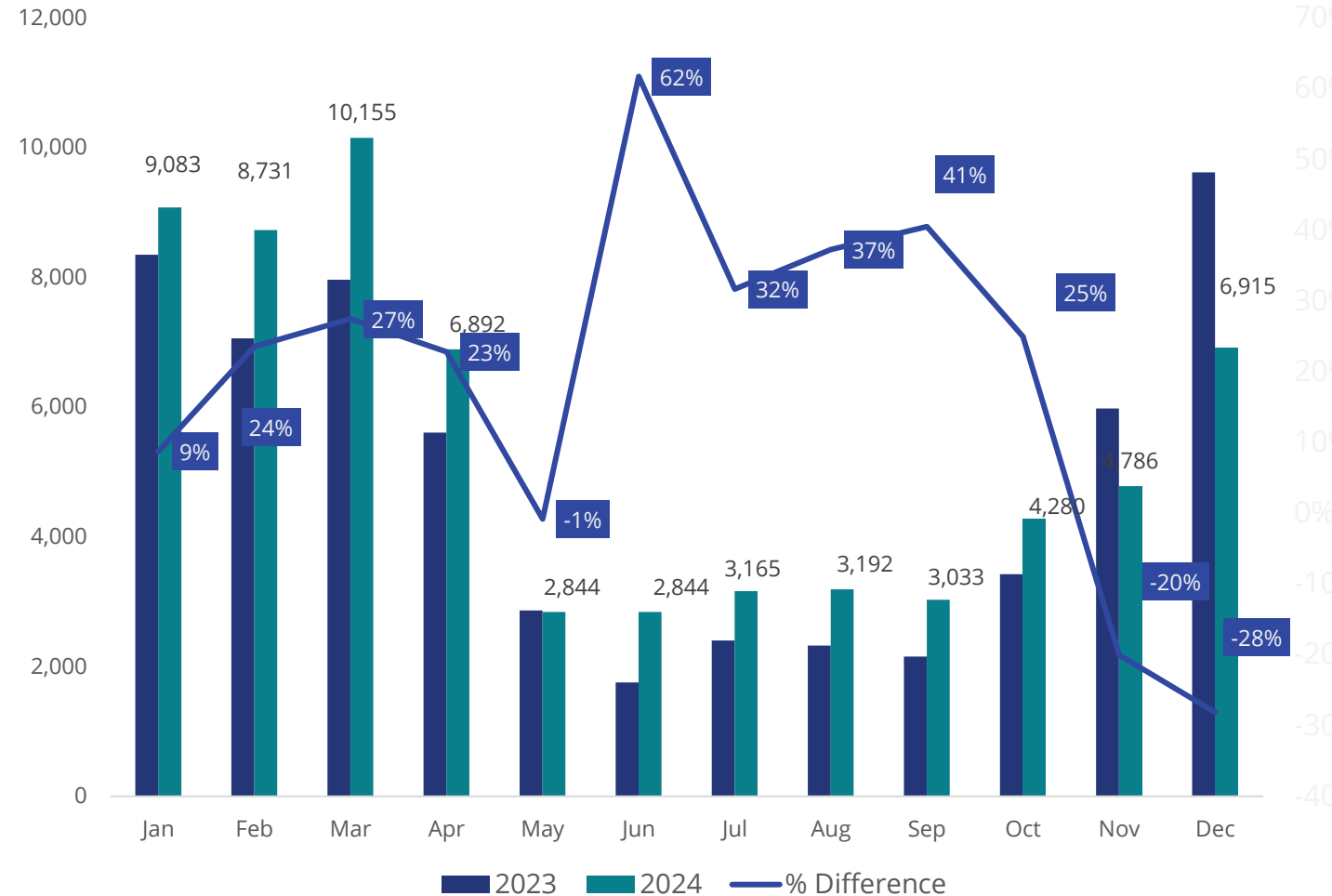
Total CA SC 24 vs 23



■ 2024 ■ 2023

Source | Aruba Airport Authority - March 2024  
Including charter flights

## SEAT CAPACITY FC 24 VS. 23: UP 10%



# US AIRLINE SEAT CAPACITY

2024 MoM growth compared to 2023. Projection Q1

2024-Q1

REGION	FC2024	2023	ABS. DIFF	% DIFF
January	111,862	84,951	33,911	39%
February	110,128	83,224	26,904	32%
March	124,359	95,402	28,957	30%
<b>TOTAL 2024-Q1</b>	<b>346,349</b>	<b>263,577</b>	<b>82,772</b>	<b>31%</b>

- Seat Capacity by American Airlines double daily to CLT, JetBlue 3 daily and 4th SAT to JFK, Spirit (NK) Daily to FLL, United Airlines daily to IAD, and Delta 13 weekly flights to ATL
- In Q1, there is a remarkable and consistent rise in seat capacity (SC) across all three months, with a significant growth of +33K SC in January.

Source | Aruba Airport Authority, Diio/Cirium – March.2024  
Excluding charter flights

# US AIRLINE SEAT CAPACITY

2024 MoM growth compared to 2023. Projection Q2

2024-Q2

REGION	FC2024	2023	ABS. DIFF	% DIFF
April	114,448	98,286	16,162	16%
May	97,471	87,597	9,874	11%
June	104,556	86,754	17,802	21%
<b>TOTAL 2024-Q2</b>	<b>316,475</b>	<b>272,637</b>	<b>43,838</b>	<b>16%</b>

- **Additional** Seat Capacity by JetBlue Daily to Newark, 3 daily and 4th SAT to JFK, Delta 13 weekly flights to ATL, Spirit 4 weekly to FLL, United Airlines daily flights to IAD, Southwest 5 weekly to BWI in June
- In the second quarter, an overall 16% growth is observed, with significant growth in April and June



# US AIRLINE SEAT CAPACITY

2024 MoM growth compared to 2023. Projection Q3

2024-Q3: *Subject to change*

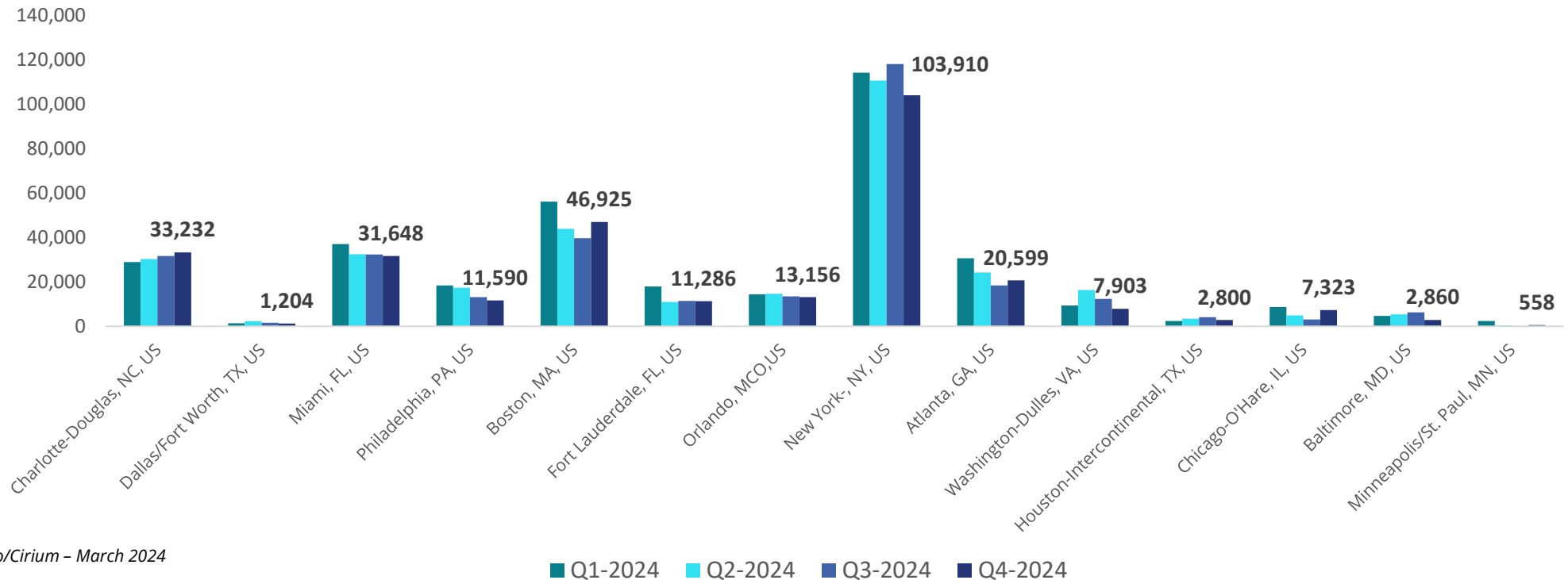
REGION	FC2024	2023	ABS. DIFF	% DIFF
July	109,732	95,189	14,543	15%
Aug	109,310	91,931	18,179	19%
Sep	85,998	78,249	7,749	10%
<b>TOTAL 2024-Q3</b>	<b>305,040</b>	<b>265,369</b>	<b>40,471</b>	<b>15%</b>

- Seat Capacity by American Airlines (CTL double daily and PHL daily), JetBlue Daily to EWR, 3 daily flights and 5th SAT to JFK, Spirit 4 weekly to FLL, United Airlines daily to IAD
- In the third quarter, an overall 15% of growth is observed, with significant growth in Aug

# AIR SEAT CAPACITY BY MARKET

FC2024 Quarterly

## New York: LARGEST MARKET 100,000+ SEATS (MS 35%)

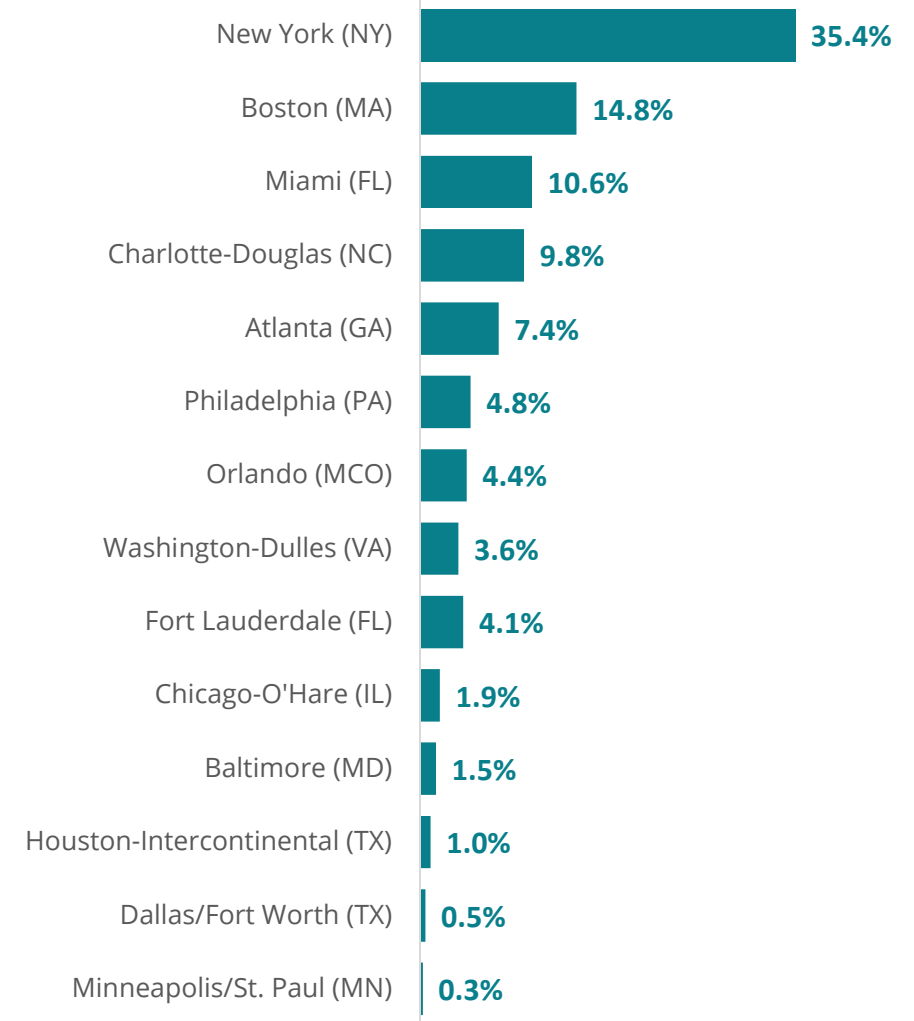
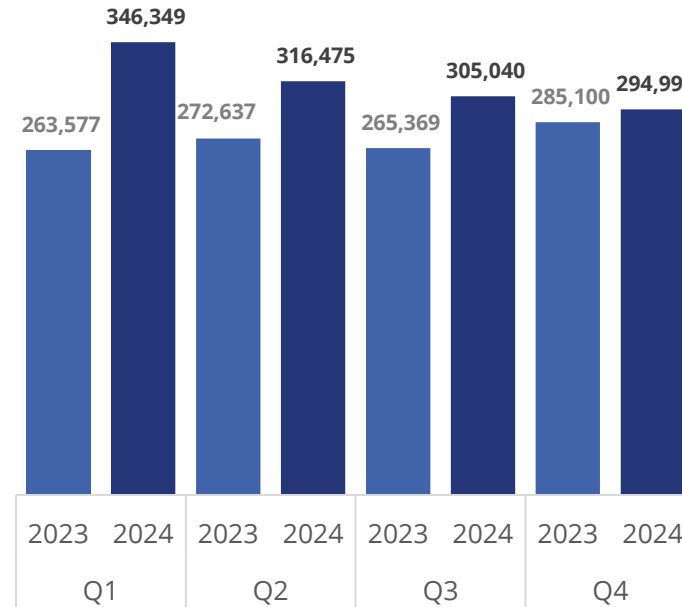
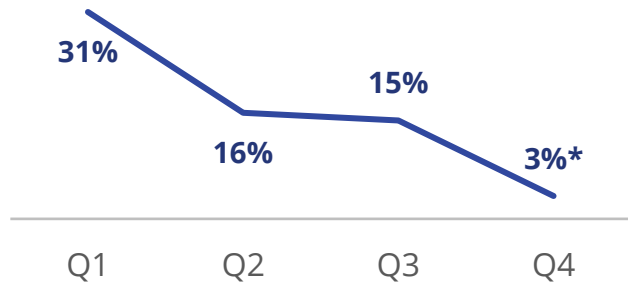


Source | Aruba Airport Authority, Diio/Cirium - March 2024  
Including charter flights

# AVAILABLE SEAT CAPACITY 2024 BY QUARTER BY CITY(MS)

Q1 significant increase in seats compared to year 2023

LE 2024



Source | Aruba Airport Authority, Dii/Cirium - March 024  
Including charter flights



# Air Service Development

## Winter and Summer 2024



# NORTH AMERICA SCHEDULE

WINTER 2023 - 2024

AIRLINES	GATEWAYS	LEVEL OF SERVICE	CONNECTIONS
<b>SPIRIT</b>	<b>FLL</b>	Daily	HUB (ENTIRE NETWORK)
<b>JETBLUE</b>	<b>EWR BOS JFK</b>	Daily 22 Weekly Flights – 3 Daily and 4th on Sat 22 Weekly Flights - 3 Daily and 4th on Sat	O/D & HUB
<b>DELTA AIR LINES</b>	<b>ATL JFK BOS</b>	13 weekly flights 8 weekly flights Daily	HUB
<b>UNITED</b>	<b>EWR</b>	Double Daily ( 2019 levels) 4 Weekly	HUB
<b>SOUTHWEST</b>	<b>BWI</b>	3 weekly flights (2nd SAT)	HUB
<b>SUN COUNTRY</b>	<b>MSP (seasonal)</b>	SAT	O/D
<b>AMERICAN AIRLINES</b>	<b>MIA, CLT, PHL (seasonal) ORD,LGA (seasonal) DFW (seasonal)</b>	Double Daily in Jan/Feb 8 weekly flights in Feb and Mar SAT SAT (Feb and Mar)	O/D & HUB
<b>AIR CANADA</b>	<b>YYZ</b>	3 weekly flights in Feb, 4 weekly flights in Mar	O/D
<b>WESTJET</b>	<b>YYZ</b>	6 weekly flights in Feb and Mar	O/D

# NORTH AMERICA SCHEDULE

SUMMER 2024

AIRLINES	GATEWAYS	LEVEL OF SERVICE	CONNECTIONS
<b>SPIRIT</b>	FLL	4 Weekly Service	HUB (ENTIRE NETWORK)
<b>JETBLUE</b>	EWR BOS JFK	Daily <b>April</b> - 22 Weekly Flights – 3 Daily and 4th on Sat   <b>May – Oct</b> -16 Weekly Flights April - 22 Weekly Flights - 3 Daily and 4th on Sat	O/D & HUB
<b>DELTA AIR LINES</b>	ATL JFK (A321neo) BOS ( <i>seasonal</i> )	<b>April:</b> 13 weekly service   <b>May – Oct:</b> Daily Daily   5 Weekly Flights in Sept and Oct <b>April</b> - Daily	HUB
<b>UNITED</b>	EWR IAD	Double Daily ( 2019 levels) <b>April – Aug</b> - Daily	HUB
<b>SOUTHWEST</b>	BWI	Increase from 2 to 5 weekly flights in June	O/D
<b>AMERICAN AIRLINES</b>	MIA, CLT, PHL ( <i>seasonal</i> ) ORD,LGA ( <i>seasonal</i> ) DFW ( <i>seasonal</i> )	Double Daily <b>April – Aug</b> - Daily SAT SAT (Feb and Mar)	O/D & HUB
<b>AIR CANADA</b>	YYZ	April – 3 Weekly Service   No Service in Summer 2024   Resumes services in Nov	O/D
<b>WESTJET</b>	YYZ	5 weekly flights in April 3 weekly flights in Jun, Jul, Aug	O/D



# EUROPE SCHEDULE

WINTER 2023 - 2024

Airline	Gateway	Level of Service	Connection
KLM	AMS	Daily	O/D & HUB
TUI	AMS	3 weekly	O/D
British Airways	ANU LGW	2 weekly Service THU & SUN	O/D & HUB

# EUROPE SCHEDULE

SUMMER 2024

Airline	Gateway	Level of Service	Connection
<b>KLM</b>	<b>AMS</b>	Daily	O/D & HUB
<b>TUI</b>	<b>AMS</b>	3 weekly	O/D
<b>British Airways</b>	<b>ANU LGW</b>	1 weekly Service SUN	O/D & HUB



# LATIN AMERICA SCHEDULE

WINTER 2023 - 2024

Airline	Gateways	Level of Service	Connections
Avianca	BOG	11 Weekly Flights	O/D & HUB
Wingo	BOG MDE CLO	3 weekly flights in Feb and Mar 3 weekly 2 weekly flights, Feb no Service	O/D
LATAM	LIM	3 Weekly Flights	O/D
Surinam Airways	PBM	3 Weekly Flights	O/D
Copa Airlines	PTY	10 Weekly flights Feb and Mar	O/D & HUB



# LATIN AMERICA SCHEDULE

SUMMER 2024

Airline	Gateways	Level of Service	Connections
<b>Avianca</b>	<b>BOG</b> <b>MDE</b> ( <i>New starting June 2nd</i> )	11 Weekly Flights 4 Weekly Flights	O/D & HUB O/D & HUB
<b>Wingo</b>	<b>BOG</b> <b>MDE</b> <b>CLO</b>	2 weekly flights in Apr and May   4 weekly Jun, Jul, Aug 3 weekly flights in Apr and May   5 weekly Jun, Jul, Aug 2 weekly flights, Feb no Service	O/D
<b>LATAM</b>	<b>LIM</b>	Increase to 4 weekly flights in July	O/D
<b>Surinam Airways</b>	<b>PBM</b>	3 Weekly Flights	O/D
<b>Copa Airlines</b>	<b>PTY</b>	10 Weekly flights Feb and Mar	O/D & HUB



# WEEKLY FLIGHT SCHEDULE

Period: MARCH- SEPTEMBER 2024

LINK: <https://www.airportaruba.com/flight-schedules>

Last Update: MAR 22, 2024

**\*Flight Schedules are subject to change**

# WEEKLY FLIGHT SCHEDULE | MARCH - SEPTEMBER 2024

## United States

Airline	Destination	MAR	APR	MAY	JUN	JUL	AUG	SEP
American Airlines	Miami	14 Double Daily	14 Double Daily	14 Double Daily	14 Double Daily	14 Double Daily	14 Double Daily	14 Double Daily
	Charlotte	14 Double Daily	13 2-MON   TUE   2- WED   2-THU   2- FRI   2SAT   2-SUN	14 Double Daily	14 Double Daily	14 Double Daily	14 Double Daily	14 Double Daily
	Philadelphia	8 MON   TUE   WED   THU   FRI   2- SAT   SUN	7 Daily	7 Daily	7 Daily	7 Daily	7 Daily	1 Sat
	Chicago Seasonal Service	1 SAT	x	x	x	x	x	x
	La Guardia - New York Seasonal Service	1 SAT	1 SAT	1 SAT	1 SAT	1 SAT	1 SAT	x
	Dallas Seasonal Service	1 SAT	1 SAT	1 SAT	1 SAT	1 SAT	1 SAT	x

# WEEKLY FLIGHT SCHEDULE | MARCH - SEPTEMBER 2024

## United States

Airline	Destination	MAR	APR	MAY	JUN	JUL	AUG	SEP
United Airlines	Newark	16 2-MON   2-TUE   2-WED   2-THU   2-FRI   3-SAT   3-SUN	14 Double Daily	14 Double Daily	14 Double Daily	14 Double Daily	14 Double Daily	14 Double Daily
	Houston	1 SAT	1 SAT	1 SAT	2 SAT   SUN	2 SAT   SUN	2 SAT   SUN	1 SAT
	Washington <i>Increase to daily in April</i>	4 TUE   THU   SAT   SUN	7 Daily	7 Daily	7 Daily	7 Daily	7 Daily	1 SAT
	Chicago <i>Increase to daily in April</i>	3 FRI   SAT   SUN	7 (+4) Daily	7 Daily	7 Daily	7 Daily	7 Daily	No service

# WEEKLY FLIGHT SCHEDULE | MARCH - SEPTEMBER 2024



## United States

Airline	Destination	MAR	APR	MAY	JUN	JUL	AUG	SEP
JetBlue	Boston	22 3-MON   3-TUE   3-WED   3-THU   3-FRI   4-SAT   3-SUN	22 3-MON   3-TUE   3-WED   3-THU   3-FRI   4-SAT   3-SUN	15 2-MON   2-TUE   2-WED   2-THU   3-FRI   2-SAT   2-SUN	16 2-MON   2-TUE   2-WED   2-THU   3-FRI   3-SAT   2-SUN	16 2-MON   2-TUE   2-WED   2-THU   3-FRI   3-SAT   2-SUN	16 2-MON   2-TUE   2-WED   2-THU   3-FRI   3-SAT   2-SUN	16 2-MON   2-TUE   2-WED   2-THU   3-FRI   3-SAT   2-SUN
	New York - JFK	22 3-MON   3-TUE   3WED   3-THU   3-FRI   4-SAT   3-SUN	22 3-MON   3-TUE   3WED   3-THU   3-FRI   4-SAT   3-SUN	18 2-MON   2-TUE   2-WED   2-THU   3-FRI   4-SAT   3-SUN	20 2-MON   2-TUE   2-WED   3-THU   3-FRI   5-SAT   3-SUN	23 3-MON   3-TUE   3WED   3-THU   3-FRI   5-SAT   3-SUN	23 3-MON   3-TUE   3WED   3-THU   3-FRI   5-SAT   3-SUN	16 2-MON   2-TUE   2-WED   2-THU   3-FRI   3-SAT   2-SUN
	Newark	7 Daily	7 Daily	1 SAT	4 THU   FRI   SAT   SUN	7 Daily	7 Daily	7 Daily
Delta Air Lines	Atlanta	13 2-MON   TUE   2-WED   2-THU   2-FRI   2-SAT   2-SUN	13 2-MON   TUE   2-WED   2-THU   2-FRI   2-SAT   2-SUN	7 Daily	7 Daily	7 Daily	7 Daily	7 Daily
	New York - JFK	8 Daily and 2nd SAT	7 Daily	7 Daily	7 Daily	7 Daily	7 Daily	7 Daily
	Boston Seasonal Service	7 Daily	7 Daily	x	x	x	x	x



# WEEKLY FLIGHT SCHEDULE | MARCH - SEPTEMBER 2024

## United States

Airline	Destination	MAR	APR	MAY	JUN	JUL	AUG	SEP
Southwest	Baltimore	2 SAT   SUN	2 SAT   SUN	2 SAT   SUN	5 MON THU  FRI  SAT   SUN	5 MON THU  FRI  SAT   SUN	2 SAT   SUN	2 SAT   SUN
	Orlando	7 Daily	7 Daily	7 Daily	7 Daily	7 Daily	7 Daily	7 Daily
Spirit	Fort Lauderdale <i>Reduce weekly frequencies in April</i>	7 Daily	4 (-3) TUE  THU   SAT  SUN	4 (-3) TUE  THU  SAT   SUN	4 (-3) TUE  THU   SAT  SUN	4 (-3) TUE  THU   SAT  SUN	4 TUE  THU   SAT  SUN	4 TUE  THU   SAT  SUN
Sun Country	Minneapolis <i>Seasonal Service</i>	1 SAT	x	x	x	x	x	x
Surinam Airways	Miami (via CUR)	3 MON   WED   FRI	3 MON   WED   FRI	3 MON   WED   FRI	3 MON   WED   FRI	3 MON   WED   FRI	3 MON   WED   FRI	3 MON   WED   FRI

# WEEKLY FLIGHT SCHEDULE | MARCH - SEPTEMBER 2024

## Canada

Airline	Destination	MAR	APR	MAY	JUN	JUL	AUG	SEP
Air Canada	Toronto <i>No services in summer season</i>	4 MON   WED   FRI   SUN	3 MON   FRI   SUN	x	x	x	x	x
WestJet	Toronto	6 TUE   WED   THU   FRI   SAT   SUN	5 WED   THU   FRI   SAT   SUN	2 THU   SAT	2 THU   SAT	3 (+1) TUE   THU   SAT	3 TUE   THU   SAT	2 TUE   SAT
Sunwing	Toronto	3 MON   SAT   SUN	1 MON	1 MON	1 MON	1 MON	1 MON	1 MON

# WEEKLY FLIGHT SCHEDULE | MARCH - SEPTEMBER 2024

## Europe

Airline	Destination	MAR	APR	MAY	JUN	JUL	AUG	SEP
KLM	Amsterdam (via BON)	7 Daily	7 Daily	7 Daily	7 Daily	7 Daily	7 Daily	7 Daily
TUI NL	Amsterdam (via CUR)	3 MON   THU   SUN	3 MON   THU   SUN	3 MON   THU   SUN	3 MON   THU   SUN	3 MON   THU   SUN	3 MON   THU   SUN	3 MON   THU   SUN
British Airways	London Gatwick (via ANU) <i>Change in flight schedule days as of April</i>	2 WED   SUN	1 SUN	1 SUN	1 SUN	1 SUN	1 SUN	1 SUN

# WEEKLY FLIGHT SCHEDULE | MARCH - SEPTEMBER 2024

## Latin America

Airline	Destination	MAR	APR	MAY	JUN	JUL	AUG	SEP
Avianca	Bogota	11 2-MON   TUE   WED   2-THU   2- FRI   SAT   SUN	11 MON   2-TUE   WED   2-THU   FRI   2- SAT   2-SUN	11 MON   2-TUE   WED   2-THU   FRI   2- SAT   2-SUN	11 MON   2-TUE   WED   2-THU   FRI   2- SAT   2-SUN	11 MON   2-TUE   WED   2-THU   FRI   2- SAT   2-SUN	11 MON   2-TUE   WED   2-THU   FRI   2- SAT   2-SUN	11 MON   2-TUE   WED   2-THU   FRI   2- SAT   2-SUN
Avianca	Medellin <i>New Route starting June 2nd</i>				4 MON   WED   FRI   SUN	4 MON   WED   FRI   SUN	4 MON   WED   FRI   SUN	4 MON   WED   FRI   SUN
Copa	Panama	10 2-MON   TUE   WED   2-THU   2-FRI   SAT   SUN	10 2-MON   TUE   WED   2-THU   2- FRI   SAT   SUN	10 2-MON   TUE   WED   2-THU   2- FRI   SAT   SUN	10 2-MON   TUE   WED   2-THU   2- FRI   SAT   SUN	11 (+1) 2-MON   TUE   WED   2-THU   2- FRI   SAT   2-SUN	10 2-MON   TUE   WED   2-THU   2- FRI   SAT   SUN	9 2-MON   TUE   WED   THU   2- FRI   SAT   SUN
Surinam Airways	Paramaribo (via CUR)	3 MON   WED   FRI	3 MON   WED   FRI	3 MON   WED   FRI	3 MON   WED   FRI	3 MON   WED   FRI	3 MON   WED   FRI	3 MON   WED   FRI
Wingo	Bogota	2 THU   SUN	2 THU   SUN	2 THU   SUN	4 (+2) MON   THU   SAT   SUN	4 MON   THU   SAT   SUN	4 MON   THU   SAT   SUN	4 MON   THU   SAT   SUN
Wingo	Medellin	3 MON   WED   SAT	3 MON   WED   SAT	3 MON   WED   SAT	5 (+2) MON   TUE   WED   THU   SAT	5 MON   TUE   WED   THU   SAT	5 MON   TUE   WED   THU   SAT	5 MON   TUE   WED   THU   SAT
Wingo	Cali <i>Seasonal Service</i>	2 WED   SAT	2 WED   SAT	2 WED   SAT	2 WED   SAT	2 WED   SAT	2 WED   SAT	2 WED   SAT
LATAM	Lima <i>Increase weekly frequencies in July</i>	3 THU   SAT   SUN	3 THU   SAT   SUN	3 THU   SAT   SUN	3 THU   SAT   SUN	4 (+1) MON   THU   SAT   SUN	4 (+1) MON   THU   SAT   SUN	4 (+1) MON   THU   SAT   SUN

# WEEKLY FLIGHT SCHEDULE | MARCH - SEPTEMBER 2024

## Caribbean

Airline	Destination	MAR	APR	MAY	JUN	JUL	AUG	SEP
Sky High	St. Domingo (SDQ) <i>(via CUR on SUN)</i>	2 WED   SUN	2 WED   SUN	2 WED   SUN	2 WED   SUN	2 WED   SUN	2 WED   SUN	2 WED   SUN
Air Century	Punta Cana (PUJ) <i>Resumes service in July</i>	x	x	x	x	3 MON   WED   FRI	3 MON   WED   FRI	x
Air Century	St. Domingo (JBQ)	2 MON   FRI	2 MON   FRI	2 MON   FRI	2 MON   FRI	2 MON   FRI	2 MON   FRI	2 MON   FRI
Arajet	St. Domingo (SDQ) <i>(via CUR)</i>	2 WED   SAT	2 WED   SAT	2 WED   SAT	2 WED   SAT	2 WED   SAT	2 WED   SAT	2 WED   SAT



# WEEKLY FLIGHT SCHEDULE | MARCH - SEPTEMBER 2024



## Dutch Caribbean

Airline	Destination	MAR	APR	MAY	JUN	JUL	AUG	SEP
Divi Divi Air	Curacao	46 7-MON 7-TUE 7-WED 7-THU 7FRI 6-SAT 5-SUN	46 7-MON 7-TUE 7-TUE 7-WED 7-THU 7FRI 6-SAT 5-SUN	46 7-MON 7-TUE 7-WED 7-THU 7FRI 6-SAT 5-SUN	46 7-MON 7-TUE 7-WED 7-THU 7FRI 6-SAT 5-SUN	46 7-MON 7-TUE 7-WED 7-THU 7FRI 6-SAT 5-SUN	46 7-MON 7-TUE 7-WED 7-THU 7FRI 6-SAT 5-SUN	46 7-MON 7-TUE 7-WED 7-THU 7FRI 6-SAT 5-SUN
EZ Air	Curacao	17 3-MON 3-TUE 4-WED 3-THU 3-FRI SUN	17 3-MON 3-TUE 4-WED 3-THU 3-FRI SUN	17 3-MON 3-TUE 4-WED 3-THU 3-FRI SUN	17 3-MON 3-TUE 4-WED 3-THU 3-FRI SUN	17 3-MON 3-TUE 4-WED 3-THU 3-FRI SUN	17 3-MON 3-TUE 4-WED 3-THU 3-FRI SUN	17 3-MON 3-TUE 4-WED 3-THU 3-FRI SUN
Jetair	Curacao <i>Restart Services TBD</i>	x	x	x	x	x	x	x
EZ Air	Bonaire	3 TUE WED THU	3 TUE WED THU	3 TUE WED THU	3 TUE WED THU	3 TUE WED THU	3 TUE WED THU	3 TUE WED THU
Winair	Sint Maarten (via CUR)	4 MON WED FRI SAT	4 MON WED FRI SAT	4 MON WED FRI SAT	4 MON WED FRI SAT	4 MON WED FRI SAT	4 MON WED FRI SAT	4 MON WED FRI SAT



LET'S STAY CONNECTED

For any questions related to the report and/or additional information requests please contact

Jo-Anne Meaux Arends  
Aviation Business Development Executive  
[j.arends@airportaruba.com](mailto:j.arends@airportaruba.com)

