

# ARUBA AIRPORT MONTHLY TRAFFIC STATISTICS MARCH 2024

---



MARCH 2024

# DASHBOARD



**40+**  
STORES &  
RESTAURANTS



**2.8M**  
PASSENGERS  
YEAR CAPACITY



**8**  
JET BRIDGES  
(PBBs)



**5**  
SECURITY SCREENING  
CHECKPOINTS



**41K**  
M2 OF AIRPORT  
FACILITIES



**25+**  
AIRLINES



**45+**  
NON-STOP  
SERVICES



**21**  
AIRCRAFT  
POSITIONS



**260**  
PARKING  
SPACES



**CAPACITY TO OPERATE**  
**24K**  
Aircraft movements per year  
(inbound and outbound)

# AIRLINES@AUA AIRPORT

AUA offers non-stop service to 45+ different destinations

NORTH AMERICA		EUROPE		LATIN AMERICA		CARIBBEAN	
	DESTINATIONS		DESTINATIONS		DESTINATIONS		DESTINATIONS
	3		1		1		1
	6		1		3		1
	4		1		1		1
	3				1		2
	2				1		1
	1						2
	1						1
	1						1
	1						
	1						



# NORTH AMERICA GATEWAYS

## and Main Feeder Airport Cities

- Non-stop service to Aruba
- Cities of origin which feed travelers to hub or gateway cities
- Seasonal Service to Aruba

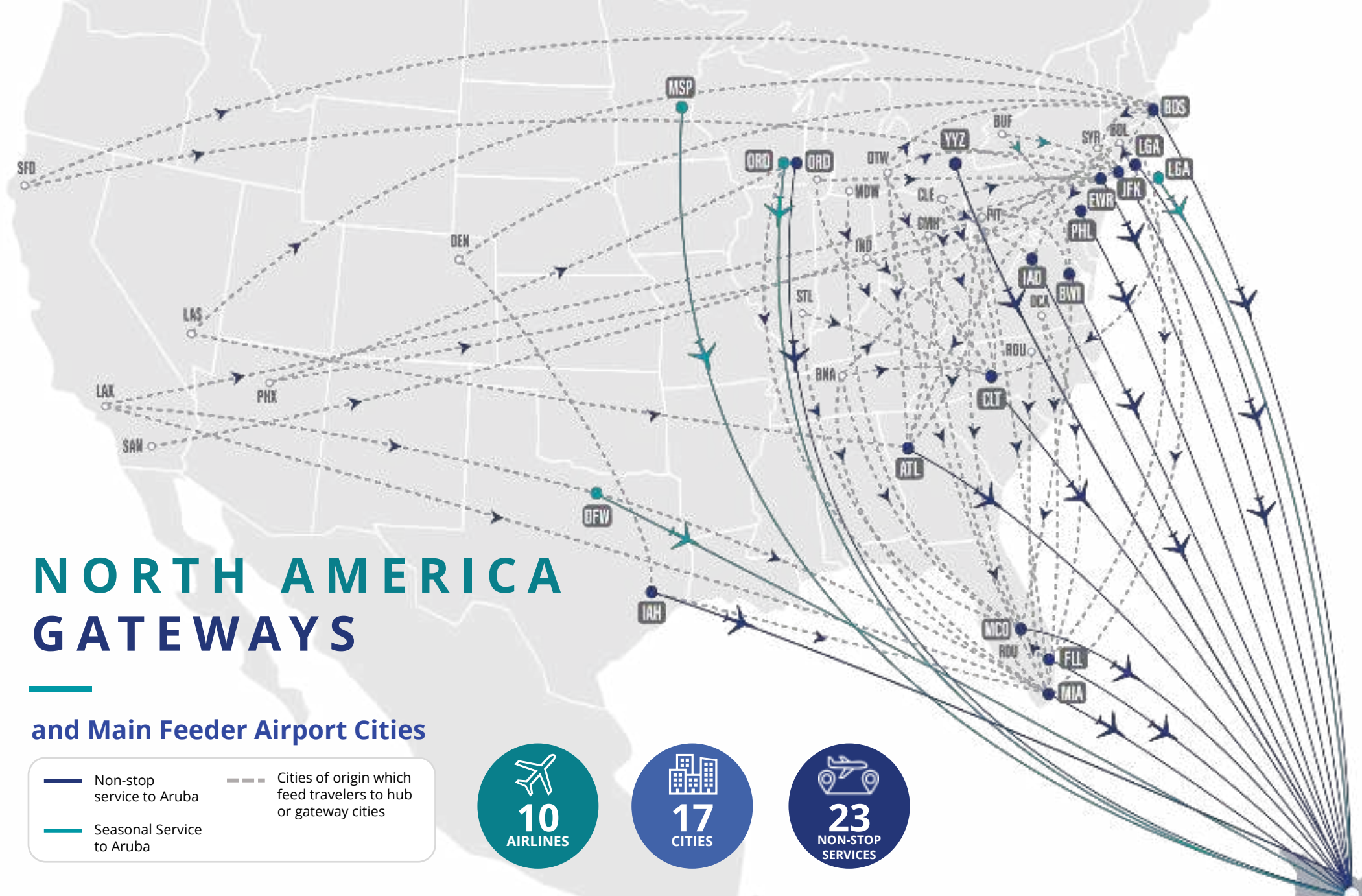
10 AIRLINES

17 CITIES

23 NON-STOP SERVICES

### NORTH AMERICA AIRLINES

- ATL DELTA
- BOS DELTA jetBlue
- BWI Southwest
- CLT American Airlines
- EWB jetBlue
- FLL spirit
- IAD
- IAH
- JFK DELTA jetBlue
- LGA American Airlines
- MCO Southwest
- MIA American Airlines
- ORD
- PHL American Airlines
- DFW American Airlines SEASONAL SERVICE
- LGA American Airlines SEASONAL SERVICE
- MSP American Airlines SEASONAL SERVICE
- ORD American Airlines SEASONAL SERVICE
- YYZ AIR CANADA
- sunwing
- WESTJET



# LATIN AMERICA, CARIBBEAN, DUTCH CARIBBEAN & EUROPE GATEWAYS

and Main Feeder Airport Cities

- Non-stop service to Aruba
- Seasonal Service to Aruba
- Cities of origin which feed travelers to hub or gateway cities

**LATIN AMERICA AIRLINES**

- Avianca
- wingo
- Avianca
- LATAM
- wingo
- Cape Air

**CARIBBEAN AIRLINES**

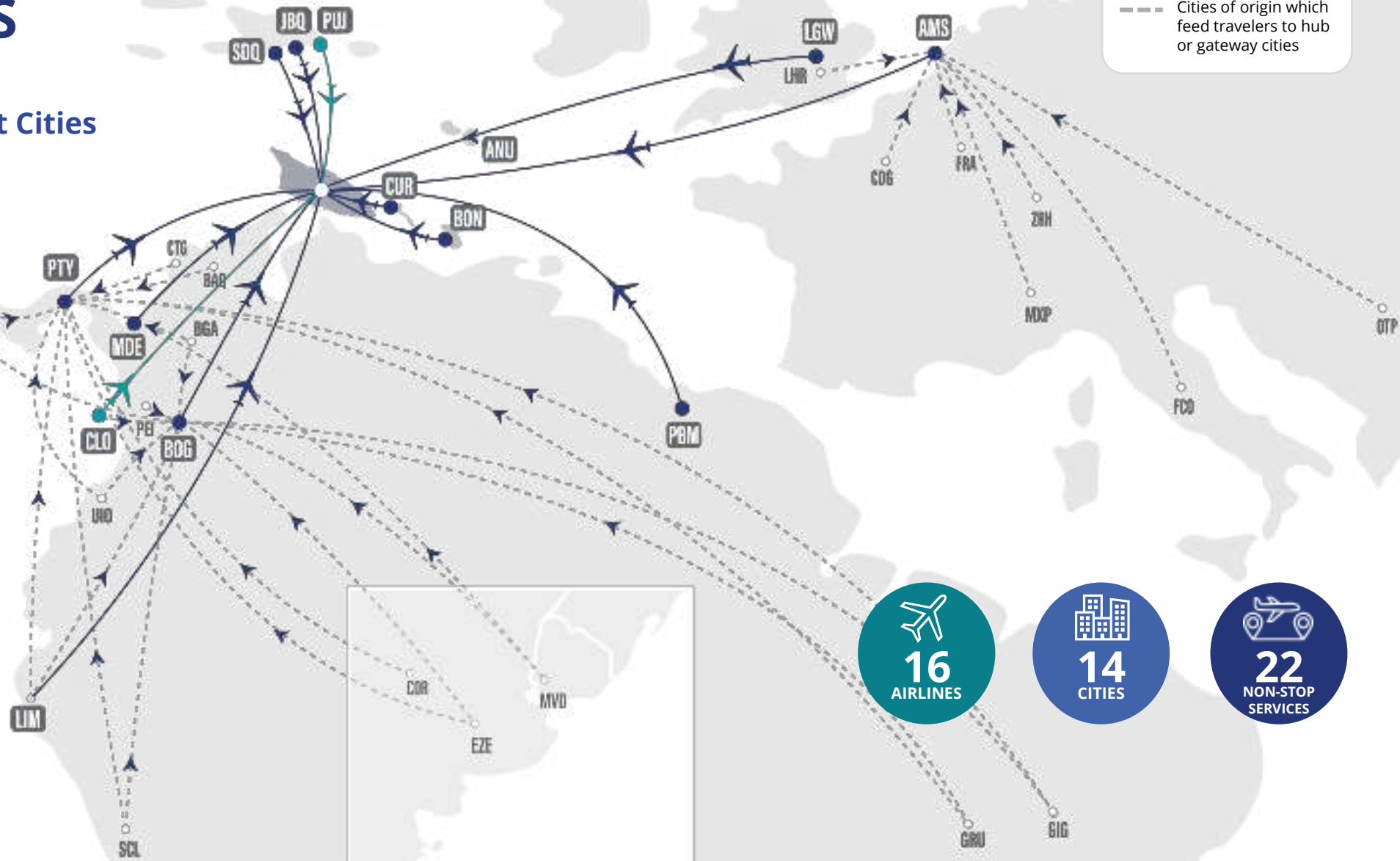
- arajer SKYhigh
- AIRCENTURY
- AIRCENTURY
- MILENIA

**DUTCH CARIBBEAN AIRLINES**

- ENTENNA jet
- EZAir
- EZAir

**EUROPE AIRLINES**

- KLM
- DUTCH AIRWAYS



**16**  
AIRLINES

**14**  
CITIES

**22**  
NON-STOP SERVICES



A British Airways Boeing 747-400 aircraft is parked on a tarmac. The aircraft is white with blue and red accents, and the words "BRITISH AIRWAYS" are visible on the fuselage. In the foreground, several ground crew members wearing orange high-visibility vests are standing and looking towards the aircraft. The sky is blue with some clouds.

# Monthly Air Traffic Statistics

## March 2024 vs. 2023

# AIR TRAFFIC DASHBOARD

YTD March 2024 vs. 2023



410,928

Revenue Generating Passengers  
Global

21.9% ↑



298,525

Revenue Generating Passengers  
USA

22.2% ↑



528,745

Total Outbound Seat Capacity  
Global

27.6% ↑



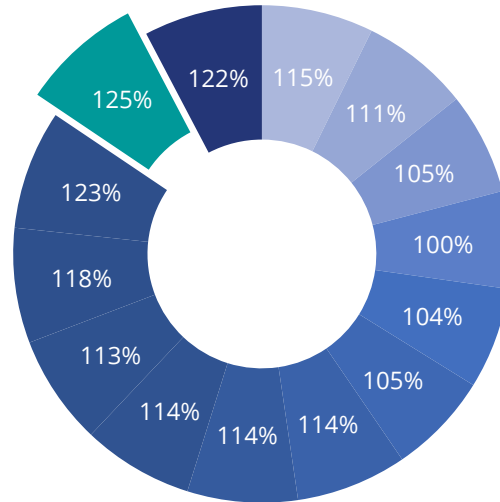
349,407

Seat Capacity  
USA

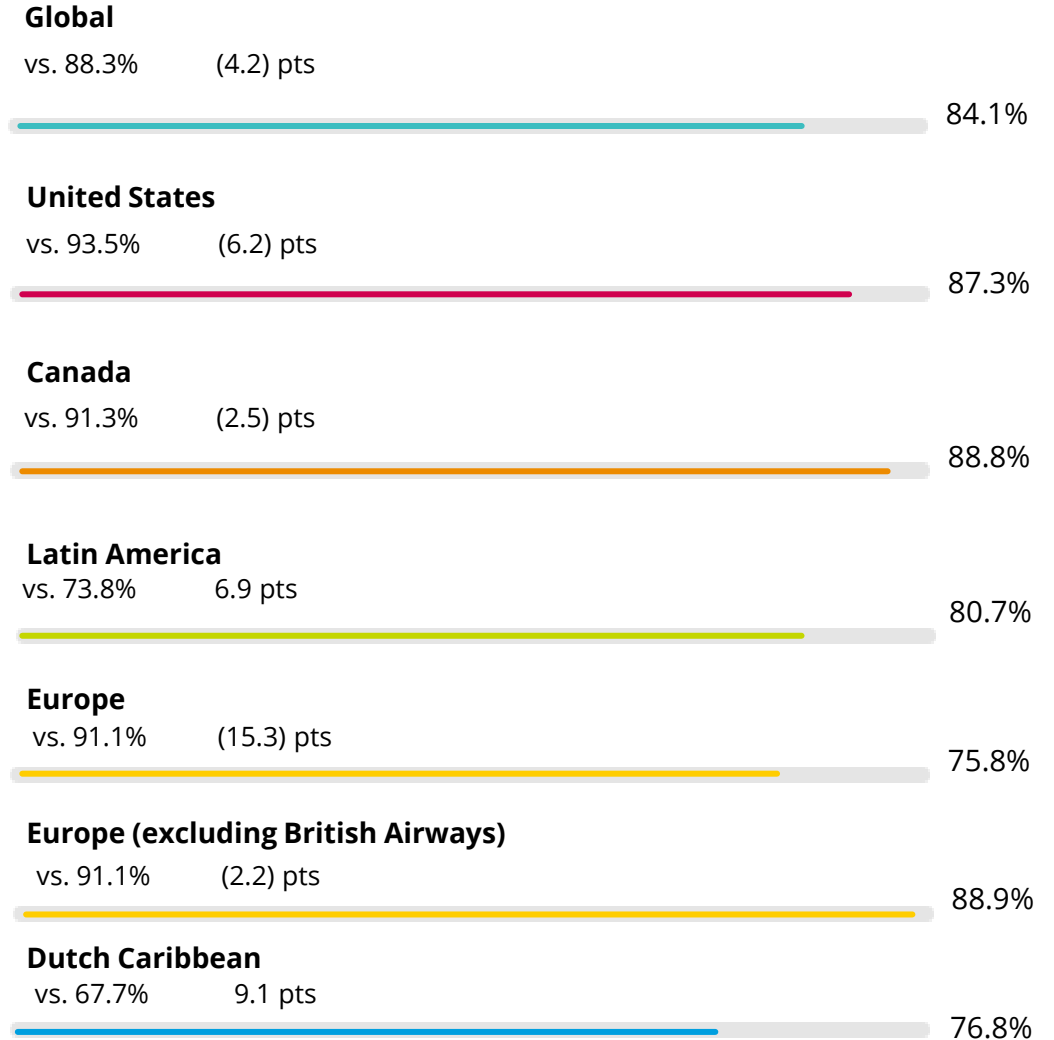
32.6% ↑

- Mar-23
- Apr-23
- May-23
- Jun-23
- Jul-23
- Aug-23
- Sep-23
- Oct-23
- Nov-23
- Dec-23
- Jan-24
- Feb-24
- Mar-24
- YTD 2024

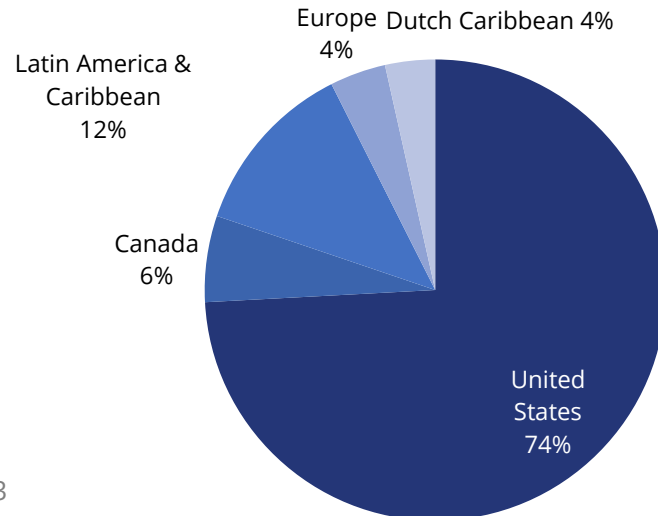
Traffic Recovery vs. 2023



Passenger Load Factors

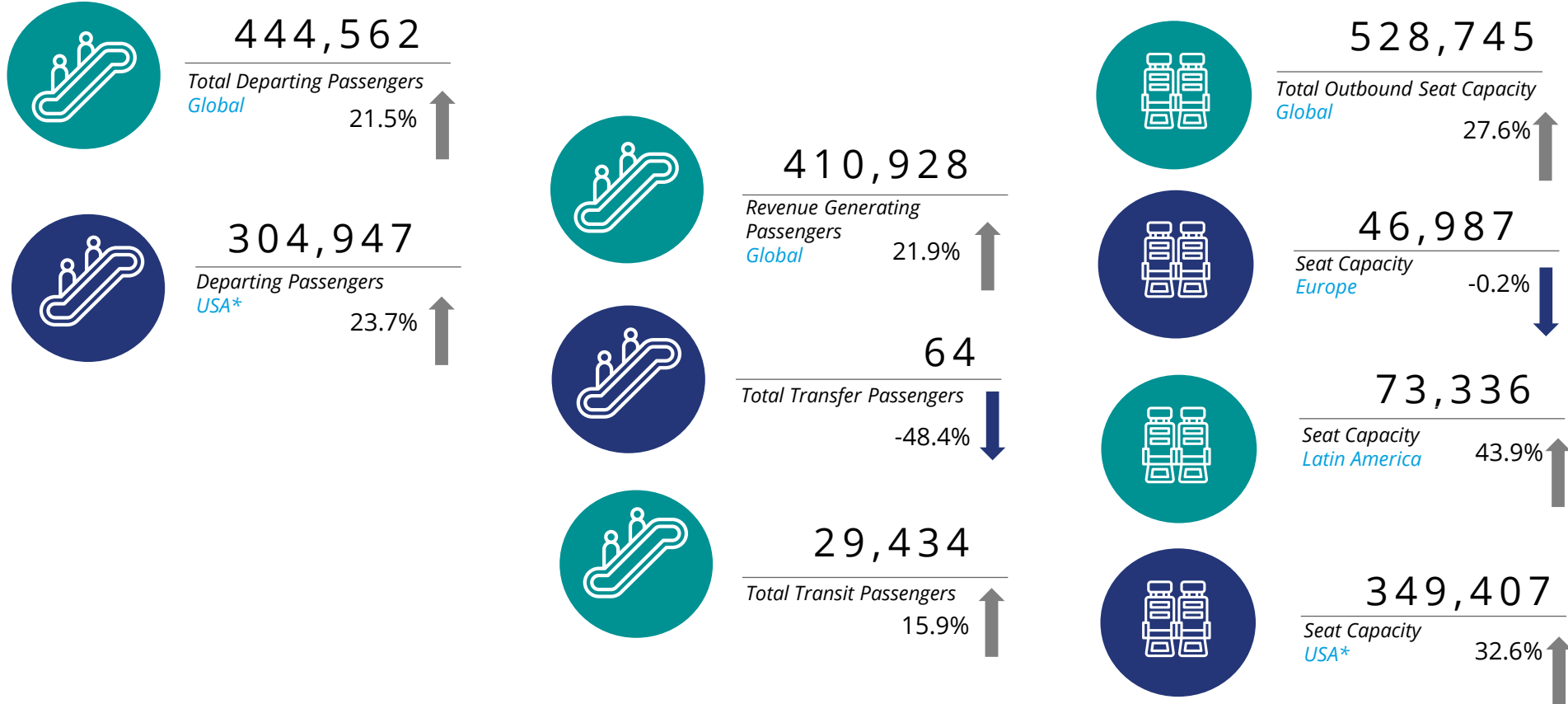


Traffic Distribution



# AIR PASSENGER MARKET ANALYSIS

## YTD March 2024



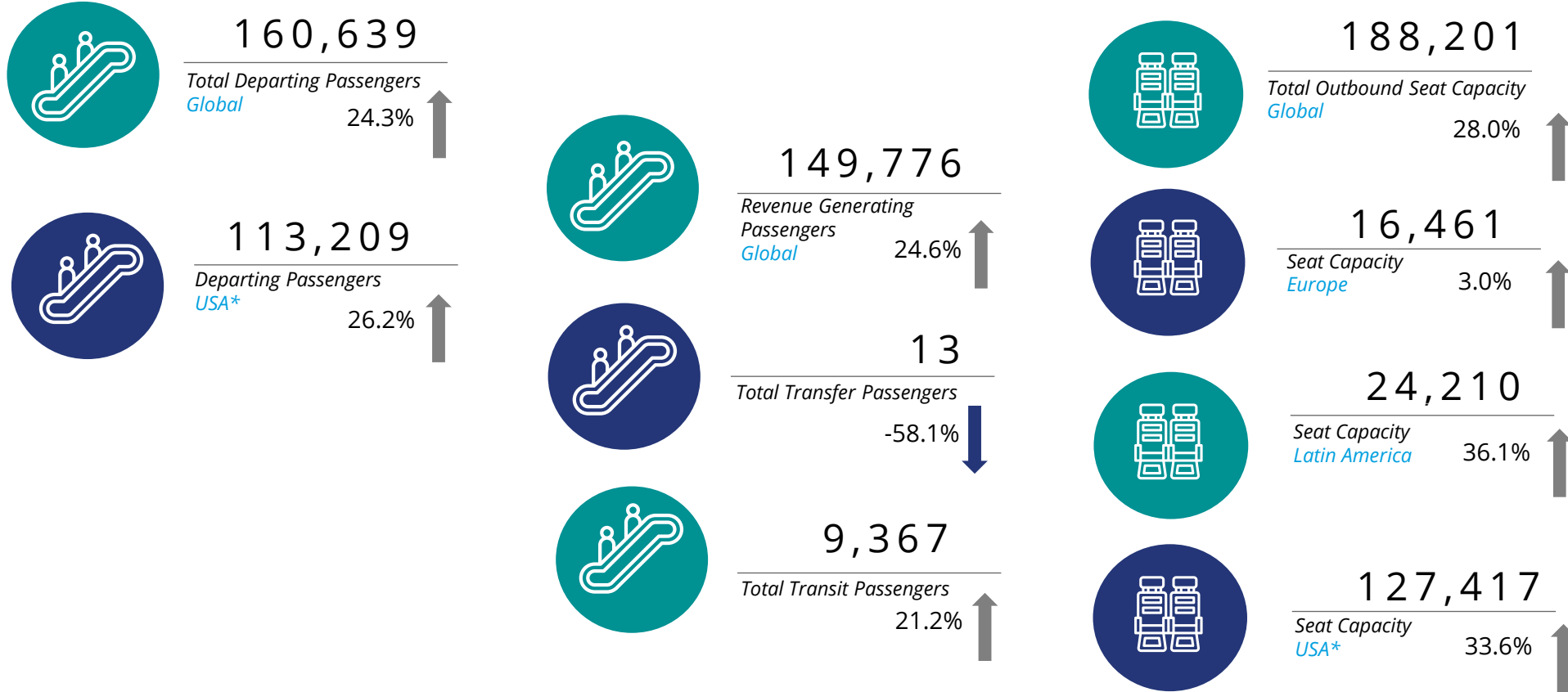
Source: Aruba Airport Authority YTD Mar 2024 vs. 2023

\*USA: Data Includes Non-Scheduled Charters, Tech Stops and Military



# AIR PASSENGER MARKET ANALYSIS

## March 2024



Source: Aruba Airport Authority Mar 2024 vs. 2023

\*USA: Data Includes Non-Scheduled Charters, Tech Stops and Military



# Passenger Market Analysis

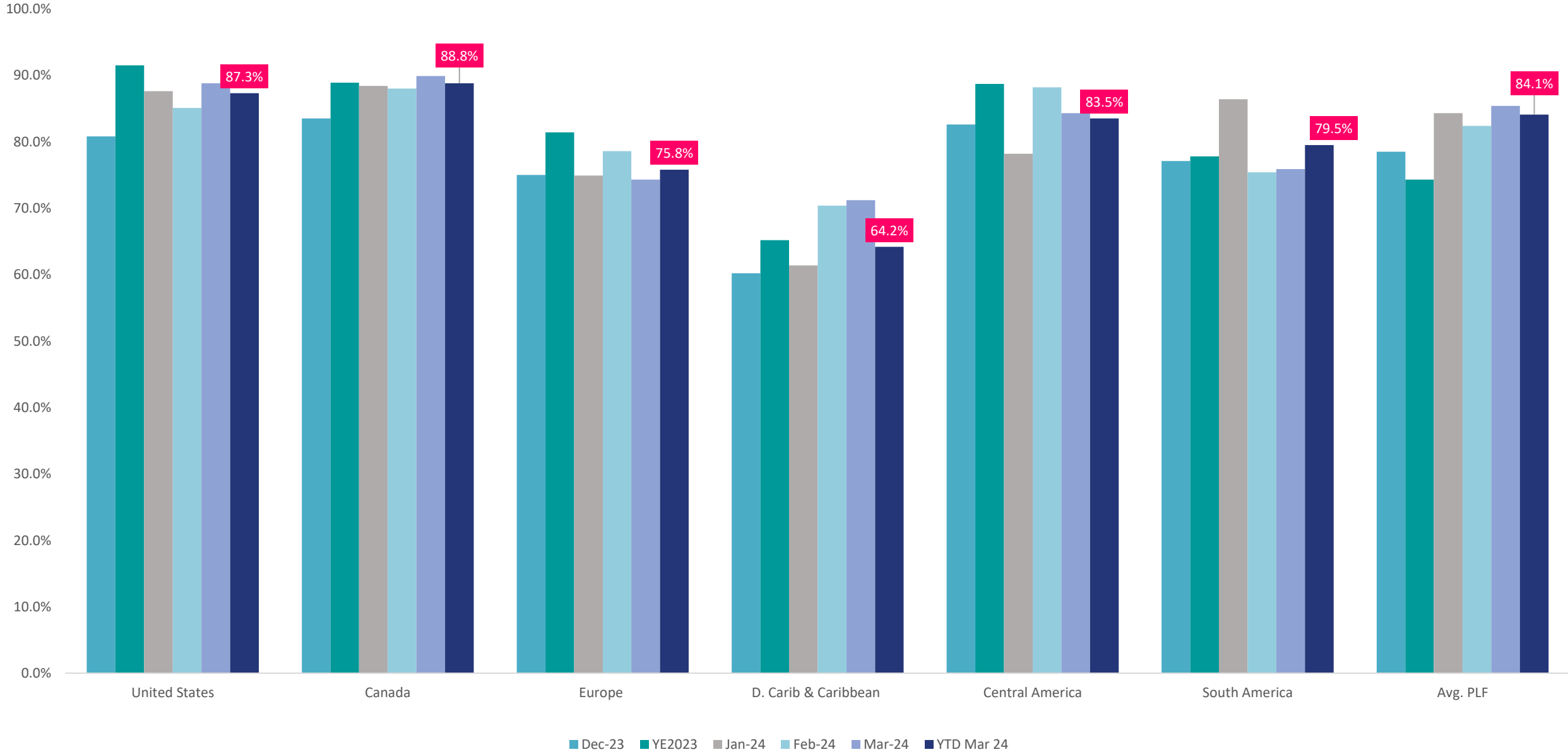
## Passenger Load Factor (LF)

AUA

AEROPUERTO INTERNACIONAL REINA BEATRIZ

# PASSENGER LOAD FACTOR (LF) BY REGION

December 2023 – YTD March 2024





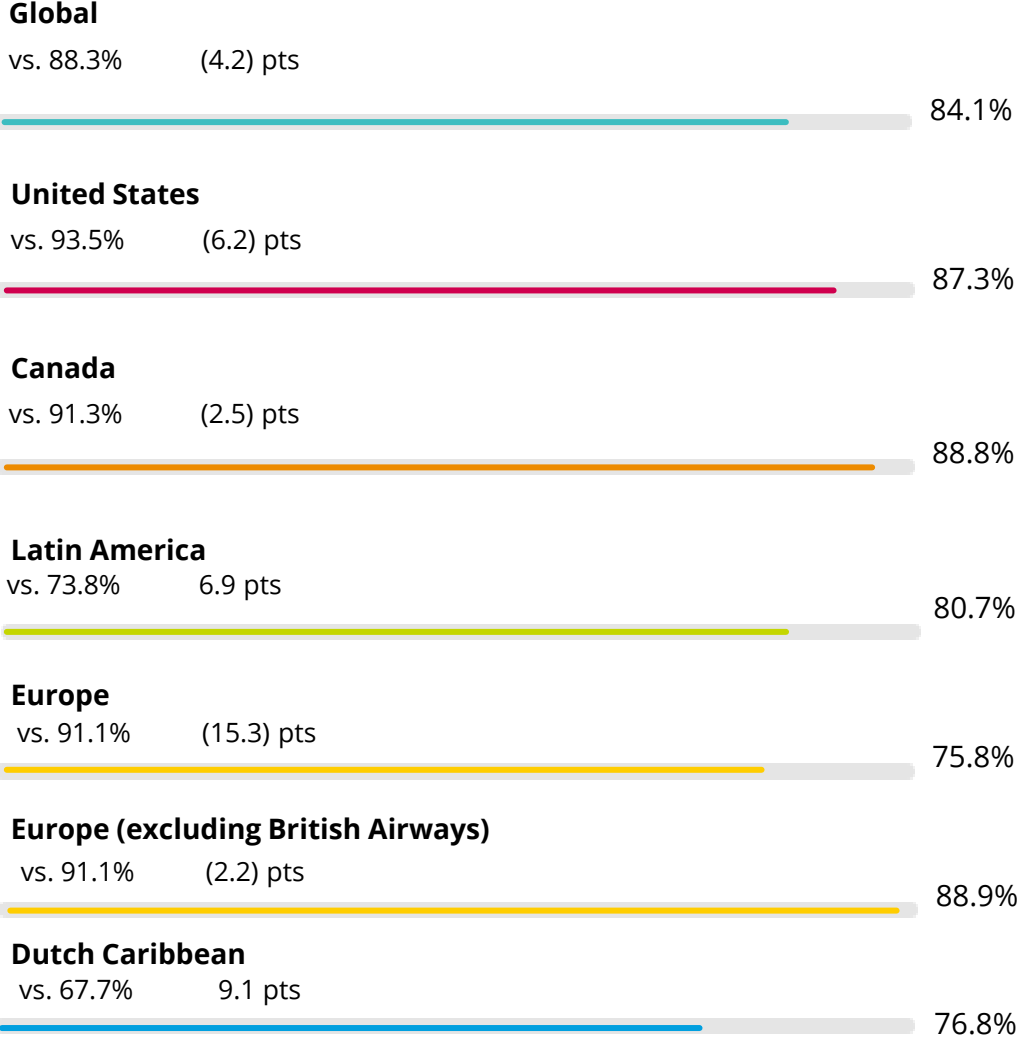
An aerial photograph of an airport terminal building with a blue semi-transparent overlay. The terminal has a long, low profile with a series of windows. In the foreground, there are palm trees and a paved area. A sign with the letters 'AUA' and 'AEROPUERTO INTERNACIONAL REINA BEATRIZ' is visible in the lower center. On the right side, there are signs for 'Arrivals, Departures', 'Parking', 'All cars and Trucks', and 'Car rental'.

# Air Passenger Market Analysis

## Passenger Load Factor (PLF)

# PASSENGER LOAD FACTOR (PLF) BY REGION

YTD March 2024 vs. 2023



Source: Aruba Airport Authority Mar 2024 vs. 2023

# PASSENGER LOAD FACTOR (PLF) BY REGION

March 2024 vs. 2023

## Global

vs. 87.9% (2.5) pts



## United States

vs. 94.1% (5.9) pts




## Canada

vs. 90.8% (0.9) pts



## Latin America

vs. 71.7% 6.7 pts



## Europe

vs. 84.1% (9.8) pts



## Europe (excluding British Airways)

vs. 84.1% 1.5 pts



## Dutch Caribbean

vs. 72.4% 6.2 pts





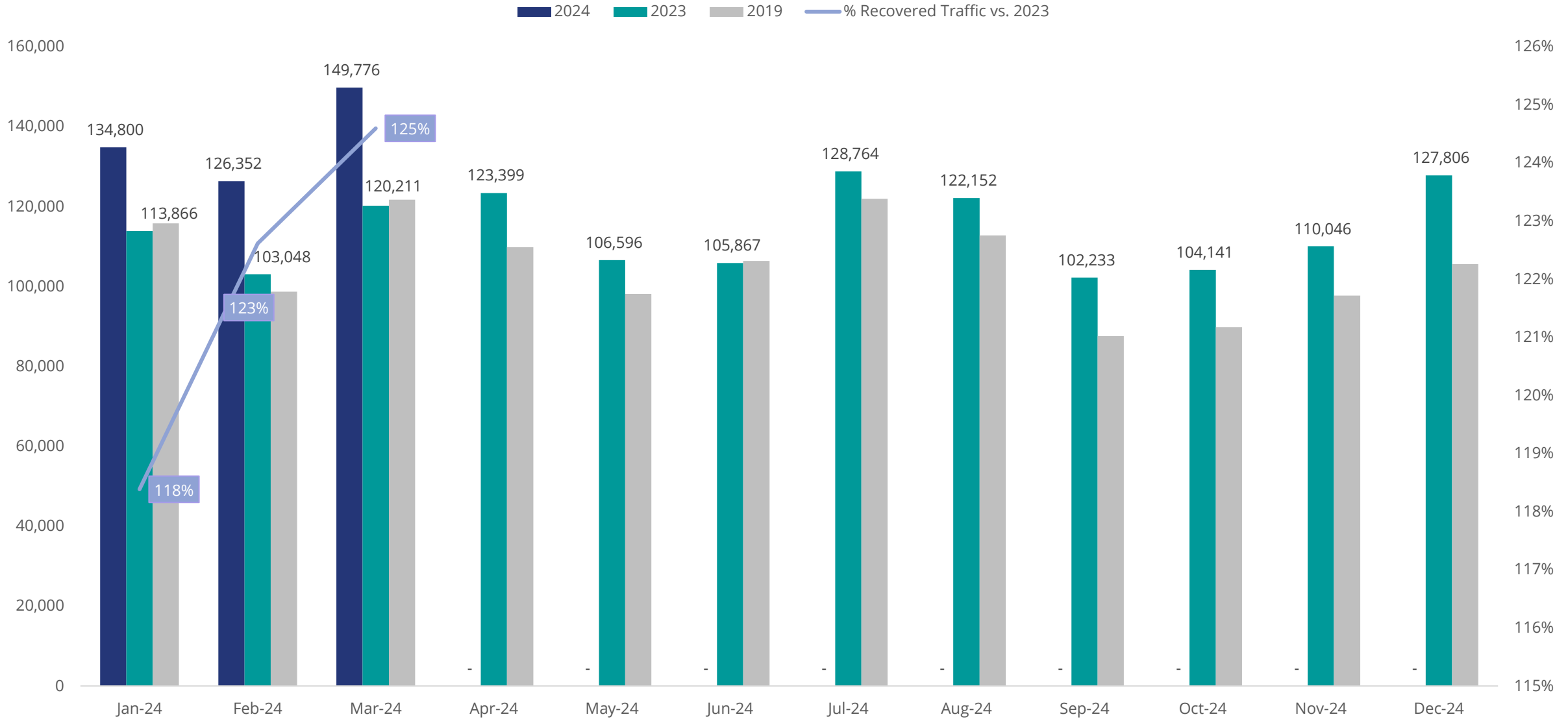
An aerial photograph of the Reina Beatrix International Airport terminal, overlaid with a semi-transparent blue filter. The terminal building is a long, multi-story structure with a glass facade. In the foreground, there are palm trees and a paved area. A sign for 'AUA' and 'AEROPUERTO INTERNACIONAL REINA BEATRIX' is visible in the lower center. The text 'Passenger Traffic Data' is in white, and 'Revenue Generating Passengers (RGP)' is in teal.

# Passenger Traffic Data

## Revenue Generating Passengers (RGP)

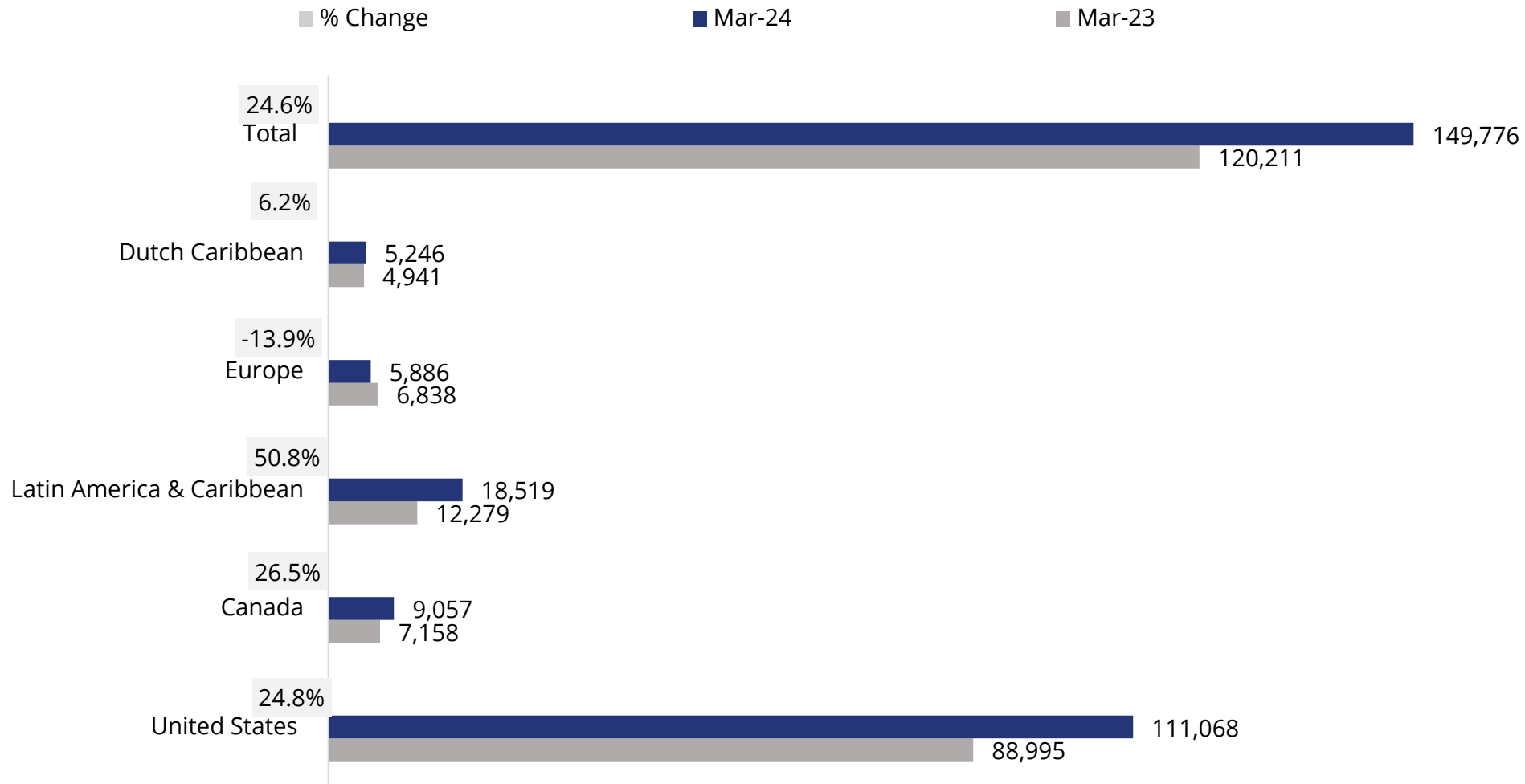
# REVENUE GENERATING PASSENGERS (RGPs) BY MONTH

## 2024 vs. 2023



# REVENUE GENERATING PASSENGERS (RGPs) BY REGION

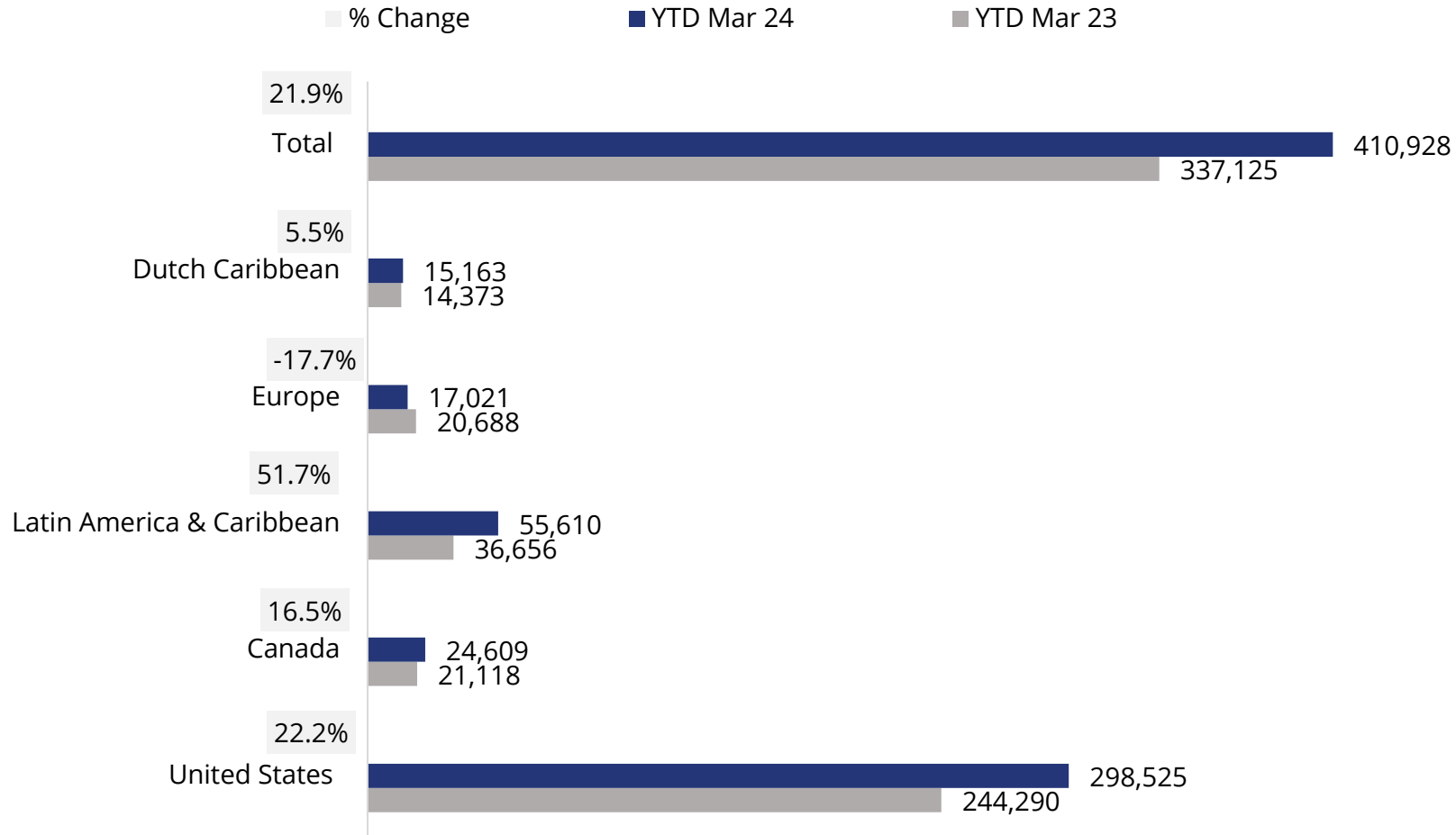
## March 2024 vs 2023





# REVENUE GENERATING PASSENGERS (RGPs) BY REGION

YTD March 24 vs. 23








# Airline Market Analysis

## Market Share by Airline

# Market Share by Airline and Gateway

March 2024

Airline by Passenger Revenue		Market Share MoM
	JetBlue (B6)	22.8% 2.2 pts.
	American Airlines (AA)	18.6% (0.6) pts.
	Delta Air Lines (DL)	14.1% (0.3) pts.
	United Airlines (UA)	10.4% (0.2) pts.
	Southwest (WN)	4.4% 0.1 pts.








Gateway by Seat Capacity	Market Share
New York (JFK, EWR, LGA)	21%
Boston (BOS)	13%
Miami (MIA)	7%
Amsterdam (AMS)	7%
Atlanta (ATL)	7%



# Market Share by Airline and Gateway

## YTD March 2024

Airline by Passenger Revenue		Market Share YTD March
	JetBlue (B6)	21.2%
	American Airlines (AA)	18.6%
	Delta Air Lines (DL)	14.3%
	United Airlines (UA)	10.8%
	Avianca (AV)	4.2%



Gateway by Seat Capacity	Market Share YTD March
New York (JFK, EWR, LGA)	22%
Boston (BOS)	11%
Miami (MIA)	7%
Amsterdam (AMS)	7%
Atlanta (ATL)	6%

Source: Aruba Airport Authority Mar 2024 vs. 2023

MARCH 2024

# AIR SEAT CAPACITY ANALYSIS

*Global and by Region*



# GLOBAL AIR SEAT CAPACITY FORECAST BY REGION

The North American region is forecasted to reach 1.3M seats at the end of 2024, exhibiting a strong year-over-year growth of 16%.



Region	FC2024	FY2023	Abs. Diff	% Diff	MS
United States	1,262,858	1,086,683	176,117	16%	66%
Canada	65,920	59,533	6,387	11%	3%
Latin America	294,567	216,657	77,910	36%	15%
Europe	165,363	185,891	(20,528)	-11%	9%
Neth. Ant. - Ven & Caribbean	127,513	154,508	(26,995)	-17%	7%
<b>Total</b>	<b>1,916,221</b>	<b>1,703,272</b>	<b>212,949</b>	<b>13%</b>	

MARCH 2024

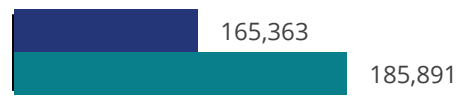
# 2024 EU AIR SEAT CAPACITY BY MONTH

Jan - Feb 2024 (FC Mar -Dec) vs. FY 2023



YTD  
**30,526**

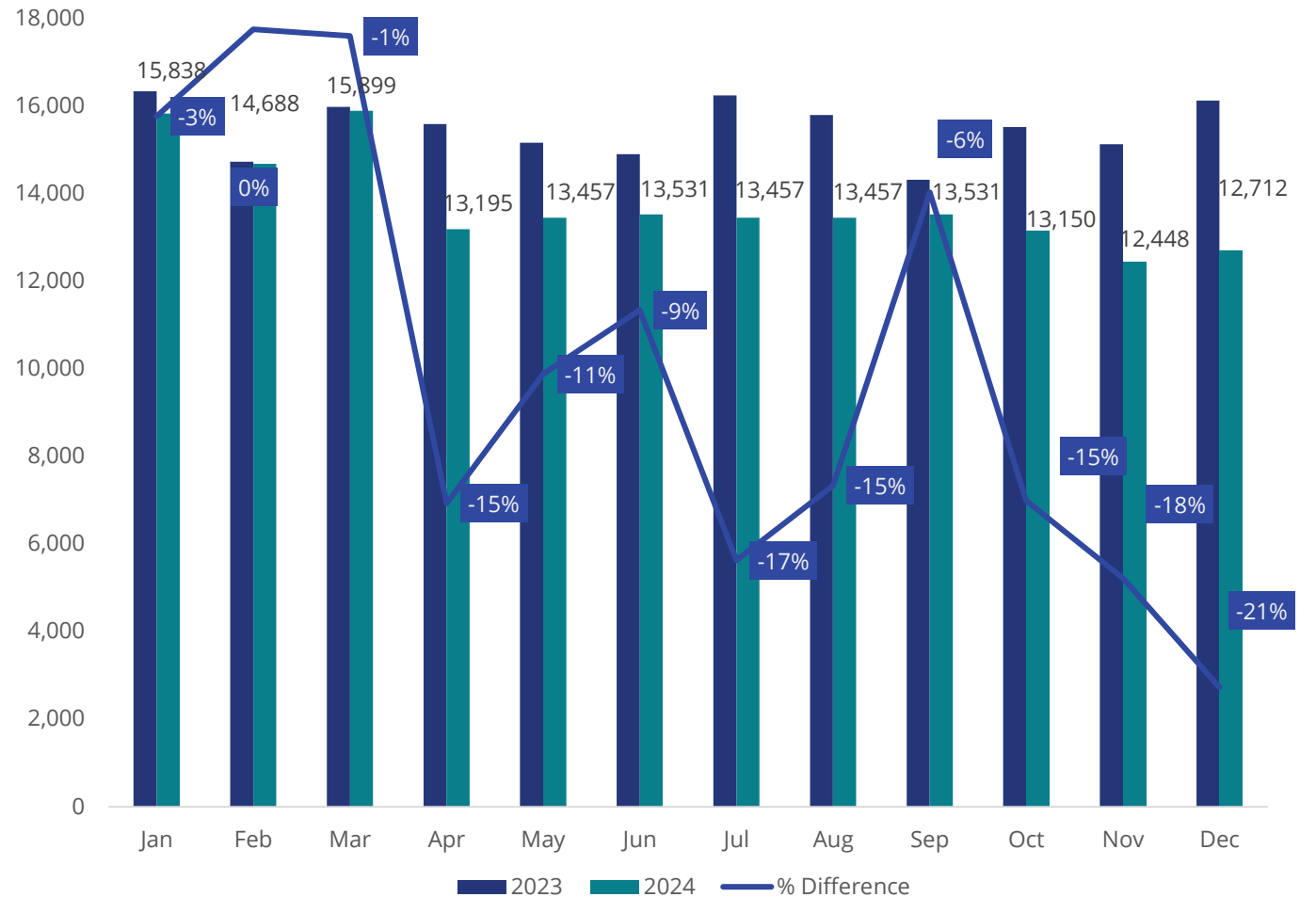
Total EU SC 24 vs 23



■ 2024 ■ 2023

Source | Aruba Airport Authority - April 2024  
Including charter flights

## SEAT CAPACITY FC 24 VS. 23: DOWN 11%



Source | Aruba Airport Authority, Dii/Cirium - April 2024



# LA AIR SEAT CAPACITY BY MONTH

Jan - Feb 2024 (FC Mar -Dec) vs. FY 2023

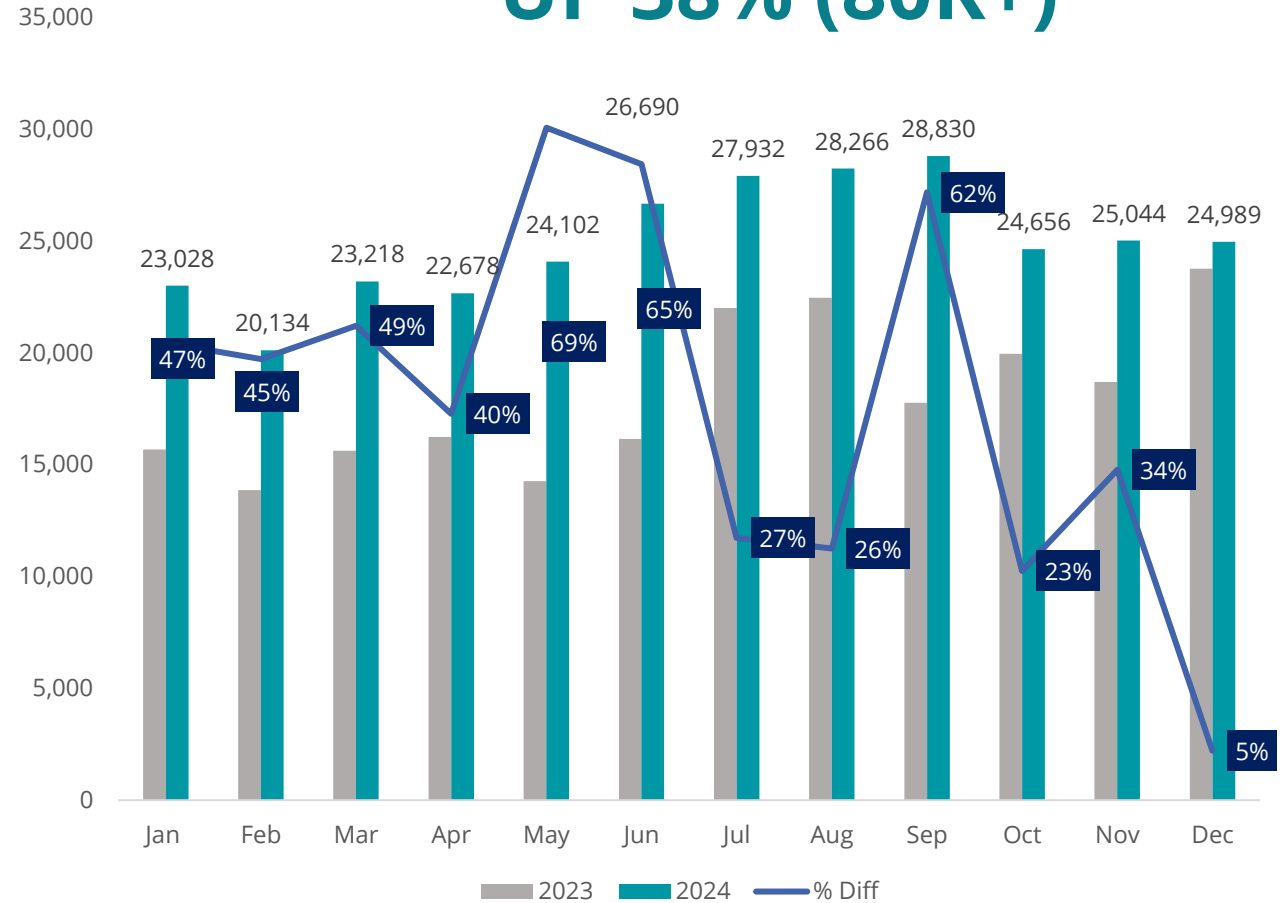
Total Seat Capacity 2024



YTD  
**23,028**



# SEAT CAPACITY FC 24 VS. 23: UP 38% (80K+)



# 2024 CANADA AIR SEAT CAPACITY BY MONTH

Jan - Feb 2024 (FC Mar-Dec) vs. FY 2023



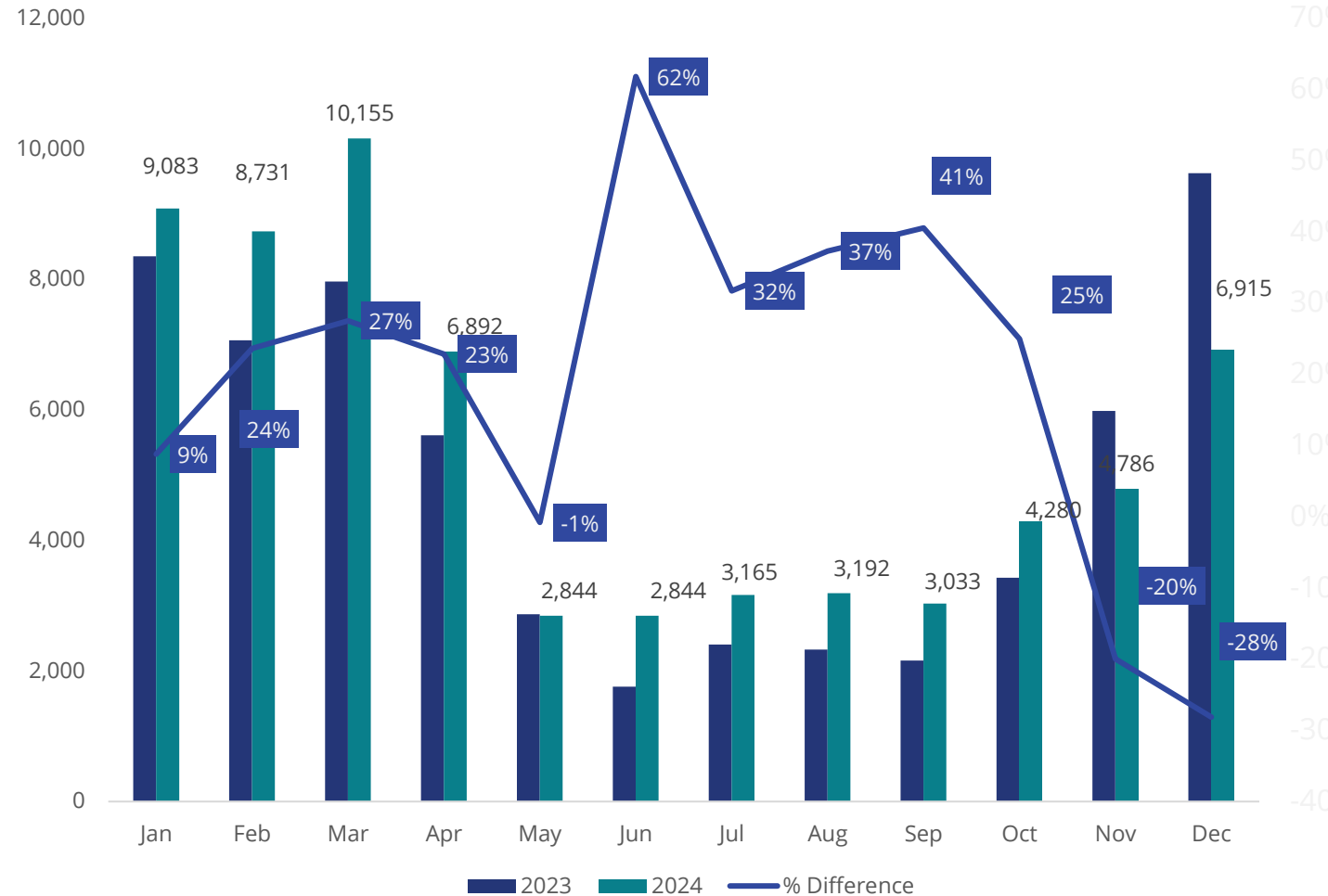
YTD  
**17,814**

Total EU SC 24 vs 23



■ 2024 ■ 2023

Comparing Seat Capacity in 2024 to 2023, the submitted schedules (Winter not yet confirmed) reflects a significant increase of **11%**



MARCH 2024

# US AIR SEAT CAPACITY LOAD FACTOR

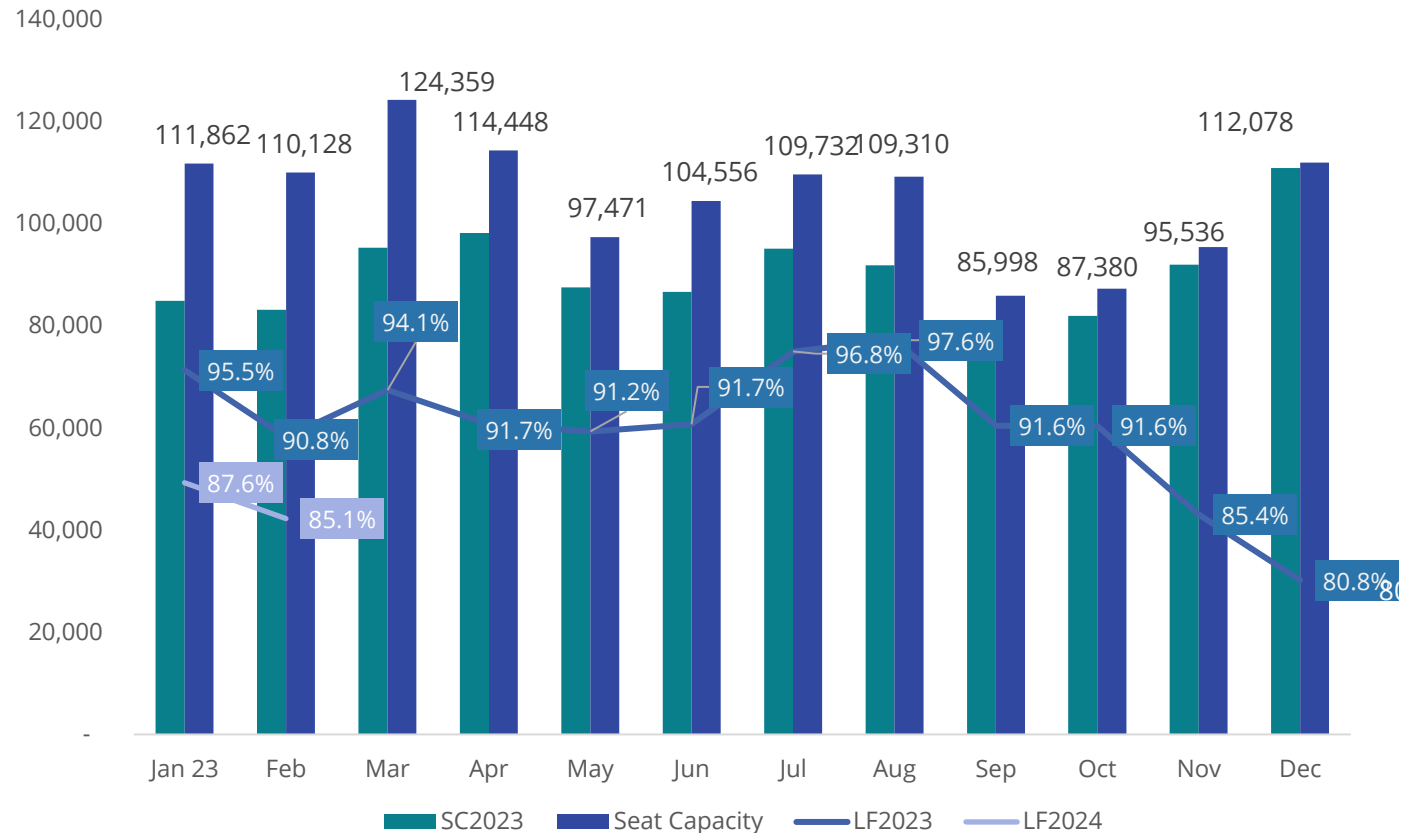
Jan 2023 – Feb 2024 (FC Mar – Dec)



YTD  
**221,990** | **87.6%**

Jan and Feb 2024 LF are lower compared to 2023 due to significant increase in Seat Capacity – up 30%

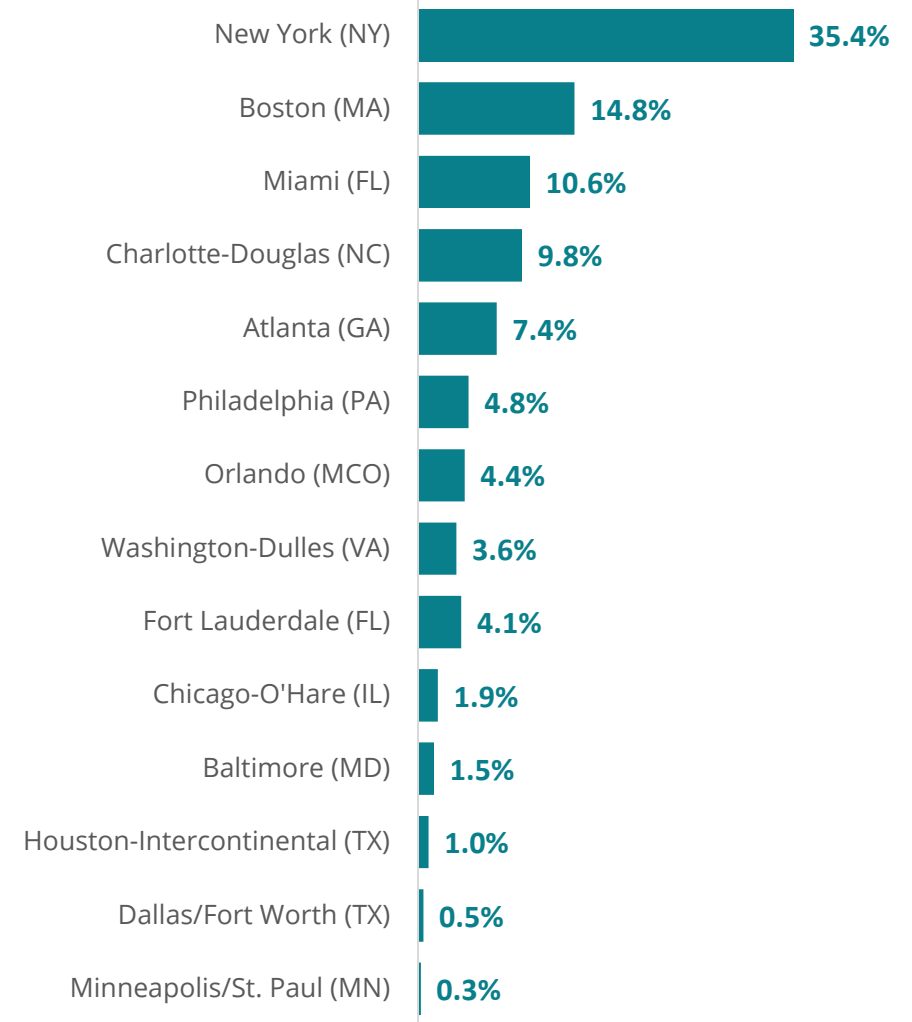
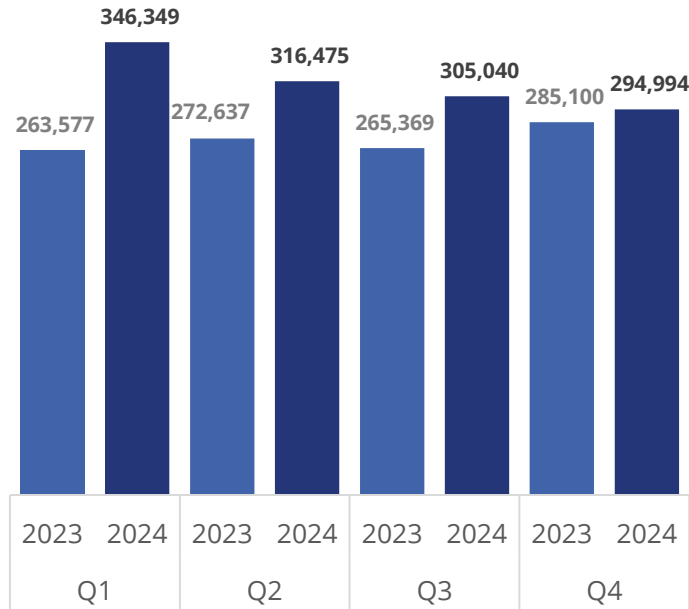
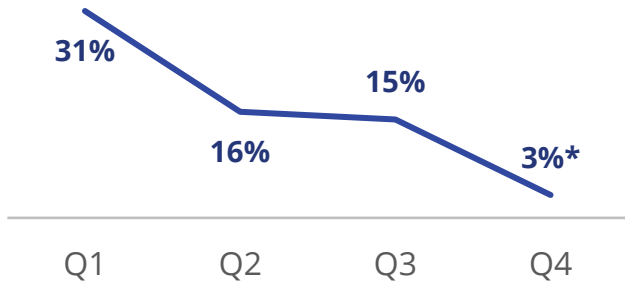
## Consistently High Load Factor: In the high 80s



# AVAILABLE SEAT CAPACITY 2024 BY QUARTER BY CITY(MS)

Q1 significant increase in seats compared to year 2023

LE 2024





# US AIRLINE SEAT CAPACITY

**2024 MoM growth compared to 2023.**

*Forecast*

2024-Q1

REGION	FC2024	2023	ABS. DIFF	% DIFF
January	111,862	84,951	33,911	39%
February	110,128	83,224	26,904	32%
March	124,359	95,402	28,957	30%
<b>TOTAL 2024-Q1</b>	<b>346,349</b>	<b>263,577</b>	<b>82,772</b>	<b>31%</b>

- 82,772 additional Seat Capacity for Q1, this includes American Airlines double daily to CLT, JetBlue 3 daily and 4th SAT to JFK, Spirit Daily to FLL, United Airlines daily to IAD, and Delta 13 weekly flights to ATL
- In Q1, there is a remarkable and consistent rise in seat capacity (SC) across all three months, with a significant growth of 33K+ SC in January.

# US AIRLINE SEAT CAPACITY

2024 MoM growth compared to 2023.

*Forecast*

2024-Q2

REGION	FC2024	2023	ABS. DIFF	% DIFF
April	114,448	98,286	16,162	16%
May	97,471	87,597	9,874	11%
June	104,556	86,754	17,802	21%
<b>TOTAL 2024-Q2</b>	<b>316,475</b>	<b>272,637</b>	<b>43,838</b>	<b>16%</b>

- **Additional** Seat Capacity by JetBlue Daily to Newark, 3 daily and 4th SAT to JFK, Delta 13 weekly flights to ATL, Spirit 4 weekly to FLL, United Airlines daily flights to IAD, Southwest 5 weekly to BWI in June
- In the second quarter, an overall 16% growth is observed, with significant growth in April and June

# US AIRLINE SEAT CAPACITY

2024 MoM growth compared to 2023.

Forecast

2024-Q3: *Subject to change*

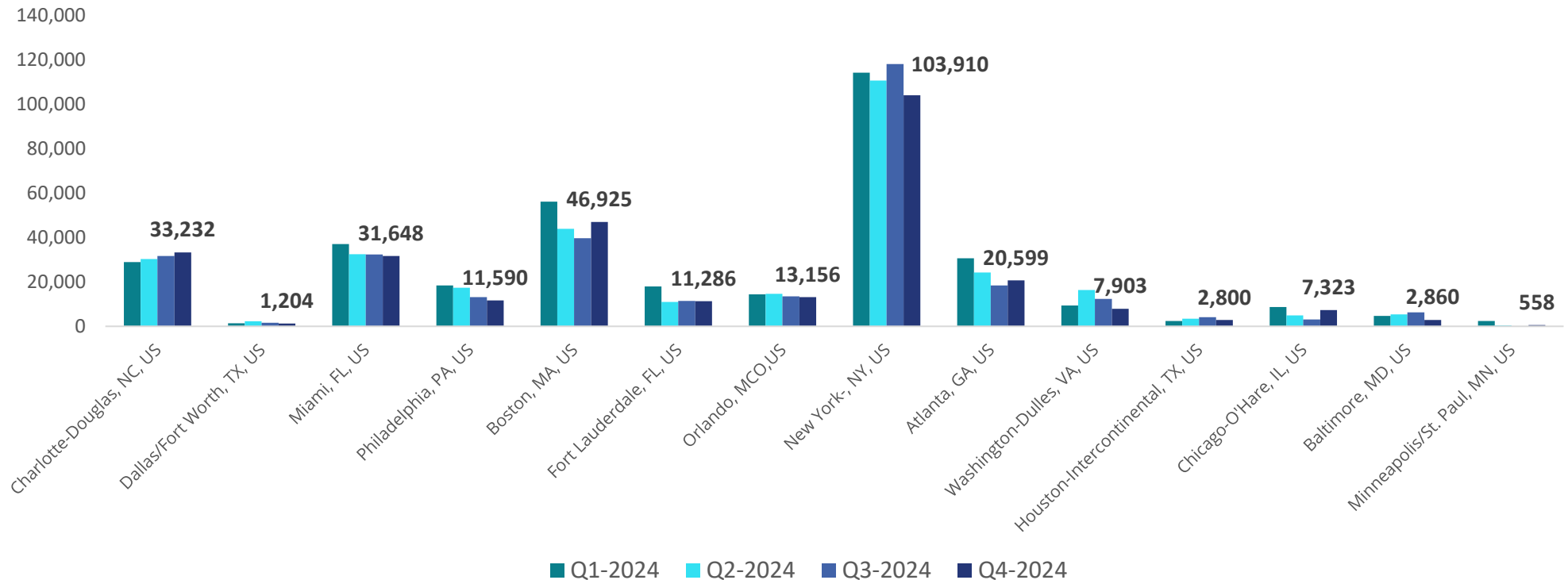
REGION	FC2024	2023	ABS. DIFF	% DIFF
July	109,732	95,189	14,543	15%
Aug	109,310	91,931	18,179	19%
Sep	85,998	78,249	7,749	10%
<b>TOTAL 2024-Q3</b>	<b>305,040</b>	<b>265,369</b>	<b>40,471</b>	<b>15%</b>

- Seat Capacity by American Airlines (CTL double daily and PHL daily), JetBlue Daily to EWR, 3 daily flights and 5th SAT to JFK, Spirit 4 weekly to FLL, United Airlines daily to IAD
- In the third quarter, an overall 15% of growth is observed, with significant growth in Aug

# AIR SEAT CAPACITY BY MARKET

FC2024 Quarterly

## New York: LARGEST MARKET 100,000+ SEATS (MS 35%)

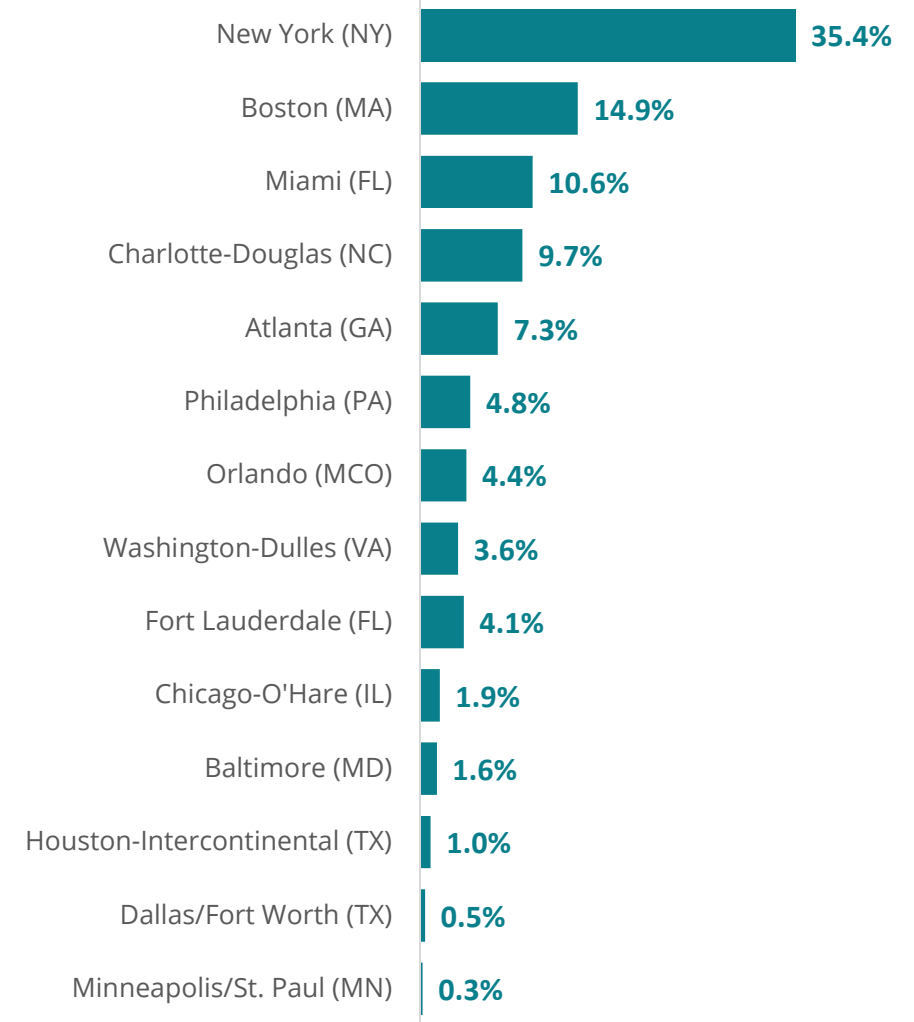
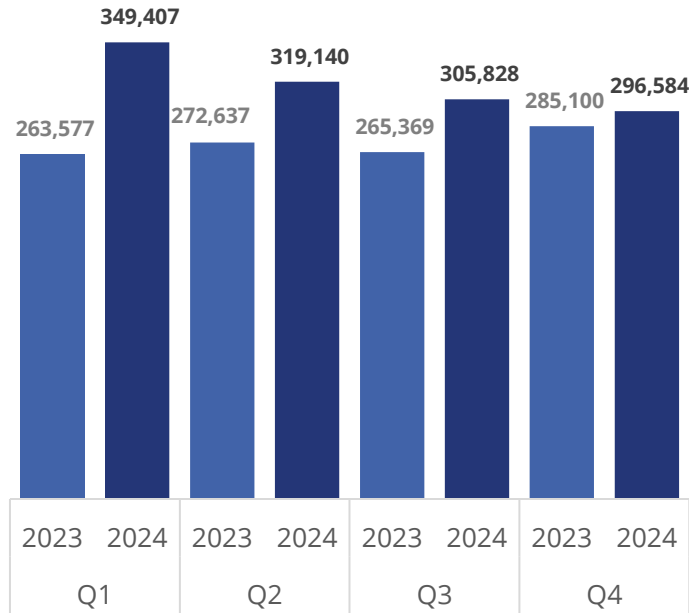
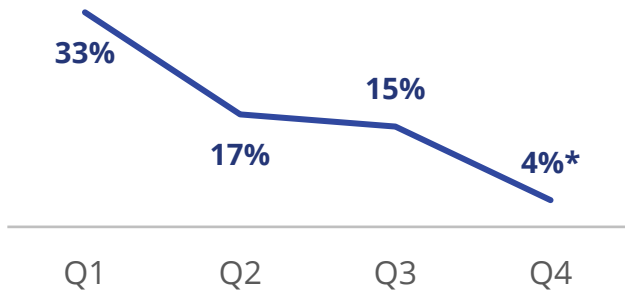




# AVAILABLE SEAT CAPACITY 2024 BY QUARTER BY CITY(MS)

Q1 significant increase in seats compared to year 2023

LE 2024



# Air Service Development

## Winter and Summer 2024

# NORTH AMERICA SCHEDULE

WINTER 2023 - 2024

AIRLINES	GATEWAYS	LEVEL OF SERVICE	CONNECTIONS
<b>SPIRIT</b>	<b>FLL</b>	Daily	HUB (ENTIRE NETWORK)
<b>JETBLUE</b>	<b>EWR BOS JFK</b>	Daily 22 Weekly Flights – 3 Daily and 4th on Sat 22 Weekly Flights - 3 Daily and 4th on Sat	O/D & HUB
<b>DELTA AIR LINES</b>	<b>ATL JFK BOS</b>	13 weekly flights 8 weekly flights Daily	HUB
<b>UNITED</b>	<b>EWR</b>	Double Daily ( 2019 levels) 4 Weekly	HUB
<b>SOUTHWEST</b>	<b>BWI</b>	3 weekly flights (2nd SAT)	HUB
<b>SUN COUNTRY</b>	<b>MSP (seasonal)</b>	SAT	O/D
<b>AMERICAN AIRLINES</b>	<b>MIA, CLT, PHL (seasonal) ORD,LGA (seasonal) DFW (seasonal)</b>	Double Daily in Jan/Feb 8 weekly flights in Feb and Mar SAT SAT (Feb and Mar)	O/D & HUB
<b>AIR CANADA</b>	<b>YYZ</b>	3 weekly flights in Feb, 4 weekly flights in Mar	O/D
<b>WESTJET</b>	<b>YYZ</b>	6 weekly flights in Feb and Mar	O/D

# NORTH AMERICA SCHEDULE

SUMMER 2024

AIRLINES	GATEWAYS	LEVEL OF SERVICE	CONNECTIONS
<b>SPIRIT</b>	FLL	4 Weekly Service	HUB (ENTIRE NETWORK)
<b>JETBLUE</b>	EWR BOS JFK	Daily <b>April</b> - 22 Weekly Flights – 3 Daily and 4th on Sat   <b>May – Oct</b> -16 Weekly Flights April - 22 Weekly Flights - 3 Daily and 4th on Sat	O/D & HUB
<b>DELTA AIR LINES</b>	ATL JFK (A321neo) BOS ( <i>seasonal</i> )	<b>April:</b> 13 weekly service   <b>May – Oct:</b> Daily Daily   5 Weekly Flights in Sept and Oct <b>April</b> - Daily	HUB
<b>UNITED</b>	EWR IAD	Double Daily ( 2019 levels) <b>April – Aug</b> - Daily	HUB
<b>SOUTHWEST</b>	BWI	Increase from 2 to 5 weekly flights in June	O/D
<b>AMERICAN AIRLINES</b>	MIA, CLT, PHL ( <i>seasonal</i> ) ORD,LGA ( <i>seasonal</i> ) DFW ( <i>seasonal</i> )	Double Daily <b>April – Aug</b> - Daily SAT SAT (Feb and Mar)	O/D & HUB
<b>AIR CANADA</b>	YYZ	April – 3 Weekly Service   No Service in Summer 2024   Resumes services in Nov	O/D
<b>WESTJET</b>	YYZ	5 weekly flights in April 3 weekly flights in Jun, Jul, Aug	O/D





# EUROPE SCHEDULE

WINTER 2023 - 2024

Airline	Gateway	Level of Service	Connection
KLM	AMS	Daily	O/D & HUB
TUI	AMS	3 weekly	O/D
British Airways	ANU LGW	1 weekly Service SUN	O/D & HUB

# EUROPE SCHEDULE

SUMMER 2024

Airline	Gateway	Level of Service	Connection
<b>KLM</b>	<b>AMS</b>	Daily	O/D & HUB
<b>TUI</b>	<b>AMS</b>	3 weekly	O/D
<b>British Airways</b>	<b>ANU</b> <b>LGW</b>	2 weekly Service WED & SUN	O/D & HUB



# LATIN AMERICA SCHEDULE

WINTER 2023 - 2024

Airline	Gateways	Level of Service	Connections
Avianca	BOG	11 Weekly Flights	O/D & HUB
Wingo	BOG MDE CLO	3 weekly flights in Feb and Mar 3 weekly 2 weekly flights, Feb no Service	O/D
LATAM	LIM	3 Weekly Flights	O/D
Surinam Airways	PBM	3 Weekly Flights	O/D
Copa Airlines	PTY	10 Weekly flights Feb and Mar	O/D & HUB

# LATIN AMERICA SCHEDULE

SUMMER 2024

Airline	Gateways	Level of Service	Connections
<b>Avianca</b>	<b>BOG</b> <b>MDE</b> ( <i>New starting June 2nd</i> )	11 Weekly Flights 4 Weekly Flights	O/D & HUB O/D & HUB
<b>Wingo</b>	<b>BOG</b> <b>MDE</b> <b>CLO</b>	2 weekly flights in Apr and May   4 weekly Jun, Jul, Aug 3 weekly flights in Apr and May   5 weekly Jun, Jul, Aug 2 weekly flights, Feb no Service	O/D
<b>LATAM</b>	<b>LIM</b>	Increase to 4 weekly flights in July	O/D
<b>Surinam Airways</b>	<b>PBM</b>	3 Weekly Flights	O/D
<b>Copa Airlines</b>	<b>PTY</b>	10 Weekly flights Feb and Mar	O/D & HUB



# WEEKLY FLIGHT SCHEDULE

Period: APRIL– OCTOBER 2024

LINK: <https://www.airportaruba.com/flight-schedules>

Last Update: APRIL 12, 2024

**\*Flight Schedules are subject to change**



# WEEKLY FLIGHT SCHEDULE | APRIL - OCTOBER 2024



## United States

Airline	Destination	APR	MAY	JUN	JUL	AUG	SEP	OCT
American Airlines	Miami	14 Double Daily	14 Double Daily	14 Double Daily	14 Double Daily	14 Double Daily	14 Double Daily	14 Double Daily
	Charlotte	13 2-MON   TUE   2-WED   2- THU   2-FRI   2SAT   2-SUN	14 Double Daily	14 Double Daily	14 Double Daily	14 Double Daily	14 Double Daily	14 Double Daily
	Philadelphia	7 Daily	7 Daily	7 Daily	7 Daily	7 Daily	1 Sat	1 Sat
	Chicago Seasonal Service	x	x	x	x	x	x	x
	La Guardia – New York Seasonal Service	1 SAT	1 SAT	1 SAT	1 SAT	1 SAT	x	x
Dallas Seasonal Service	1 SAT	1 SAT	1 SAT	1 SAT	1 SAT	x	x	

# WEEKLY FLIGHT SCHEDULE | APRIL - OCTOBER 2024

## United States

Airline	Destination	APR	MAY	JUN	JUL	AUG	SEP	OCT
United Airlines	Newark	16 (+2) Double Daily 3-SAT   3-SUN	14 Double Daily	14 Double Daily	14 Double Daily	14 Double Daily	14 Double Daily	14 Double Daily
	Houston	1 SAT	1 SAT	2 SAT   SUN	2 SAT   SUN	2 SAT   SUN	1 SAT	2 SAT   SUN
	Washington	7 Daily <i>Increase to daily in April</i>	7 Daily	7 Daily	7 Daily	7 Daily	1 SAT	1 SAT
	Chicago	7 (+4) Daily <i>Increase to daily in April</i>	7 Daily	7 Daily	7 Daily	7 Daily	No service	No service

# WEEKLY FLIGHT SCHEDULE | APRIL - OCTOBER 2024



## United States

Airline	Destination	APR	MAY	JUN	JUL	AUG	SEP	OCT
JetBlue	Boston	22 3-MON   3-TUE   3-WED   3-THU   3-FRI   4-SAT   3-SUN	15 2-MON   2-TUE   2-WED   2-THU   3-FRI   2-SAT   2-SUN	16 2-MON   2-TUE   2-WED   2-THU   3-FRI   3-SAT   2-SUN	16 2-MON   2-TUE   2-WED   2-THU   3-FRI   3-SAT   2-SUN	16 2-MON   2-TUE   2-WED   2-THU   3-FRI   3-SAT   2-SUN	16 2-MON   2-TUE   2-WED   2-THU   3-FRI   3-SAT   2-SUN	16 2-MON   2-TUE   2-WED   2-THU   3-FRI   3-SAT   2-SUN
	New York – JFK	22 3-MON   3-TUE   3WED   3-THU   3-FRI   4-SAT   3-SUN	18 2-MON   2-TUE   2-WED   2-THU   3-FRI   4-SAT   3-SUN	23 3-MON   3-TUE   3WED   3-THU   3-FRI   5-SAT   3-SUN	23 3-MON   3-TUE   3WED   3-THU   3-FRI   5-SAT   3-SUN	23 3-MON   3-TUE   3WED   3-THU   3-FRI   5-SAT   3-SUN	16 2-MON   2-TUE   2-WED   2-THU   3-FRI   3-SAT   2-SUN	16 2-MON   2-TUE   2-WED   2-THU   3-FRI   3-SAT   2-SUN
	Newark	7 Daily	1 SAT	4 THU   FRI   SAT   SUN	7 Daily	7 Daily	7 Daily	7 Daily
Delta Air Lines	Atlanta	13 2-MON   TUE   2-WED   2-THU   2-FRI   2-SAT   2-SUN	7 Daily	7 Daily	7 Daily	7 Daily	7 Daily	7 Daily
	New York – JFK	7 Daily	7 Daily	7 Daily	7 Daily	7 Daily	7 Daily	7 Daily
	Boston Seasonal Service	7 Daily	x	x	x	x	x	x

# WEEKLY FLIGHT SCHEDULE | APRIL - OCTOBER 2024

## United States

Airline	Destination	APR	MAY	JUN	JUL	AUG	SEP	OCT
Southwest	Baltimore	2 SAT   SUN	2 SAT   SUN	5 MON THU  FRI  SAT   SUN	5 MON THU  FRI  SAT   SUN	2 SAT   SUN	2 SAT   SUN	2 SAT   SUN
	Orlando	7 Daily	7 Daily	7 Daily	7 Daily	7 Daily	7 Daily	7 Daily
Spirit	Fort Lauderdale <i>Reduce weekly frequencies in April</i>	4 (-3) TUE  THU   SAT  SUN	4 (-3) TUE  THU   SAT  SUN	4 (-3) TUE  THU  SAT   SUN	4 (-3) TUE  THU   SAT  SUN	4 TUE  THU   SAT  SUN	4 TUE  THU   SAT  SUN	4 TUE  THU   SAT  SUN
Sun Country	Minneapolis <i>Seasonal Service</i>	x	x	x	x	x	x	x
Surinam Airways	Miami (via CUR)	3 MON   WED   FRI	3 MON   WED   FRI	3 MON   WED   FRI	3 MON   WED   FRI	3 MON   WED   FRI	3 MON   WED   FRI	3 MON   WED   FRI

# WEEKLY FLIGHT SCHEDULE | APRIL - OCTOBER 2024

## Canada

Airline	Destination	APR	MAY	JUN	JUL	AUG	SEP	OCT
Air Canada	Toronto <i>No service in summer season</i>	3 MON   FRI   SUN	x	x	x	x	x	x
WestJet	Toronto	5 WED   THU   FRI   SAT   SUN	2 THU   SAT	3 (+1) TUE   THU   SAT	3 TUE   THU   SAT	3 TUE   THU   SAT	2 TUE   SAT	4 TUE   THU   FRI   SAT
Sunwing	Toronto	1 MON	1 MON	1 MON	1 MON	1 MON	1 MON	1 MON



# WEEKLY FLIGHT SCHEDULE | APRIL - OCTOBER 2024

## Europe

Airline	Destination	APR	MAY	JUN	JUL	AUG	SEP	OCT
KLM	Amsterdam (via BON)	7 Daily	7 Daily	7 Daily	7 Daily	7 Daily	7 Daily	7 Daily
TUI NL	Amsterdam (via CUR)	3 MON   THU   SUN	3 MON   THU   SUN	3 MON   THU   SUN	3 MON   THU   SUN	3 MON   THU   SUN	3 MON   THU   SUN	3 MON   THU   SUN
British Airways	London Gatwick (via ANU) <i>Change in frequency as of April</i>	1 SUN	1 SUN	1 SUN	1 SUN	1 SUN	1 SUN	1 SUN

# WEEKLY FLIGHT SCHEDULE | APRIL - OCTOBER 2024

## Latin America

Airline	Destination	APR	MAY	JUN	JUL	AUG	SEP	OCT
Avianca	Bogota	11 MON   2-TUE   WED   2-THU   FRI   2- SAT   2-SUN	11 MON   2-TUE   WED   2-THU   FRI   2- SAT   2-SUN	11 MON   2-TUE   WED   2-THU   FRI   2- SAT   2-SUN	11 MON   2-TUE   WED   2-THU   FRI   2- SAT   2-SUN	11 MON   2-TUE   WED   2-THU   FRI   2- SAT   2-SUN	11 MON   2-TUE   WED   2-THU   FRI   2- SAT   2-SUN	11 MON   2-TUE   WED   2-THU   FRI   2- SAT   2-SUN
Avianca	Medellin <i>New Route starting June 2nd</i>			4 MON   WED   FRI   SUN	4 MON   WED   FRI   SUN	4 MON   WED   FRI   SUN	4 MON   WED   FRI   SUN	4 MON   WED   FRI   SUN
Copa	Panama	10 2-MON   TUE   WED   2-THU   2- FRI   SAT   SUN	10 2-MON   TUE   WED   2-THU   2- FRI   SAT   SUN	10 2-MON   TUE   WED   2-THU   2- FRI   SAT   SUN	11 (+1) 2-MON   TUE   WED   2-THU   2- FRI   SAT   2-SUN	10 2-MON   TUE   WED   2-THU   2- FRI   SAT   SUN	10 2-MON   TUE   WED   2-THU   2- FRI   SAT   SUN	10 2-MON   TUE   WED   2-THU   2- FRI   SAT   SUN
Surinam Airways	Paramaribo (via CUR)	3 MON   WED   FRI	3 MON   WED   FRI	3 MON   WED   FRI	3 MON   WED   FRI	3 MON   WED   FRI	3 MON   WED   FRI	3 MON   WED   FRI
Wingo	Bogota <i>Increase weekly frequencies in June</i>	2 THU   SUN	2 THU   SUN	4 (+2) MON   THU   SAT   SUN	4 MON   THU   SAT   SUN	4 MON   THU   SAT   SUN	4 MON   THU   SAT   SUN	4 MON   THU   SAT   SUN
Wingo	Medellin	3 MON   WED   SAT	3 MON   WED   SAT	5 (+2) MON   TUE   WED   THU   SAT	5 MON   TUE   WED   THU   SAT	5 MON   TUE   WED   THU   SAT	5 MON   TUE   WED   THU   SAT	5 MON   TUE   WED   THU   SAT
Wingo	Cali Seasonal Service	2 WED   SAT	2 WED   SAT	2 WED   SAT	2 WED   SAT	2 WED   SAT	2 WED   SAT	2 WED   SAT
LATAM	Lima <i>Increase weekly frequencies in July</i>	3 THU   SAT   SUN	3 THU   SAT   SUN	3 THU   SAT   SUN	4 (+1) MON   THU   SAT   SUN	4 MON   THU   SAT   SUN	4 MON   THU   SAT   SUN	4 MON   THU   SAT   SUN

# WEEKLY FLIGHT SCHEDULE | APRIL - OCTOBER 2024

## Caribbean

Airline	Destination	APR	MAY	JUN	JUL	AUG	SEP	OCT
Sky High	St. Domingo (SDQ) <i>(via CUR on SUN)</i>	2 WED   SUN	2 WED   SUN	2 WED   SUN	2 WED   SUN	2 WED   SUN	2 WED   SUN	2 WED   SUN
Air Century	Punta Cana (PUJ) <i>Resumes service in July</i>	x	x	x	3 MON   WED   FRI	3 MON   WED   FRI	x	2 MON   WED
Air Century	St. Domingo (JBQ) <i>Increase weekly service in October</i>	2 MON   FRI	2 MON   FRI	2 MON   FRI	2 MON   FRI	2 MON   FRI	2 MON   FRI	3 (+1) MON   WED     FRI
Arajet	St. Domingo (SDQ) <i>(via CUR)</i>	2 WED   SAT	2 WED   SAT	2 WED   SAT	2 WED   SAT	2 WED   SAT	2 WED   SAT	2 WED   SAT

# WEEKLY FLIGHT SCHEDULE | APRIL - OCTOBER 2024

## Dutch Caribbean

Airline	Destination	APR	MAY	JUN	JUL	AUG	SEP	OCT
Divi Divi Air	Curacao <i>Increase in frequency as of April</i>	49 8-MON   6-TUE   6-WED   8-THU   8-FRI   7-SAT   6-SUN	49 8-MON   6-TUE   6-WED   8-THU   8-FRI   7-SAT   6-SUN	49 8-MON   6-TUE   6-WED   8-THU   8-FRI   7-SAT   6-SUN	49 8-MON   6-TUE   6-WED   8-THU   8-FRI   7-SAT   6-SUN	49 8-MON   6-TUE   6-WED   8-THU   8-FRI   7-SAT   6-SUN	49 8-MON   6-TUE   6-WED   8-THU   8-FRI   7-SAT   6-SUN	49 8-MON   6-TUE   6-WED   8-THU   8-FRI   7-SAT   6-SUN
EZ Air	Curacao	17 3-MON 3-TUE   4-WED   3-THU   3-FRI   SUN	17 3-MON 3-TUE   4-WED   3-THU   3-FRI   SUN	17 3-MON 3-TUE   4-WED   3-THU   3-FRI   SUN	17 3-MON 3-TUE   4-WED   3-THU   3-FRI   SUN	17 3-MON 3-TUE   4-WED   3-THU   3-FRI   SUN	17 3-MON 3-TUE   4-WED   3-THU   3-FRI   SUN	17 3-MON 3-TUE   4-WED   3-THU   3-FRI   SUN
Jetair	Curacao <i>Restart Service TBD</i>	x	x	x	x	x	x	x
EZ Air	Bonaire	3 TUE   WED   THU	3 TUE   WED   THU	3 TUE   WED   THU	3 TUE   WED   THU	3 TUE   WED   THU	3 TUE   WED   THU	3 TUE   WED   THU
Winair	Sint Maarten (via CUR)	4 MON   WED   FRI   SAT	4 MON   WED   FRI   SAT	4 MON   WED   FRI   SAT	4 MON   WED   FRI   SAT	4 MON   WED   FRI   SAT	4 MON   WED   FRI   SAT	4 MON   WED   FRI   SAT



LET'S STAY CONNECTED

For any questions related to the report and/or additional information requests please contact

Jo-Anne Meaux Arends  
Aviation Business Development Executive  
[j.arends@airportaruba.com](mailto:j.arends@airportaruba.com)

