

ARUBA AIRPORT MONTHLY TRAFFIC STATISTICS APRIL 2024

ARUBA
Aeropuerto Internacional Reina Beatrix

3
91° 30' 10.44"
8° 00' 27.21"



APRIL 2024

DASHBOARD



40+

STORES &
RESTAURANTS



2.8M

PASSENGERS
YEAR CAPACITY



8

JET BRIDGES
(PBBs)



5

SECURITY SCREENING
CHECKPOINTS



41K

M2 OF AIRPORT
FACILITIES



25+

AIRLINES



45+

NON-STOP
SERVICES



21

AIRCRAFT
POSITIONS



260

PARKING
SPACES



CAPACITY TO OPERATE

24K

Aircraft movements per year
(inbound and outbound)

AIRLINES@AUA AIRPORT

AUA offers non-stop service to 45+ different destinations

NORTH AMERICA		EUROPE		LATIN AMERICA		CARIBBEAN	
	DESTINATIONS		DESTINATIONS		DESTINATIONS		DESTINATIONS
	3		1		1		1
	6		1		3		1
	4		1		1		1
	3				1		2
	2				1		1
	1						2
	1						1
	1						1
	1						
	1						

NORTH AMERICA GATEWAYS

and Main Feeder Airport Cities

— Non-stop service to Aruba
— Seasonal Service to Aruba
- - - Cities of origin which feed travelers to hub or gateway cities

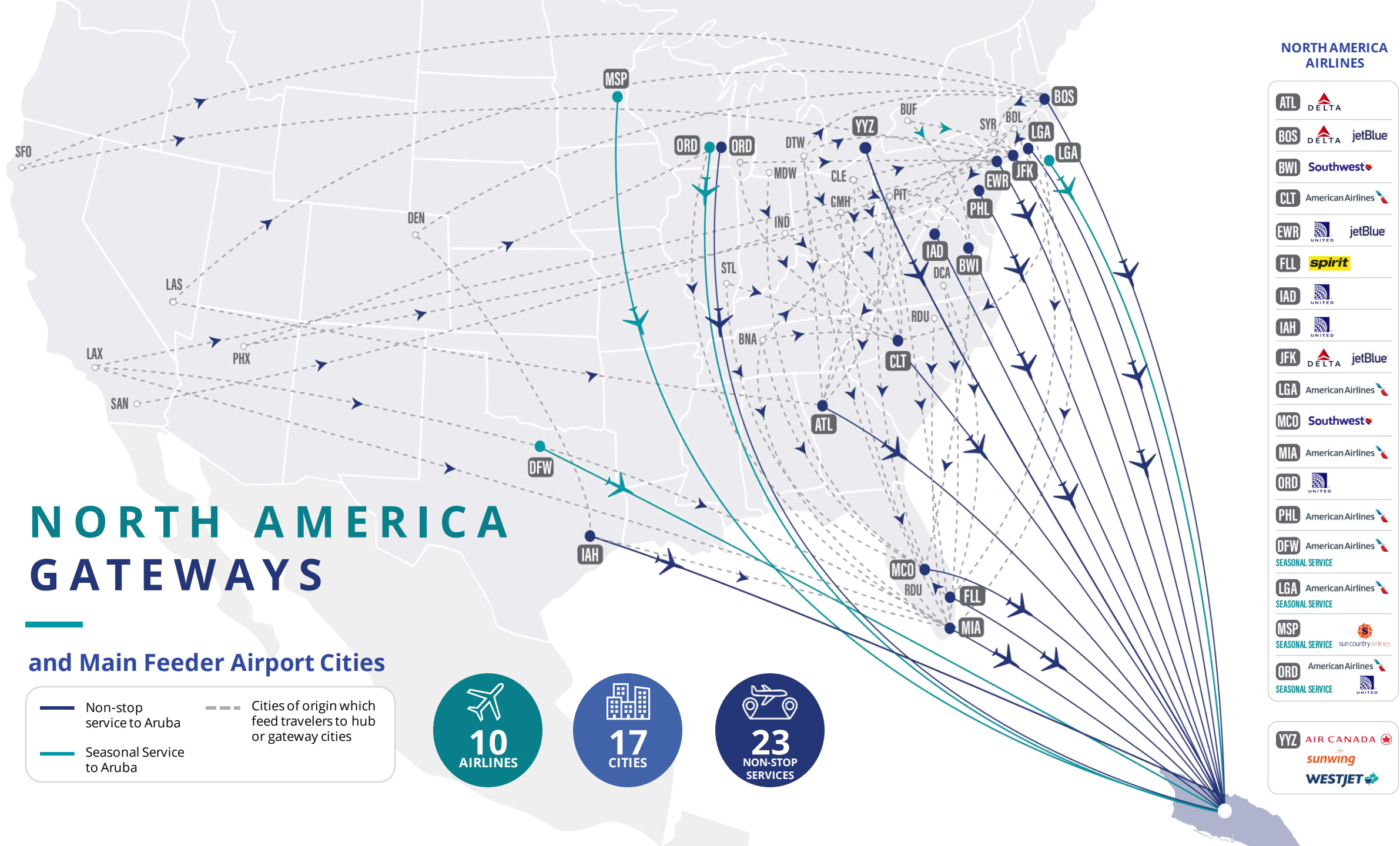

10
 AIRLINES


17
 CITIES


23
 NON-STOP SERVICES

NORTH AMERICA AIRLINES

- ATL** DELTA
- BOS** DELTA jetBlue
- BWI** Southwest
- CLT** American Airlines
- DFW** American Airlines
- EWR** UNITED jetBlue
- FLL** spirit
- IAD** UNITED
- IAH** UNITED
- JFK** DELTA jetBlue
- LGA** American Airlines
- MCO** Southwest
- MIA** American Airlines
- ORD** UNITED
- PHL** American Airlines
- DFW** American Airlines SEASONAL SERVICE
- LGA** American Airlines SEASONAL SERVICE
- MSP** SEASONAL SERVICE suncountryairlines
- ORD** American Airlines SEASONAL SERVICE UNITED
- YYZ** AIR CANADA
- sunwing**
- WESTJET**



LATIN AMERICA, CARIBBEAN, DUTCH CARIBBEAN & EUROPE GATEWAYS

and Main Feeder Airport Cities

- Non-stop service to Aruba
- Seasonal Service to Aruba
- - - Cities of origin which feed travelers to hub or gateway cities

LATIN AMERICA AIRLINES

- BOG Avianca wingo
- CLO wingo
- PBM Surinam Airways
- LIM LATAM AIRLINES
- MDE wingo
- PTY Copa Airlines

CARIBBEAN AIRLINES

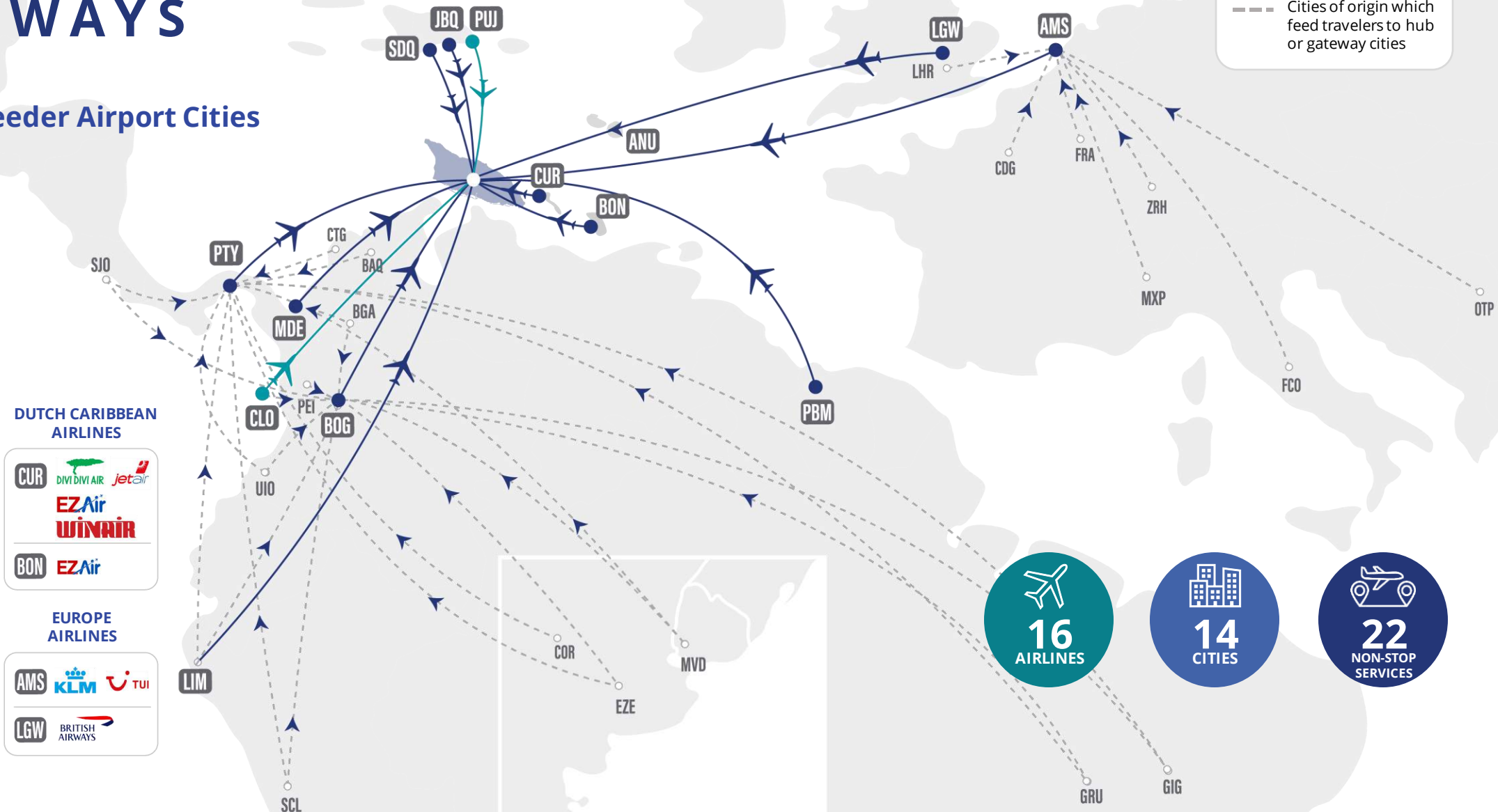
- SDQ arajet SKYhigh
- JBQ AIRCENTURY
- PUJ AIRCENTURY
- ANU BRITISH AIRWAYS

DUTCH CARIBBEAN AIRLINES

- CUR DIVI DIVI AIR jetair
- EZAir WINAIR
- BON EZAir

EUROPE AIRLINES

- AMS KLM TUI
- LGW BRITISH AIRWAYS



16 AIRLINES

14 CITIES

22 NON-STOP SERVICES

Monthly Air Traffic Statistics

April 2024 vs. 2023



AIR TRAFFIC DASHBOARD

YTD April 2024 vs. 2023



551,960

Revenue Generating Passengers
Global

20% ↑



403,526

Revenue Generating Passengers
USA

20% ↑



703,772

Total Outbound Seat Capacity
Global

25% ↑



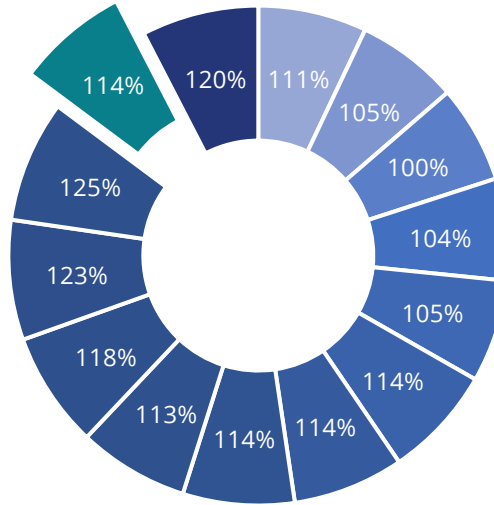
468,009

Seat Capacity
USA

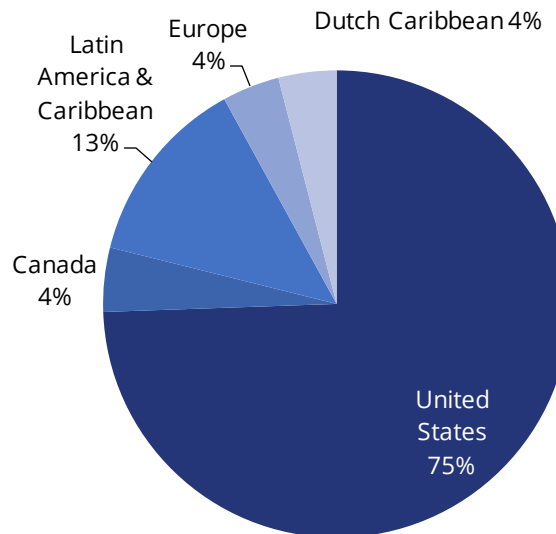
29% ↑

RGP Overview: 2024 vs. 2023

- Apr-23
- May-23
- Jun-23
- Jul-23
- Aug-23
- Sep-23
- Oct-23
- Nov-23
- Dec-23
- Jan-24
- Feb-24
- Mar-24
- Apr-24
- YTD 2024



Traffic Distribution



Passenger Load Factors

Global

vs. 88.6% (4.0) pts




United States

vs. 93.8% (5.8) pts




Canada

vs. 91.2% (2.1) pts



Latin America

vs. 75.9% 4.1 pts



Europe

vs. 88.2% (10.6) pts



Europe (excluding British Airways)

vs. 88.2% 1.0 pts



Dutch Caribbean

vs. 70.4% 4.4 pts



AIR PASSENGER MARKET ANALYSIS

YTD APRIL 2024



595,432

Total Departing Passengers
Global 19.5% ↑



412,042

Departing Passengers
USA* 21.4% ↑



551,960

Revenue Generating
Passengers Global 19.9% ↑



77

Total Transfer Passengers
-51.9% ↓



37,991

Total Transit Passengers
14.6% ↑



703,772

Total Outbound Seat Capacity
Global 25.1% ↑




60,400

Seat Capacity
Europe -3.6% ↓



98,156

Seat Capacity
Latin America 40.1% ↑



468,009

Seat Capacity
USA* 29.3% ↑

Source: Aruba Airport Authority YTD Apr 2024 vs. 2023

*USA: Data Includes Non-Scheduled Charters, Tech Stops and Military

AIR PASSENGER MARKET ANALYSIS

APRIL 2024



150,870

Total Departing Passengers
Global 13.9% ↑



107,095

Departing Passengers
USA* 15.1% ↑



141,032

Revenue Generating
Passengers
Global 14.3% ↑



13

Total Transfer Passengers
-63.9% ↓



8,557

Total Transit Passengers
10.2% ↑



175,027

Total Outbound Seat Capacity
Global 18.3% ↑



13,413

Seat Capacity
Europe -14.0% ↓



24,820

Seat Capacity
Latin America 34.9% ↑



118,602

Seat Capacity
USA* 20.7% ↑

An aerial photograph of an airport terminal building with a teal color overlay. The terminal has a long, low profile with a series of windows. In the foreground, there are palm trees and a paved area. A sign for 'AUA' is visible in the lower center, and another sign for 'AEROPUERTO INTERNACIONAL REINA BEATRIZ' is at the bottom. On the right side, there are directional signs for 'Arrivals, Depart', 'Parking', 'All Cars and Taxis', and 'Car rental'.

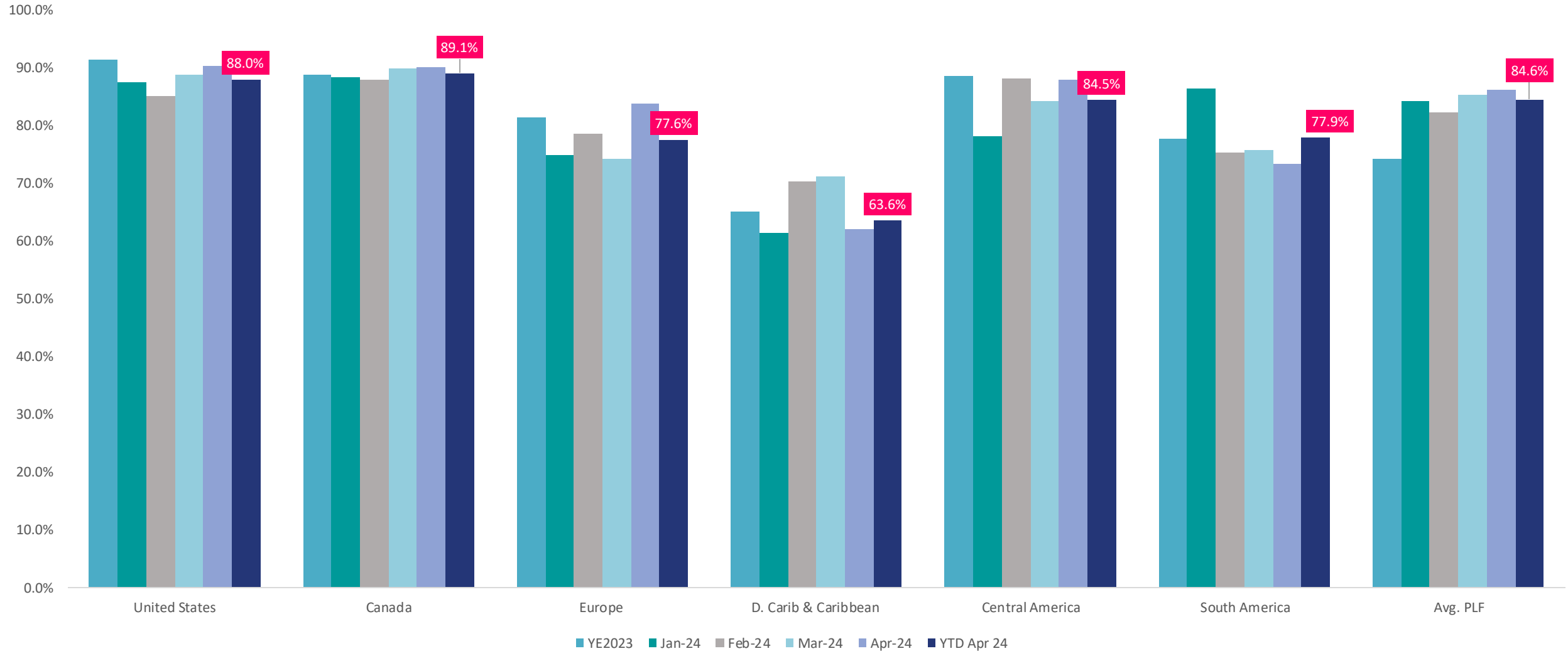
Passenger Market Analysis

Passenger Load Factor (LF)

AUA
AEROPUERTO INTERNACIONAL REINA BEATRIZ

PASSENGER LOAD FACTOR (LF) BY REGION

December 2023 – YTD APRIL 2024



An aerial photograph of the Reina Beatrix International Airport (AUA) in Aruba, featuring a blue semi-transparent overlay. The image shows the airport's terminal building, parking lots, and surrounding landscape with palm trees. A sign in the foreground reads 'AUA AEROPUERTO INTERNACIONAL REINA BEATRIX'. In the background, a blue sign lists services: 'Arrivals, Depart', 'Parking', 'All cars and Tax', and 'Car rental'.

Air Passenger Market Analysis

Passenger Load Factor (PLF)

PASSENGER LOAD FACTOR (PLF) BY REGION

YTD APRIL 2024 vs. 2023

Global

vs. 88.6% (4.0) pts



United States

vs. 93.8% (5.8) pts




Canada

vs. 91.2% (2.1) pts




Latin America

vs. 75.9% 4.1 pts



Europe

vs. 88.2% (10.6) pts



Europe (excluding British Airways)

vs. 88.2% 1.0 pts



Dutch Caribbean

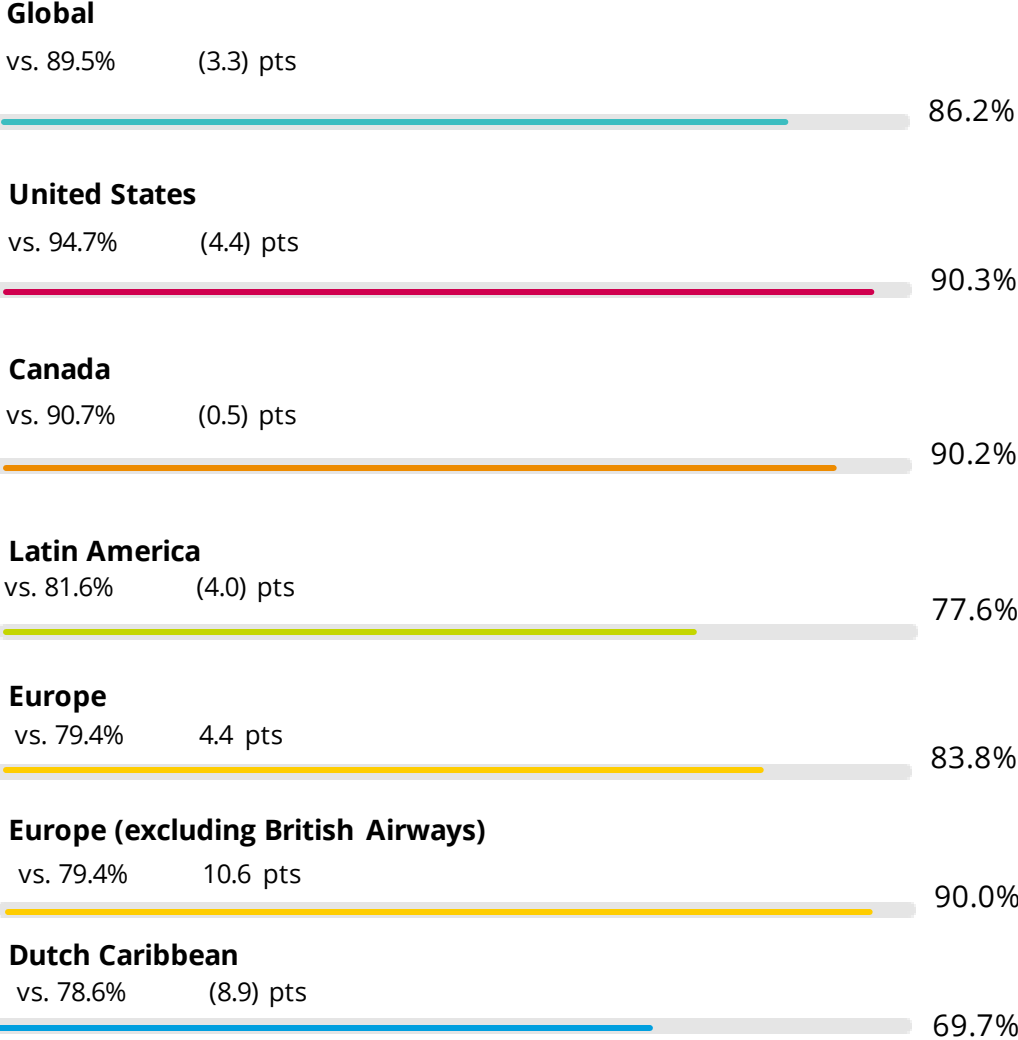
vs. 70.4% 4.4 pts



Source: Aruba Airport Authority Apr 2024 vs. 2023

PASSENGER LOAD FACTOR (PLF) BY REGION

APRIL 2024 vs. 2023



Source: Aruba Airport Authority Apr 2024 vs. 2023

An aerial photograph of the Aeropuerto Internacional Reina Beatrix (AUA) terminal, featuring a long, modern building with a blue roof and palm trees in the foreground. The image is overlaid with a semi-transparent blue filter. The text 'Passenger Traffic Data' is in white, and 'Revenue Generating Passengers (RGP)' is in teal. The AUA logo and name are visible at the bottom center of the image.

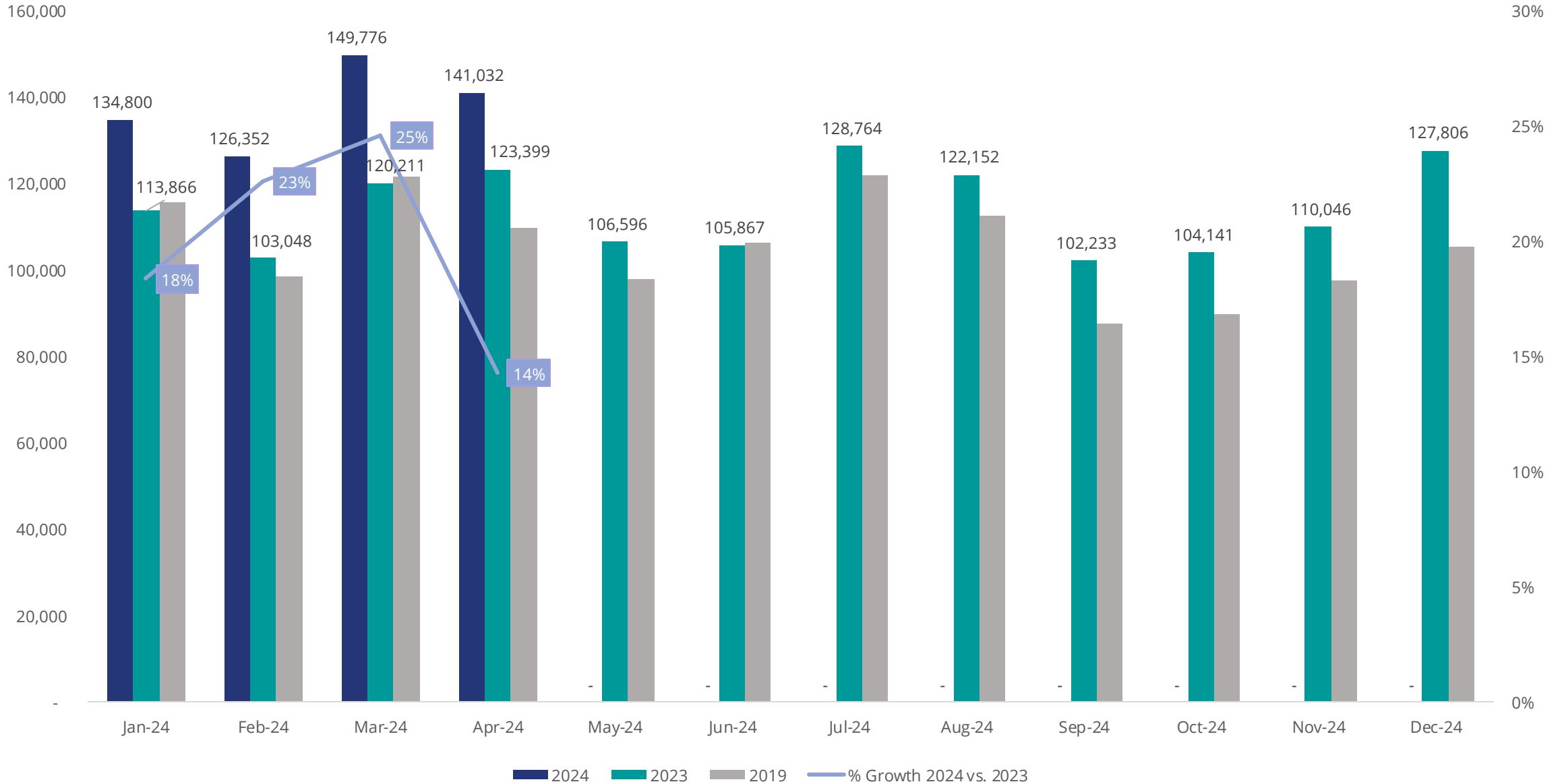
Passenger Traffic Data

Revenue Generating Passengers (RGP)

AUA
AEROPUERTO INTERNACIONAL REINA BEATRIX

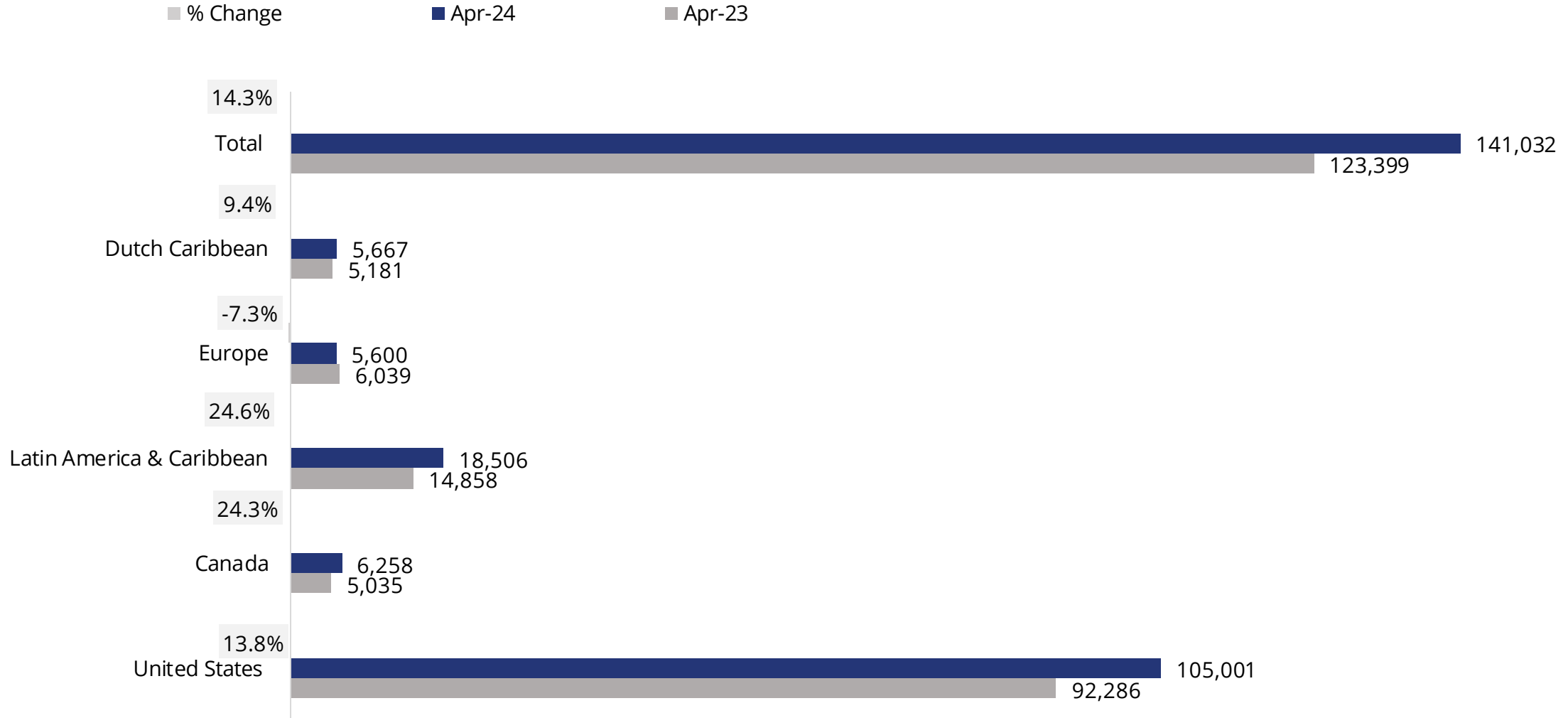
REVENUE GENERATING PASSENGERS (RGPs) BY MONTH

2024 vs. 2023




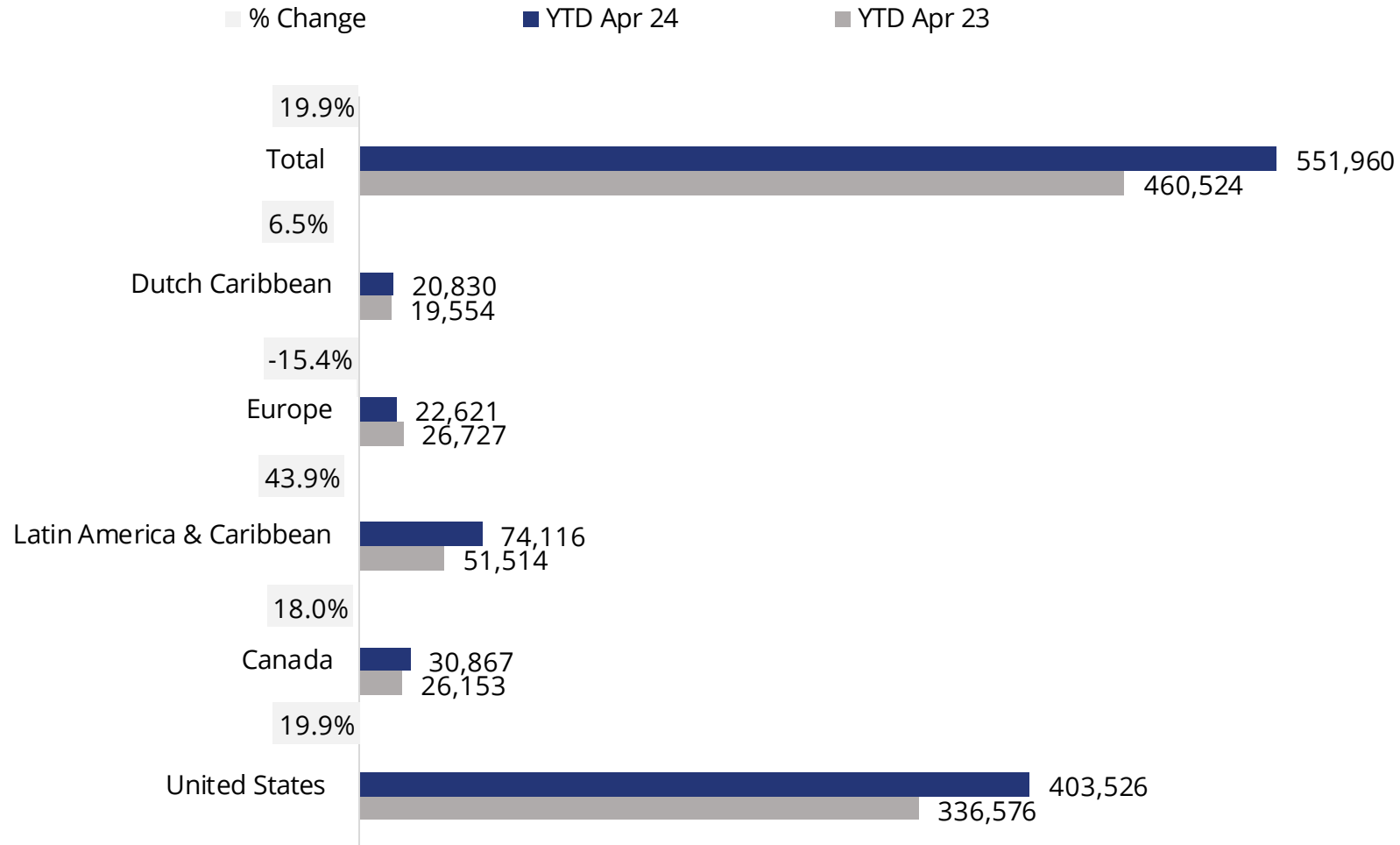
REVENUE GENERATING PASSENGERS (RGPs) BY REGION

APRIL 2024 vs 2023



REVENUE GENERATING PASSENGERS (RGPs) BY REGION

YTD April 24 vs. 23








Airline Market Analysis

Market Share by Airline

AUA
AEROPUERTO INTERNACIONAL REINA BEATRIX

Market Share by Airline and Gateway

APRIL 2024






Airline by Passenger Revenue		Market Share MoM
	JetBlue (B6)	24.3% 1.5 pts.
	American Airlines (AA)	17.4 (1.2) pts.
	Delta Air Lines (DL)	13.1% (1.0) pts.
	United Airlines (UA)	13.0% (2.6) pts.
	Copa Airlines (CM)	4.3% 0.0 pts.



Gateway by Seat Capacity	Market Share
New York (JFK, EWR, LGA)	22%
Boston (BOS)	12%
Miami (MIA)	7%
Amsterdam (AMS)	7%
Atlanta (ATL)	6%

Market Share by Airline and Gateway

YTD APRIL 2024

Airline by Passenger Revenue		Market Share YTD April
	JetBlue (B6)	22.0%
	American Airlines (AA)	18.3%
	Delta Air Lines (DL)	14.0%
	United Airlines (UA)	11.3%
	Copa (CM)	4.2%



Gateway by Seat Capacity	Market Share YTD April
New York (JFK, EWR, LGA)	22%
Boston (BOS)	11%
Amsterdam (AMS)	9%
Miami (MIA)	7%
Atlanta (ATL)	6%

Air Service Development

Winter and Summer 2024


AUA
AEROPUERTO INTERNACIONAL REINA BEATRIX

NORTH AMERICA SCHEDULE

SUMMER 2024
APRIL - OCTOBER

AIRLINES	GATEWAYS	LEVEL OF SERVICE	CONNECTIONS
SPIRIT	FLL	4 Weekly Service	HUB (ENTIRE NETWORK)
JETBLUE	EWR BOS JFK	May 1X weekly flights Jun-Oct - Daily May - Oct - 16 Weekly flights Jun-Jul - 23 weekly flights Sep-Oct 18 Weekly flights	O/D & HUB
DELTA AIR LINES	ATL JFK (A321neo) BOS (<i>seasonal</i>)	Daily Daily No Service	HUB
UNITED	EWR IAD IAH ORD	Double Daily (2019 levels) April - Aug - Daily Sep-Oct 1 - 2 weekly flights 1 - 2 weekly 1 - 2 weekly	HUB
SOUTHWEST	BWI	Increase from 2 to 5 weekly flights between June and July	O/D
AMERICAN AIRLINES	MIA, CLT, PHL (<i>seasonal</i>) ORD (<i>seasonal</i>) LGA (<i>seasonal</i>) DFW (<i>seasonal</i>)	Double Daily May - Aug - Daily Sep-Oct 1 Weekly flights May - Aug SAT SAT	O/D & HUB
AIR CANADA	YYZ	No Service in Summer 2024 Resumes services in Nov	O/D
WESTJET	YYZ	3 weekly flights in Jun, Jul, Aug	O/D



EUROPE SCHEDULE

SUMMER 2024
APRIL - OCTOBER

Airline	Gateway	Level of Service	Connection
KLM	AMS	Daily June - 6 Weekly flights	O/D & HUB
TUI	AMS	3 weekly flights	O/D
British Airways	ANU LGW	1 Weekly flights - SUN	O/D & HUB

LATIN AMERICA SCHEDULE

SUMMER 2024
APRIL - OCTOBER

Airline	Gateways	Level of Service	Connections
Avianca	BOG MDE (<i>New starting June 2nd</i>)	11 Weekly Flights 4 Weekly Flights	O/D & HUB O/D & HUB
Wingo	BOG MDE CLO	2 weekly flights in May 4 weekly Jun, Jul, Aug 3 weekly flights in Apr and May 4 -5 weekly Jun, Jul, Aug 2 weekly flights, Feb no Service	O/D
LATAM	LIM	Increase to 4 weekly flights in July	O/D
Surinam Airways	PBM	3 Weekly Flights	O/D
Copa Airlines	PTY	10 Weekly flights	O/D & HUB



WEEKLY FLIGHT SCHEDULE

Period: APRIL- OCTOBER 2024

LINK: <https://www.airportaruba.com/flight-schedules>

Last Update: MAY 13, 2024

***Flight Schedules are subject to change**

WEEKLY FLIGHT SCHEDULE | APRIL - OCTOBER 2024



United States

Airline	Destination	APR	MAY	JUN	JUL	AUG	SEP	OCT
American Airlines	Miami	14 Double Daily	14 Double Daily	14 Double Daily	14 Double Daily	14 Double Daily	14 Double Daily	14 Double Daily
	Charlotte	13 2-MON TUE 2-WED 2-THU 2- FRI 2SAT 2- SUN	14 Double Daily	14 Double Daily	14 Double Daily	14 Double Daily	14 Double Daily	14 Double Daily
	Philadelphia	7 Daily	7 Daily	7 Daily	7 Daily	7 Daily	1 Sat	1 Sat
	Chicago Seasonal Service <i>Resume Service in November</i>	x	x	x	x	x	x	x
	La Guardia - New York Seasonal Service	1 SAT	1 SAT	1 SAT	1 SAT	1 SAT	x	x
	Dallas Seasonal Service	1 SAT	1 SAT	1 SAT	1 SAT	1 SAT	x	x

WEEKLY FLIGHT SCHEDULE | APRIL - OCTOBER 2024

United States

Airline	Destination	APR	MAY	JUN	JUL	AUG	SEP	OCT
United Airlines	Newark	16 Double Daily 3-SAT 3-SUN	14 Double Daily	14 Double Daily	14 Double Daily	14 Double Daily	14 Double Daily	14 Double Daily
	Houston	1 SAT	1 SAT	2 SAT SUN	2 SAT SUN	2 SAT SUN	1 SAT	2 SAT SUN
	Washington	7 Daily	7 Daily	7 Daily	7 Daily	7 Daily	1 SAT	2 SAT SUN
	Chicago Seasonal Service	3 FRI SAT SUN	1 SAT	2 SAT SUN	2 SAT SUN	2 SAT SUN	X	X

WEEKLY FLIGHT SCHEDULE | APRIL - OCTOBER 2024



United States

Airline	Destination	APR	MAY	JUN	JUL	AUG	SEP	OCT
JetBlue	Boston	22 3-MON 3-TUE 3-WED 3-THU 3-FRI 4- SAT 3-SUN	15 2-MON 2- TUE 2-WED 2-THU 3-FRI 2-SAT 2-SUN	16 2-MON 2-TUE 2-WED 2-THU 3-FRI 3-SAT 2-SUN	16 2-MON 2-TUE 2-WED 2-THU 3-FRI 3-SAT 2-SUN	16 2-MON 2-TUE 2-WED 2-THU 3-FRI 3-SAT 2-SUN	16 2-MON 2-TUE 2-WED 2-THU 3-FRI 3-SAT 2-SUN	16 2-MON 2-TUE 2-WED 2-THU 3-FRI 3-SAT 2-SUN
	New York - JFK	22 3-MON 3-TUE 3WED 3-THU 3-FRI 4-SAT 3-SUN	18 2-MON 2-TUE 2-WED 2-THU 3-FRI 4-SAT 3-SUN	23 3-MON 3-TUE 3WED 3-THU 3-FRI 5-SAT 3-SUN	23 3-MON 3-TUE 3WED 3-THU 3-FRI 5-SAT 3-SUN	23 3-MON 3-TUE 3WED 3-THU 3-FRI 5-SAT 3-SUN	18 (+2) 2-MON 2-TUE 2-WED 2-THU 3-FRI 4-SAT 3-SUN	18 (+2) 2-MON 2-TUE 2-WED 2-THU 3-FRI 4-SAT 3-SUN
	Newark	7 Daily	1 SAT	7 (+3) Daily	7 Daily	7 Daily	7 Daily	7 Daily
Delta Air Lines	Atlanta	13 2-MON TUE 2- WED 2-THU 2- FRI 2-SAT 2-SUN	7 Daily	7 Daily	7 Daily	7 Daily	7 Daily	7 Daily
	New York - JFK	7 Daily	7 Daily	7 Daily	7 Daily	7 Daily	7 Daily	7 Daily
	Boston Seasonal Service	7 Daily	x	x	x	x	x	x

WEEKLY FLIGHT SCHEDULE | APRIL - OCTOBER 2024



United States

Airline	Destination	APR	MAY	JUN	JUL	AUG	SEP	OCT
Southwest	Baltimore	2 SAT SUN	2 SAT SUN	5 MON THU FRI SAT SUN	5 MON THU FRI SAT SUN	2 SAT SUN	2 SAT SUN	2 SAT SUN
	Orlando	7 Daily	7 Daily	7 Daily	7 Daily	7 Daily	7 Daily	7 Daily
Spirit	Fort Lauderdale	4 TUE THU SAT SUN	4 TUE THU SAT SUN	4 TUE THU SAT SUN	4 TUE THU SAT SUN	4 TUE THU SAT SUN	4 TUE THU SAT SUN	4 TUE THU SAT SUN
Sun Country	Minneapolis <i>Seasonal Service</i>	x	x	x	x	x	x	x
Surinam Airways	Miami (via CUR)	3 MON WED FRI	3 MON WED FRI	3 MON WED FRI	3 MON WED FRI	3 MON WED FRI	3 MON WED FRI	3 MON WED FRI

WEEKLY FLIGHT SCHEDULE | APRIL - OCTOBER 2024

Canada

Airline	Destination	APR	MAY	JUN	JUL	AUG	SEP	OCT
Air Canada	Toronto <small>No service during summer season</small>	3 MON FRI SUN	x	x	x	x	x	x
Westjet	Toronto	5 WED THU FRI SAT SUN	2 THU SAT	3 TUE THU SAT	3 TUE THU SAT	3 TUE THU SAT	2 TUE SAT	4 TUE THU FRI SAT
Sunwing	Toronto	1 MON	1 MON	1 MON	1 MON	1 MON	1 MON	1 MON

WEEKLY FLIGHT SCHEDULE | APRIL - OCTOBER 2024

Europe

Airline	Destination	APR	MAY	JUN	JUL	AUG	SEP	OCT
KLM	Amsterdam (via BON)	7 Daily	7 Daily	6 (-1) MON TUE WED THU SAT SUN	7 Daily	7 Daily	7 Daily	7 Daily
TUI NL	Amsterdam (via CUR)	3 MON THU SUN	3 MON THU SUN	3 MON THU SUN	3 MON THU SUN	3 MON THU SUN	3 MON THU SUN	3 MON THU SUN
British Airways	London Gatwick (via ANU) <i>Change in frequency as of April</i>	1 SUN	1 SUN	1 SUN	1 SUN	1 SUN	1 SUN	1 SUN

WEEKLY FLIGHT SCHEDULE | APRIL - OCTOBER 2024

Latin America

Airline	Destination	APR	MAY	JUN	JUL	AUG	SEP	OCT
Avianca	Bogota	11 MON 2-TUE WED 2-THU FRI 2- SAT 2-SUN	11 MON 2-TUE WED 2-THU FRI 2- SAT 2-SUN	11 MON 2-TUE WED 2-THU FRI 2- SAT 2-SUN	11 MON 2-TUE WED 2-THU FRI 2- SAT 2-SUN	11 MON 2-TUE WED 2-THU FRI 2- SAT 2-SUN	11 MON 2-TUE WED 2-THU FRI 2- SAT 2-SUN	11 MON 2-TUE WED 2-THU FRI 2- SAT 2-SUN
Avianca	Medellin <i>New Route starting June 2nd</i>			4 MON WED FRI SUN	4 MON WED FRI SUN	4 MON WED FRI SUN	x	x
Copa	Panama	10 2-MON TUE WED 2-THU 2- FRI SAT SUN	10 2-MON TUE WED 2-THU 2- FRI SAT SUN	10 2-MON TUE WED 2-THU 2- FRI SAT SUN	11 2-MON TUE WED 2-THU 2- FRI SAT 2-SUN	10 2-MON TUE WED 2-THU 2- FRI SAT SUN	10 2-MON TUE WED 2-THU 2- FRI SAT SUN	10 2-MON TUE WED 2-THU 2- FRI SAT SUN
Surinam Airways	Paramaribo (via CUR)	3 MON WED FRI	3 MON WED FRI	3 MON WED FRI	3 MON WED FRI	3 MON WED FRI	3 MON WED FRI	3 MON WED FRI
Wingo	Bogota <i>Increase weekly frequencies in June</i>	2 THU SUN	2 THU SUN	4 (+2) MON THU SAT SUN	4 MON THU SAT SUN	4 MON THU SAT SUN	2 (-2) THU SUN	2 (-2) THU SUN
Wingo	Medellin	3 MON WED SAT	3 MON WED SAT	4 (-1) MON WED THU SAT	5 MON TUE WED THU SAT	5 MON TUE WED THU SAT	4 (-1) MON TUE WED SAT	4 (-1) MON TUE WED SAT
Wingo	Cali Seasonal Service	2 WED SAT	2 WED SAT	2 WED SAT	2 WED SAT	2 WED SAT	2 WED SAT	2 WED SAT
LATAM	Lima <i>Increase weekly frequencies in July</i>	3 THU SAT SUN	3 THU SAT SUN	3 THU SAT SUN	4 (+1) MON THU SAT SUN	4 MON THU SAT SUN	4 MON THU SAT SUN	4 MON THU SAT SUN

WEEKLY FLIGHT SCHEDULE | APRIL - OCTOBER 2024

Caribbean

Airline	Destination	APR	MAY	JUN	JUL	AUG	SEP	OCT
Sky High	St. Domingo (SDQ) <i>(via CUR on SUN)</i>	2 WED SUN	3 WED FRI SUN	3 WED FRI SUN	3 WED FRI SUN	3 WED FRI SUN	3 WED FRI SUN	3 WED FRI SUN
Air Century	Punta Cana (PUJ) <i>Services between July - Aug 09 and between Oct 7-16</i>	x	x	x	3 MON WED FRI	3 MON WED FRI	x	2 MON WED
Air Century	St. Domingo (JBQ) <i>Increase weekly service in October</i>	2 MON FRI	2 MON FRI	2 MON FRI	3 (+1) MON WED FRI	2 (-1) MON FRI	2 MON FRI	3 (+1) MON WED FRI
Arajet	St. Domingo (SDQ) <i>(via CUR)</i>	2 WED SAT	2 WED SAT	2 WED SAT	2 WED SAT	2 WED SAT	2 WED SAT	2 WED SAT

WEEKLY FLIGHT SCHEDULE | APRIL - OCTOBER 2024

Dutch Caribbean

Airline	Destination	APR	MAY	JUN	JUL	AUG	SEP	OCT
Divi Divi Air	Curacao <i>Increase in frequency as of April</i>	49 8-MON 6-TUE 6-WED 8-THU 8-FRI 7-SAT 6-SUN	49 8-MON 6-TUE 6-WED 8-THU 8-FRI 7-SAT 6-SUN	49 8-MON 6-TUE 6-WED 8-THU 8-FRI 7-SAT 6-SUN	49 8-MON 6-TUE 6-WED 8-THU 8-FRI 7-SAT 6-SUN	49 8-MON 6-TUE 6-WED 8-THU 8-FRI 7-SAT 6-SUN	49 8-MON 6-TUE 6-WED 8-THU 8-FRI 7-SAT 6-SUN	49 8-MON 6-TUE 6-WED 8-THU 8-FRI 7-SAT 6-SUN
EZ Air	Curacao	17 3-MON 3-TUE 4-WED 3-THU 3-FRI SUN	17 3-MON 3-TUE 4-WED 3-THU 3-FRI SUN	17 3-MON 3-TUE 4-WED 3-THU 3-FRI SUN	17 3-MON 3-TUE 4-WED 3-THU 3-FRI SUN	17 3-MON 3-TUE 4-WED 3-THU 3-FRI SUN	17 3-MON 3-TUE 4-WED 3-THU 3-FRI SUN	17 3-MON 3-TUE 4-WED 3-THU 3-FRI SUN
Jetair	Curacao <i>Restart Service in April</i>	7 2-MON TUE 2-WED FRI SUN	7 2-MON TUE 2-WED FRI SUN	7 2-MON TUE 2-WED FRI SUN	7 2-MON TUE 2-WED FRI SUN	7 2-MON TUE 2-WED FRI SUN	7 2-MON TUE 2-WED FRI SUN	7 2-MON TUE 2-WED FRI SUN
EZ Air	Bonaire	3 TUE WED THU	3 TUE WED THU	3 TUE WED THU	3 TUE WED THU	3 TUE WED THU	3 TUE WED THU	3 TUE WED THU
Winair	Sint Maarten (via CUR)	4 MON WED FRI SAT	4 MON WED FRI SAT	4 MON WED FRI SAT	4 MON WED FRI SAT	4 MON WED FRI SAT	4 MON WED FRI SAT	4 MON WED FRI SAT



LET'S STAY CONNECTED

For any questions related to the report and/or additional information requests please contact

Jo-Anne Meaux Arends
Aviation Business Development Executive
j.arends@airportaruba.com

