

ARUBA AIRPORT MONTHLY TRAFFIC STATISTICS

MAY 2024



MAY 2024

DASHBOARD



40+
STORES &
RESTAURANTS



2.8M
PASSENGERS
YEAR CAPACITY



8
JET BRIDGES
(PBBs)



5
SECURITY SCREENING
CHECKPOINTS



41K
M2 OF AIRPORT
FACILITIES



25+
AIRLINES



45+
NON-STOP
SERVICES



21
AIRCRAFT
POSITIONS



260
PARKING
SPACES



CAPACITY TO OPERATE
24K
Aircraft movements per year
(inbound and outbound)

AIRLINES@AUA AIRPORT

AUA offers non-stop service to 45+ different destinations

NORTH AMERICA		EUROPE		LATIN AMERICA		CARIBBEAN	
	DESTINATIONS 3		DESTINATIONS 1		DESTINATIONS 1		DESTINATIONS 1
	6		1		3		1
	4		1		1		1
	3				1		2
	2				1		1
	1						2
	1						1
	1						1
	1						
	1						

NORTH AMERICA GATEWAYS

and Main Feeder Airport Cities

- Non-stop service to Aruba
- Cities of origin which feed travelers to hub or gateway cities
- Seasonal Service to Aruba

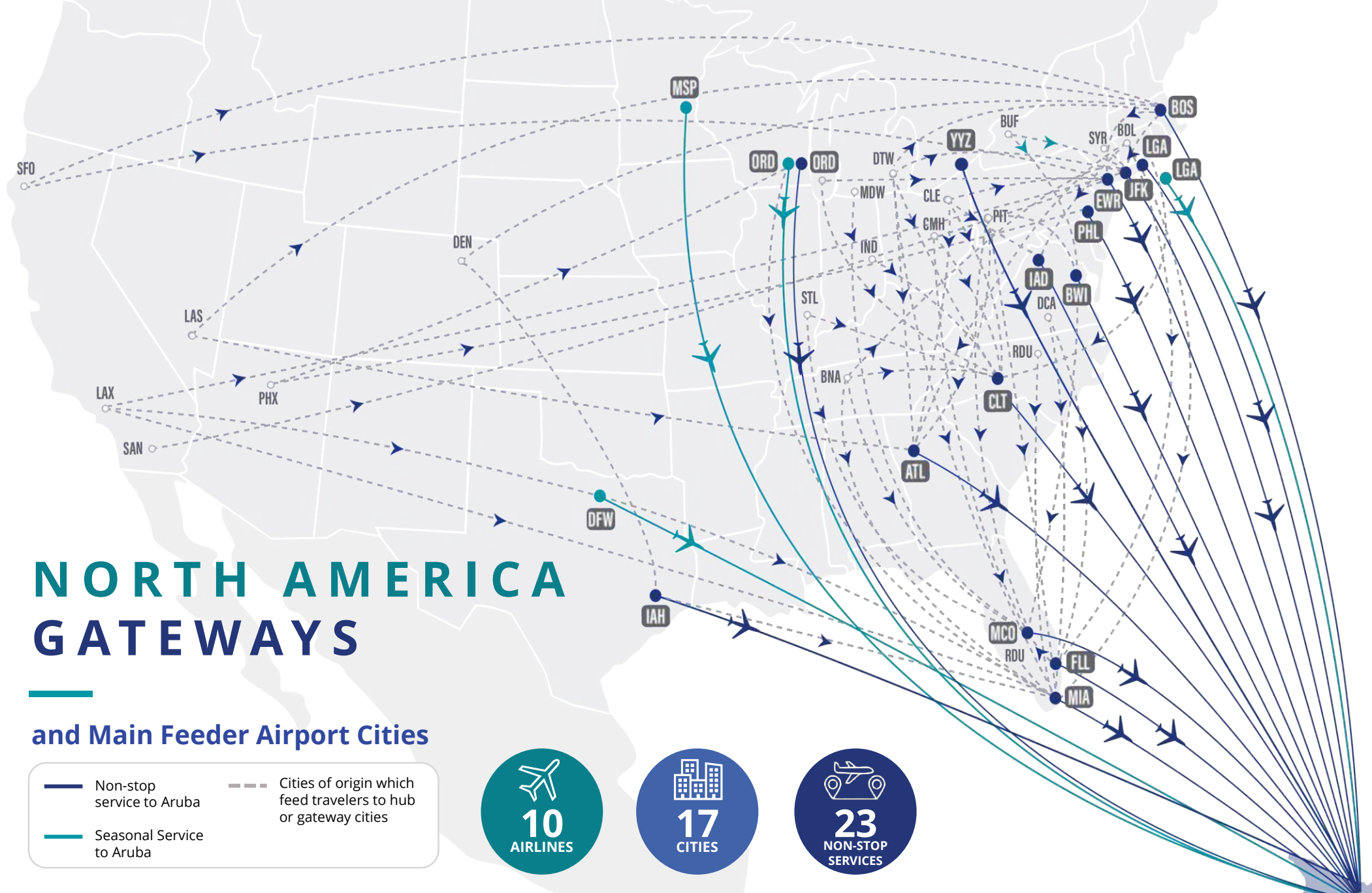
10 AIRLINES

17 CITIES

23 NON-STOP SERVICES

NORTH AMERICA AIRLINES

- ATL DELTA
- BOS DELTA jetBlue
- BWI Southwest
- CLT American Airlines
- EWB UNITED jetBlue
- FLL spirit
- IAD UNITED
- IAH UNITED
- JFK DELTA jetBlue
- LGA American Airlines
- MCO Southwest
- MIA American Airlines
- ORD UNITED
- PHL American Airlines
- DFW American Airlines
- LGA American Airlines SEASONAL SERVICE
- MSP SEASONAL SERVICE suncountryairlines
- ORD American Airlines SEASONAL SERVICE UNITED
- YYZ AIR CANADA
- sunwing
- WESTJET



LATIN AMERICA, CARIBBEAN, DUTCH CARIBBEAN & EUROPE GATEWAYS

and Main Feeder Airport Cities

- Non-stop service to Aruba
- Seasonal Service to Aruba
- Cities of origin which feed travelers to hub or gateway cities

LATIN AMERICA AIRLINES

- BOG
- CLO
- PBM
- LIM
- MDE
- PTY

DUTCH CARIBBEAN AIRLINES

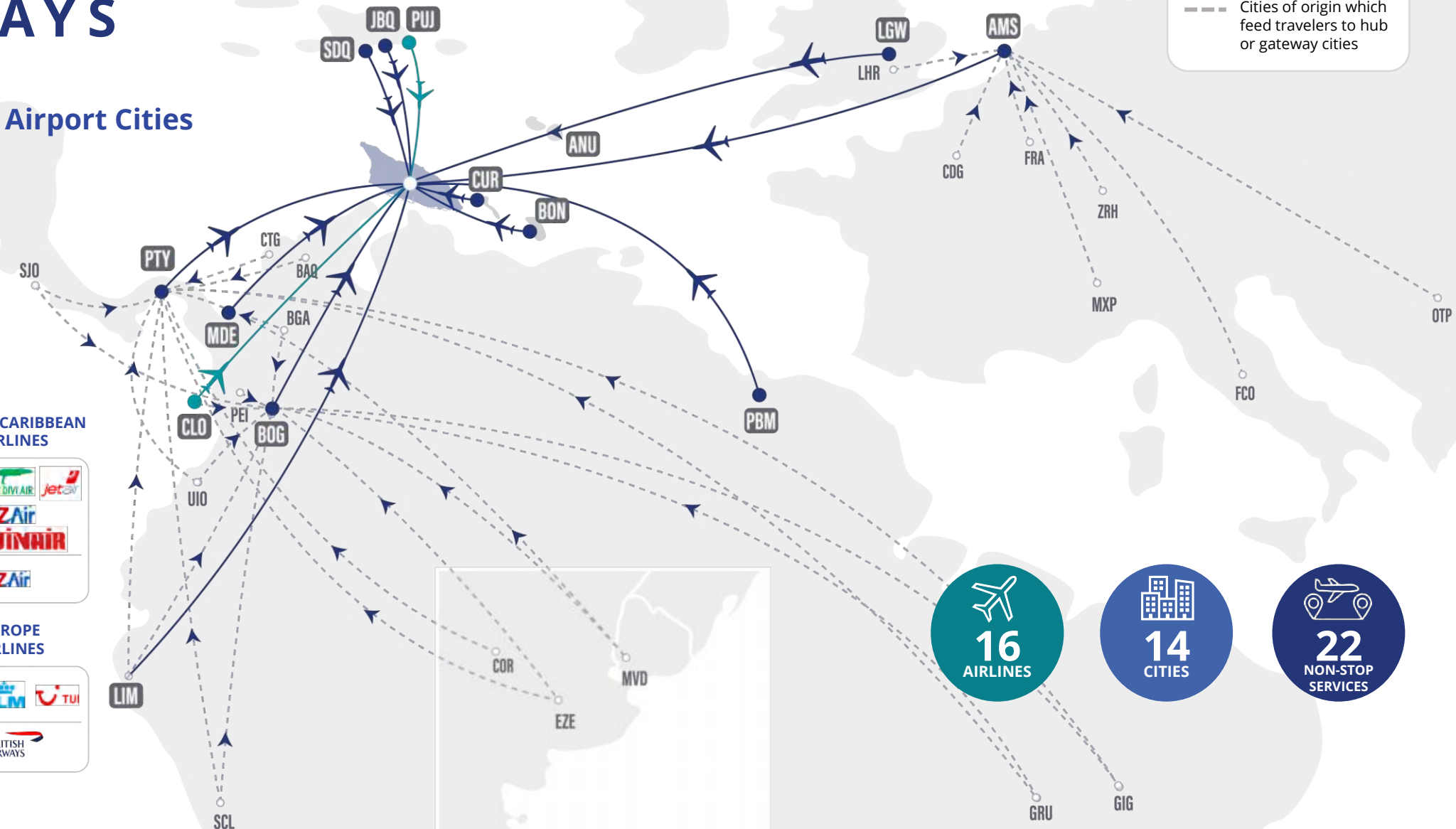
- CUR
- BON

CARIBBEAN AIRLINES

- SDQ
- JBQ
- PUJ
- ANU

EUROPE AIRLINES

- AMS
- LGW



16
AIRLINES

14
CITIES

22
NON-STOP SERVICES



Monthly Air Traffic Statistics

MAY 2024 vs. 2023

AIR TRAFFIC DASHBOARD

YTD MAY 2024 vs. 2023



672,839

Revenue Generating Passengers
Global

23.6% ↑



491,930

Revenue Generating Passengers
USA

18.4% ↑



857,002

Total Outbound Seat Capacity
Global

12.9% ↑



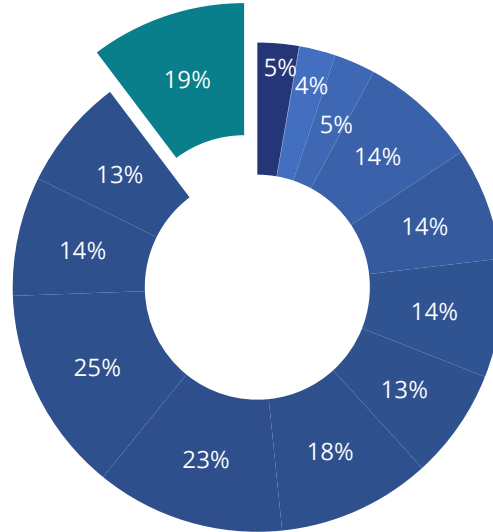
567,907

Seat Capacity
USA

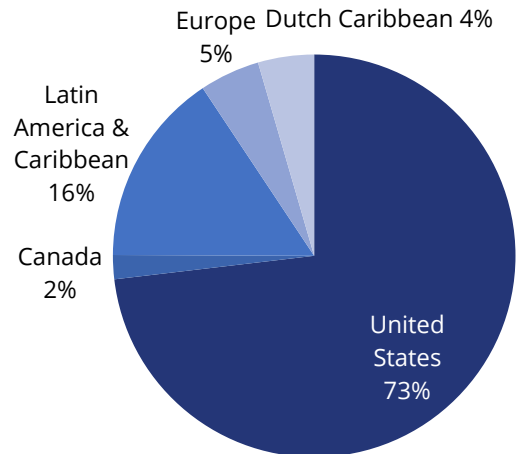
26.7% ↑

- May-23
- Jun-23
- Jul-23
- Aug-23
- Sep-23
- Oct-23
- Nov-23
- Dec-23
- Jan-24
- Feb-24
- Mar-24
- Apr-24
- May-24
- YTD 2024

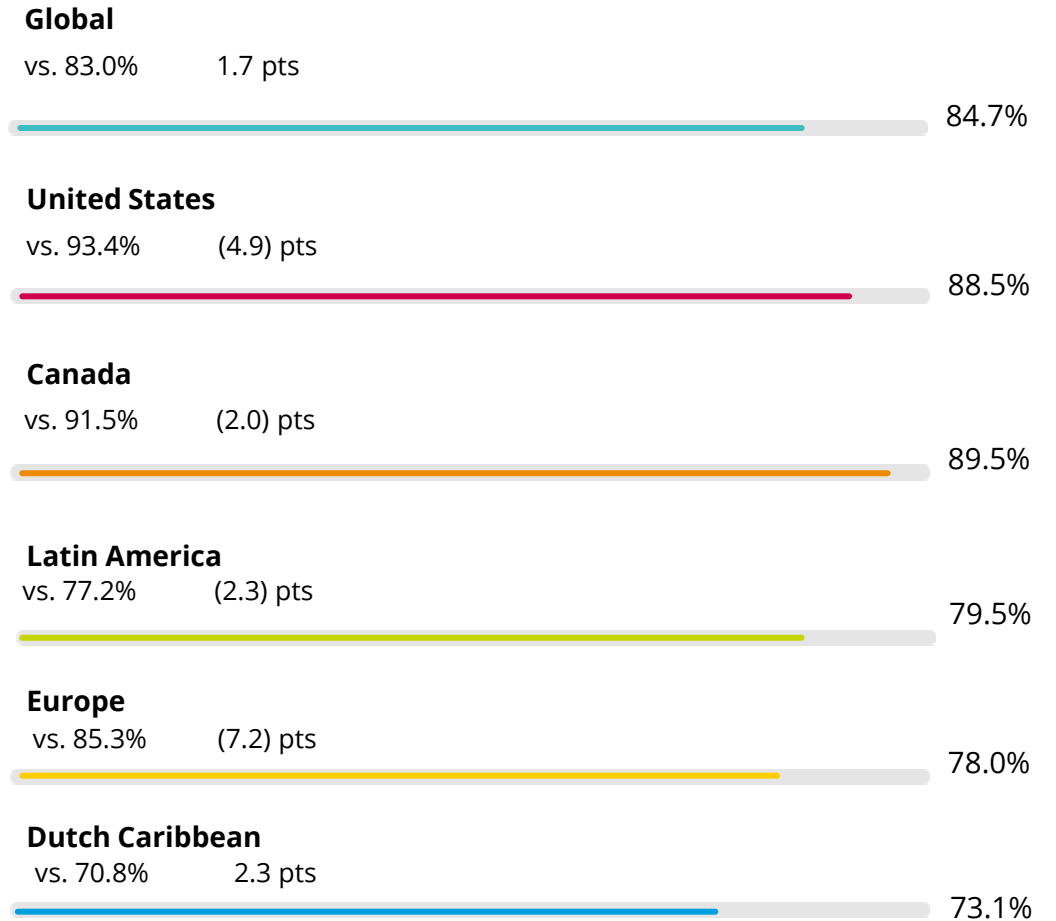
RGP Overview



Traffic Distribution

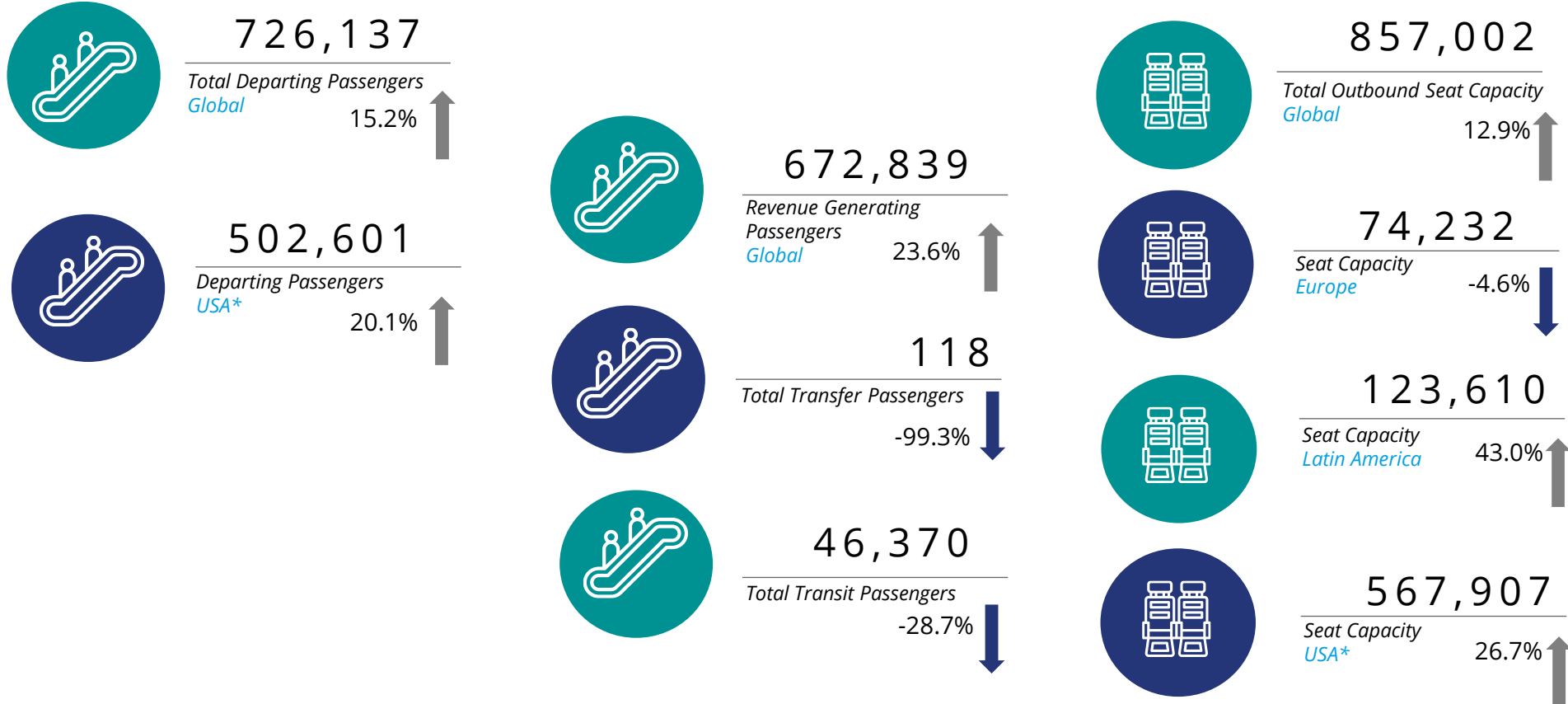


Passenger Load Factors



AIR PASSENGER MARKET ANALYSIS

YTD MAY 2024

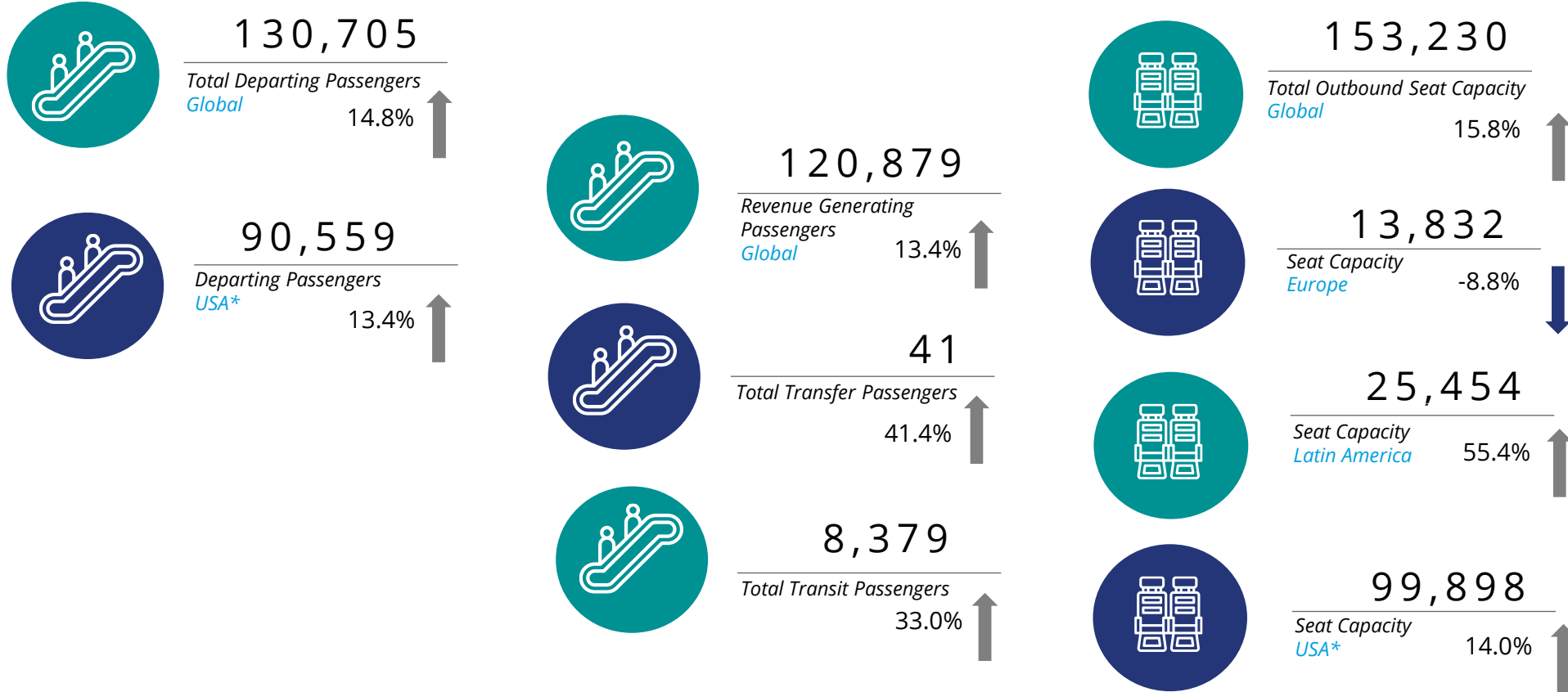


Source: Aruba Airport Authority YTD May 2024 vs. 2023

*USA: Data Includes Non-Scheduled Charters, Tech Stops and Military

AIR PASSENGER MARKET ANALYSIS

MAY 2024



Source: Aruba Airport Authority May 2024 vs. 2023

*USA: Data Includes Non-Scheduled Charters, Tech Stops and Military

An aerial photograph of an airport terminal building with a teal overlay. The terminal has a long, low profile with a series of windows. In the foreground, there are palm trees and a paved area. A sign for 'AUA' is visible in the lower center, and another sign for 'AEROPUERTO INTERNACIONAL REINA BEATRIZ' is at the bottom. Directional signs for 'Arrivals, Departures', 'Parking', and 'Car Rental' are visible on the right side.

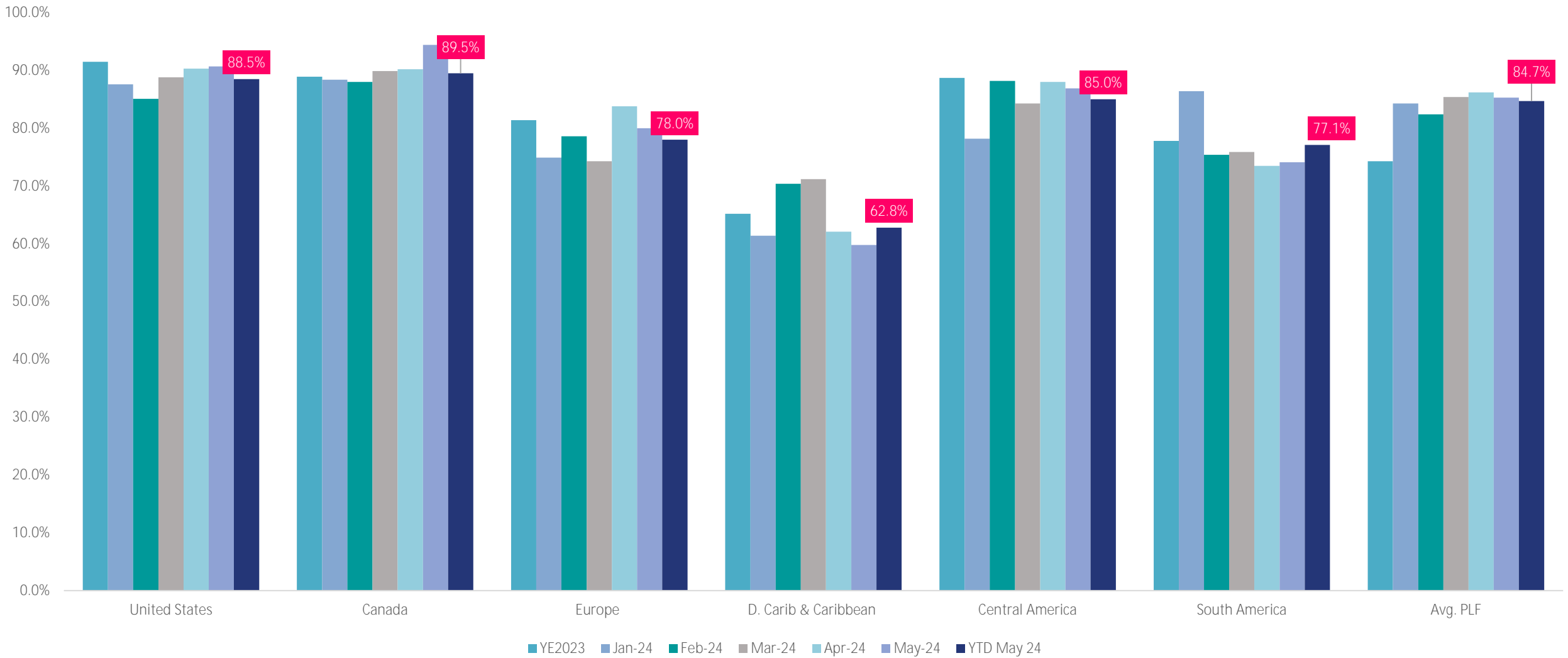
Passenger Market Analysis

Passenger Load Factor (LF)

AUA
AEROPUERTO INTERNACIONAL REINA BEATRIZ

PASSENGER LOAD FACTOR (LF) BY REGION

YE 2023 – YTD MAY 2024





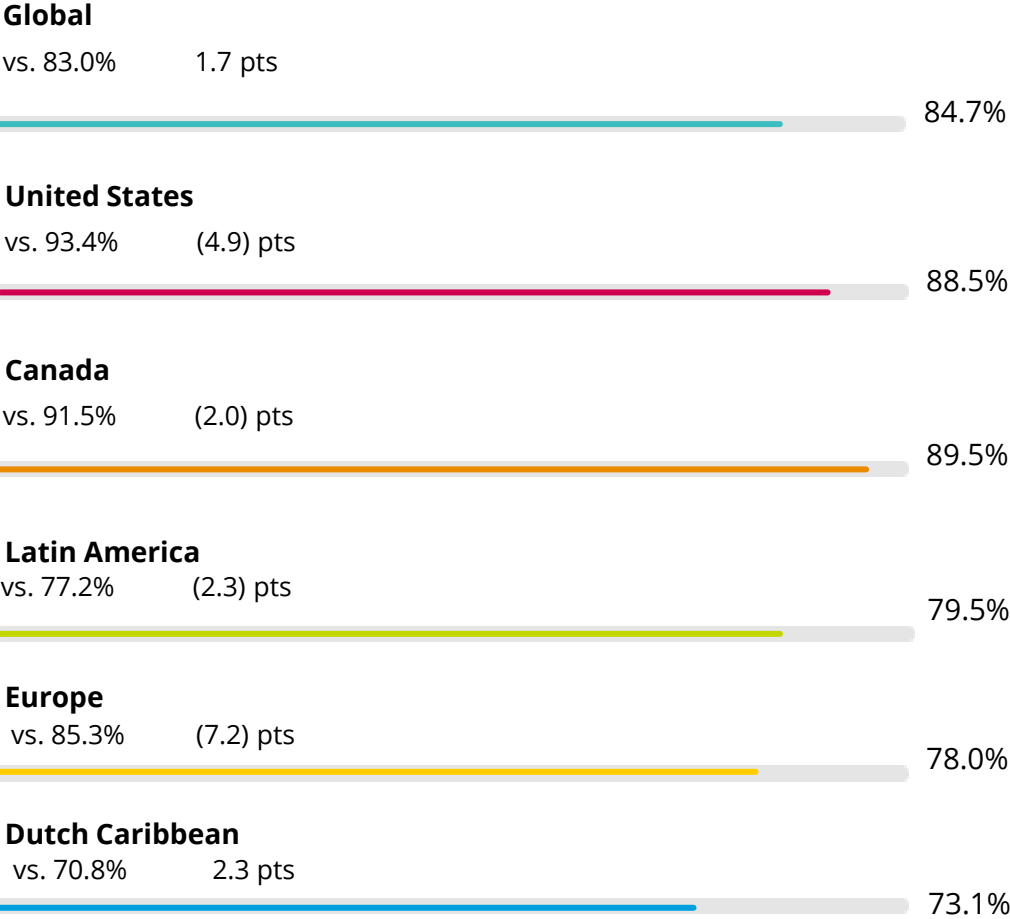
Air Passenger Market Analysis

Passenger Load Factor (PLF)

AUA
AEROPUERTO INTERNACIONAL REINA BEATRIZ

PASSENGER LOAD FACTOR (PLF) BY REGION

YTD MAY 2024 vs. 2023

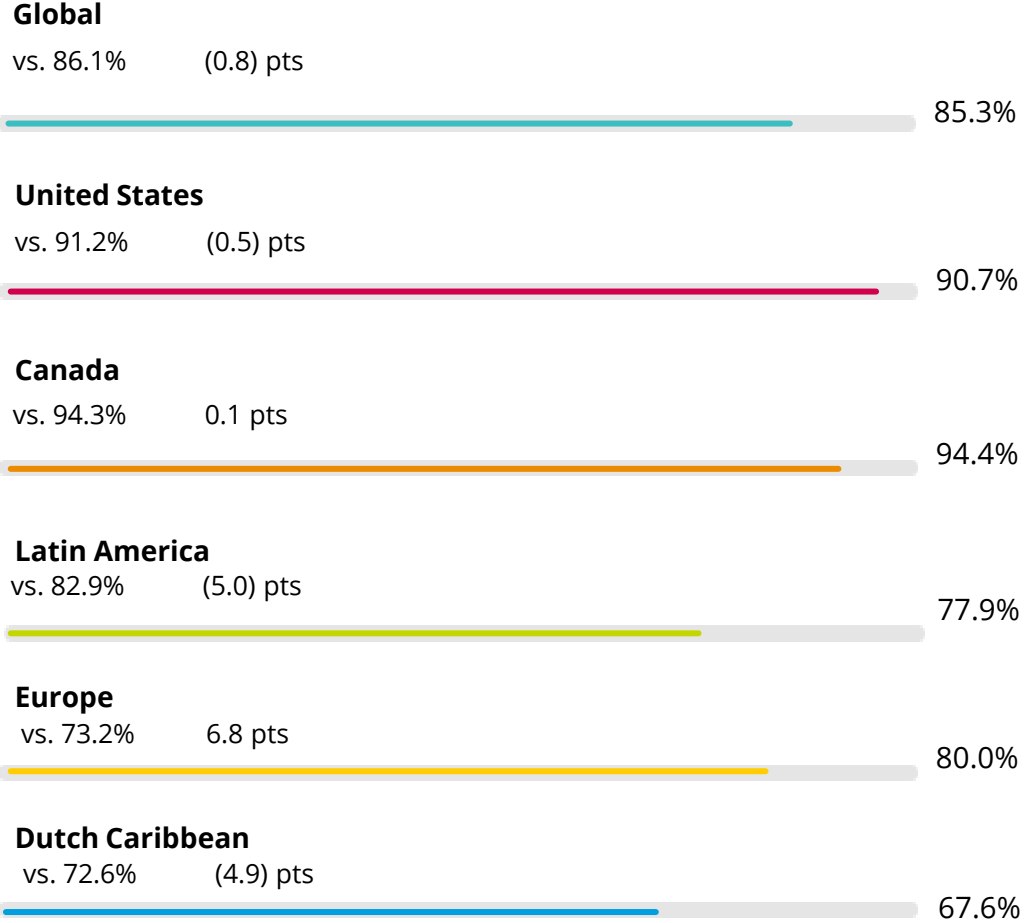


Source: Aruba Airport Authority May 2024 vs. 2023



PASSENGER LOAD FACTOR (PLF) BY REGION

MAY 2024 vs. 2023



Source: Aruba Airport Authority May 2024 vs. 2023

An aerial photograph of the Aeropuerto Internacional Reina Beatrix (AUA) terminal, overlaid with a semi-transparent blue filter. The terminal building is a long, modern structure with a glass facade and a blue roof. Palm trees and other tropical vegetation are scattered around the terminal. In the foreground, there is a paved area with some signage, including a large 'AUA' logo and the text 'AEROPUERTO INTERNACIONAL REINA BEATRIX'.

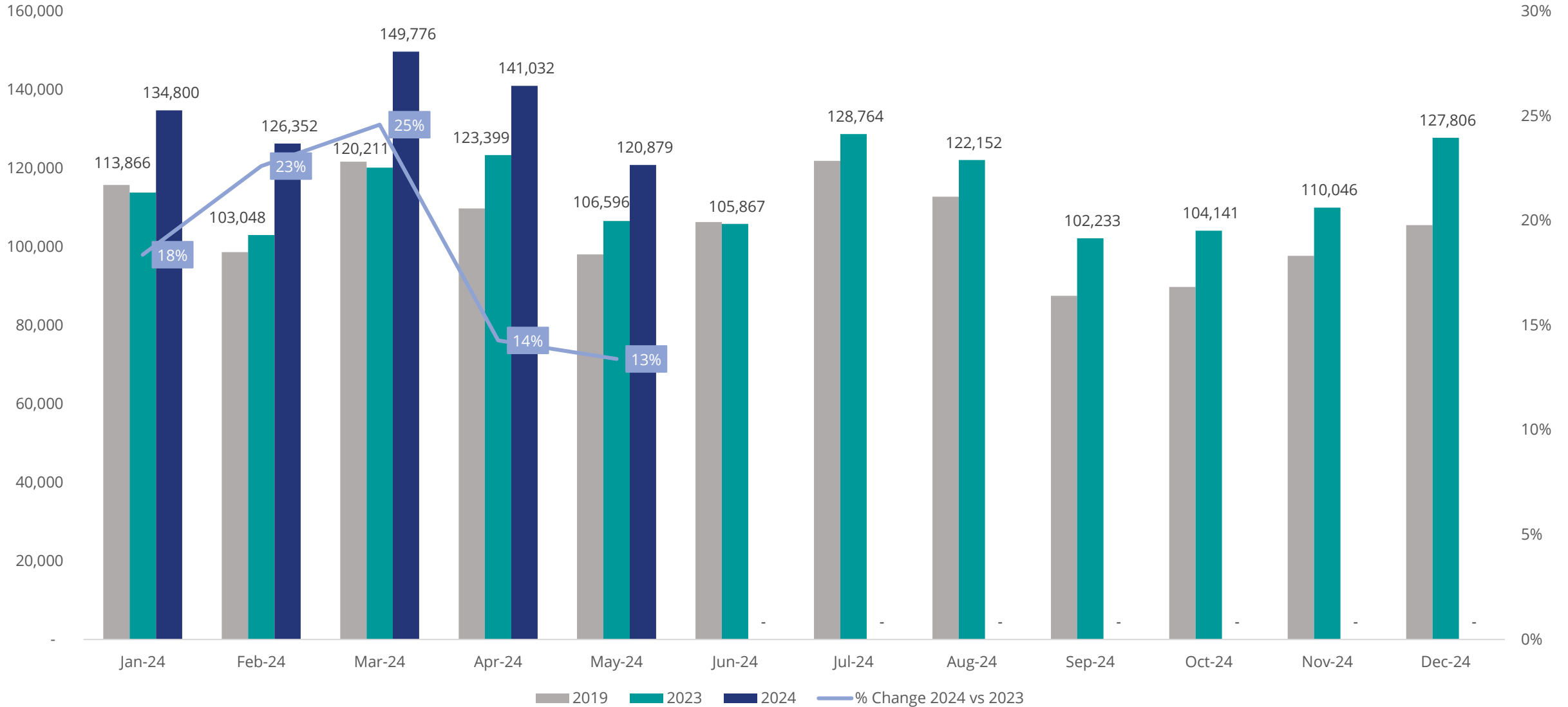
Passenger Traffic Data

Revenue Generating Passengers (RGP)

AUA
AEROPUERTO INTERNACIONAL REINA BEATRIX

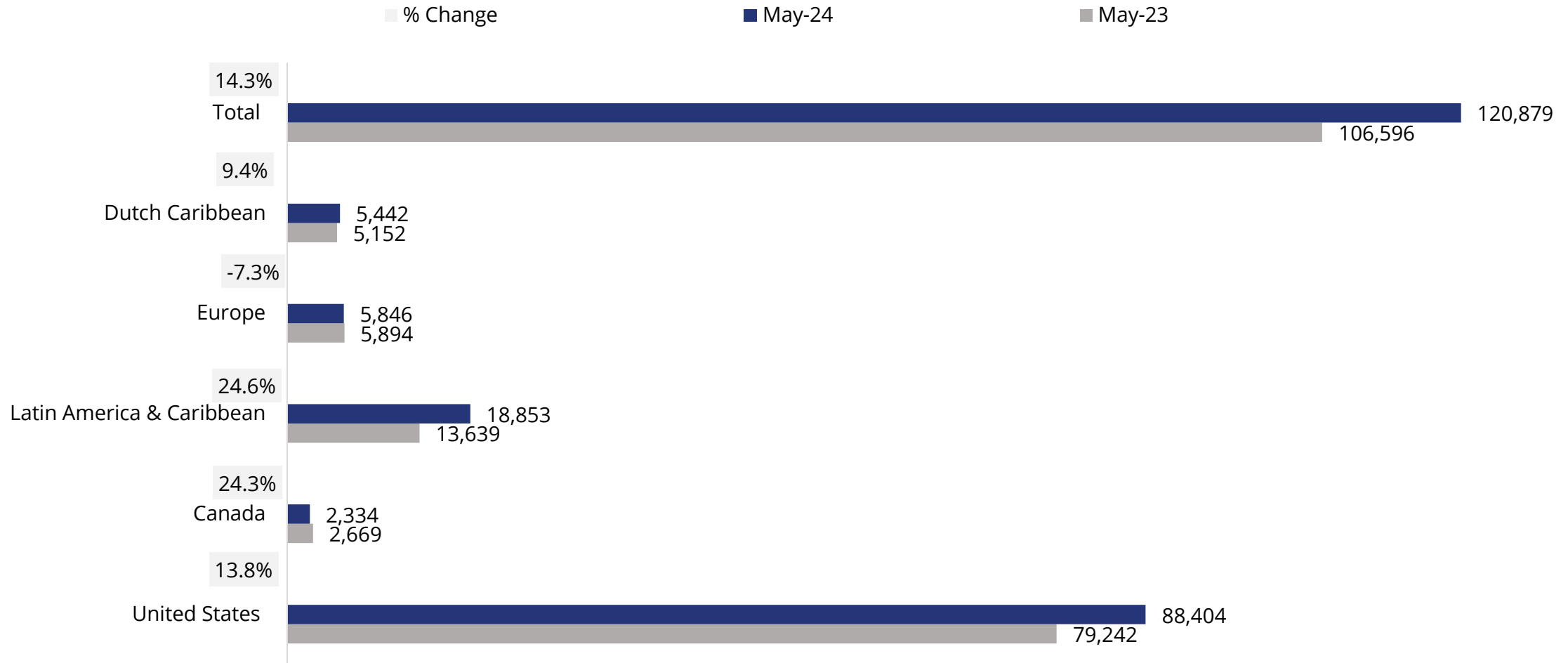
REVENUE GENERATING PASSENGERS (RGPs) BY MONTH

2024 vs. 2023



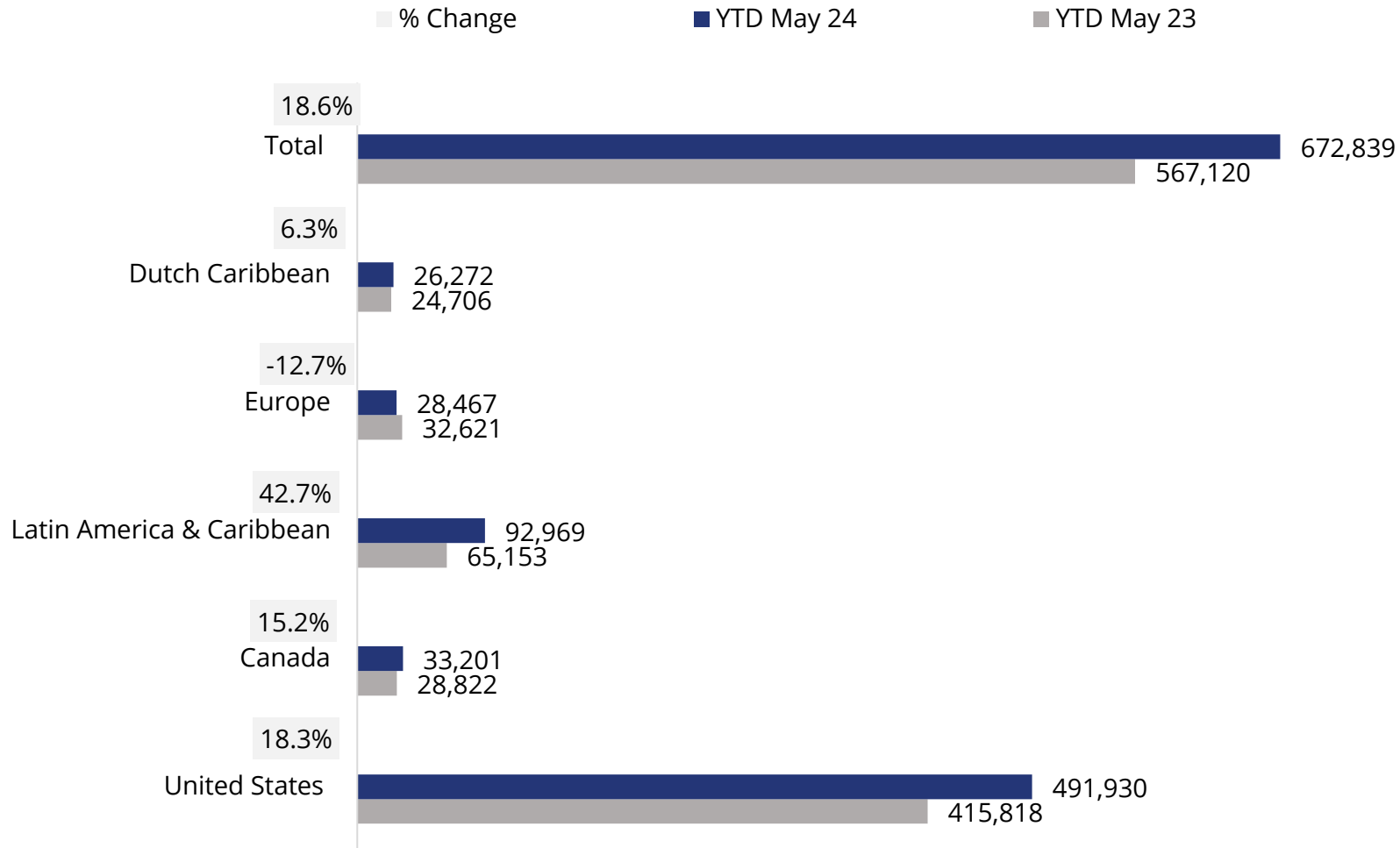
REVENUE GENERATING PASSENGERS (RGPs) BY REGION

MAY 2024 vs 2023



REVENUE GENERATING PASSENGERS (RGPs) BY REGION

YTD May 24 vs. 23



Source: Aruba Airport Authority May 2024 vs. 2023



An aerial photograph of an airport terminal building with a blue semi-transparent overlay. The terminal has a long, low profile with a series of windows. In the foreground, there is a paved area with palm trees and a sign that reads 'AUA AEROPUERTO INTERNACIONAL REINA BEATRIZ'. The text 'Traffic Data' is in white and 'Aircraft Movement' is in teal.

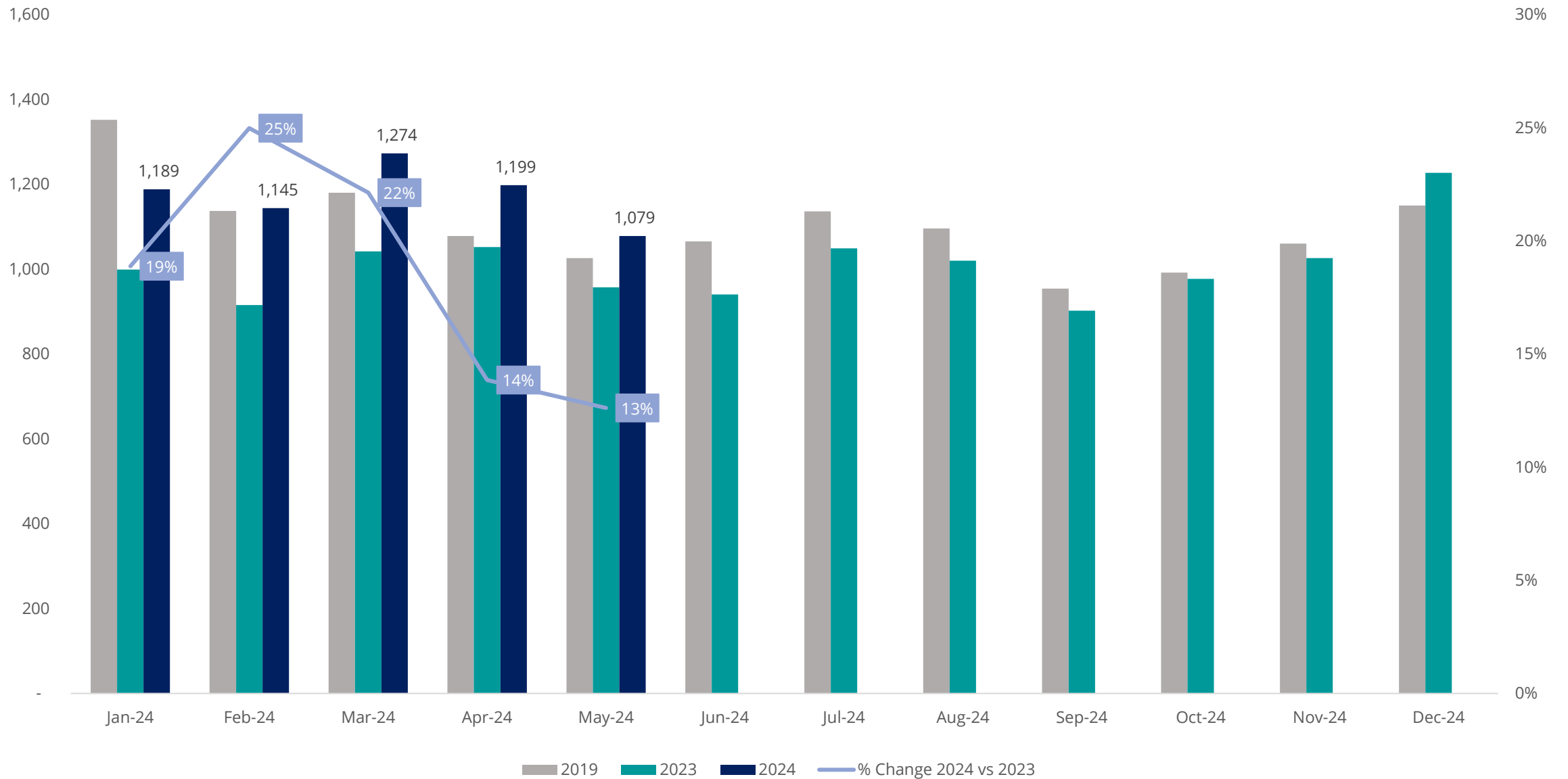
Traffic Data

Aircraft Movement

AUA
AEROPUERTO INTERNACIONAL REINA BEATRIZ

AIRCRAFT MOVEMENT (MVT) BY MONTH

2024 vs. 2023








Airline Market Analysis

Market Share by Airline

AUA
AEROPUERTO INTERNACIONAL REINA BEATRIX

Market Share by Airline and Gateway

MAY 2024






Airline by Passenger Revenue		Market Share MoM
	American Airlines (AA)	21.6% 4.2 pts.
	JetBlue (B6)	20.1% (4.2) pts.
	United Airlines (UA)	14.0% 1.1 pts
	Delta Air Lines (DL)	10.3% (2.8) pts.
	Copa Airlines (CM)	5.2% 0.9 pts.



Gateway by Seat Capacity	Market Share
New York (JFK, EWR, LGA)	22%
Miami (MIA)	9%
Amsterdam (AMS)	8%
Boston (BOS)	8%
Charlotte (CLT)	7%

Market Share by Airline and Gateway

YTD MAY 2024

Airline by Passenger Revenue	Market Share YTD May
 JetBlue (B6)	21.6%
 American Airlines (AA)	18.9%
 Delta Air Lines (DL)	13.3%
 United Airlines (UA)	11.8%
 Copa (CM)	4.4%



Gateway by Seat Capacity	Market Share YTD May
New York (JFK, EWR, LGA)	22%
Boston (BOS)	10%
Miami (MIA)	8%
Amsterdam (AMS)	7%
Atlanta (ATL)	6%

Source: Aruba Airport Authority May 2024 vs. 2023

Air Service Development

Winter and Summer 2024


AUA
AEROPUERTO INTERNACIONAL REINA BEATRIZ

NORTH AMERICA SCHEDULE

SUMMER 2024
APRIL - OCTOBER

AIRLINES	GATEWAYS	LEVEL OF SERVICE	CONNECTIONS
SPIRIT	FLL	4 Weekly Service	HUB (ENTIRE NETWORK)
JETBLUE	EWR BOS JFK	May 1X weekly flights Jun-Oct - Daily May - Oct -16 Weekly flights Jun- Jul - 23 weekly flights Sep-Oct 18 Weekly flights	O/D & HUB
DELTA AIR LINES	ATL JFK (A321neo) BOS (seasonal)	Daily Daily No Service	HUB
UNITED	EWR IAD IAH ORD	Double Daily (2019 levels) June - Aug - Daily Sep- Oct 1 - 2 weekly flights 1 - 2 weekly 1 - 2 weekly	HUB
SOUTHWEST	BWI	Increase from 2 to 5 weekly flights between June and July	O/D
AMERICAN AIRLINES	MIA, CLT, PHL (seasonal) ORD (seasonal) LGA (seasonal) DFW (seasonal)	Double Daily June- Aug - Daily Sep-Oct 1 Weekly flights June - Aug SAT SAT	O/D & HUB
AIR CANADA	YYZ	No Service in Summer 2024 Resumes services in Nov	O/D
WESTJET	YYZ	3 weekly flights in Jun, Jul, Aug	O/D



EUROPE SCHEDULE

SUMMER 2024
APRIL - OCTOBER

Airline	Gateway	Level of Service	Connection
KLM	AMS	Daily June - 6 Weekly flights	O/D & HUB
TUI	AMS	3 weekly flights	O/D
British Airways	ANU LGW	1 Weekly flights - SUN	O/D & HUB

LATIN AMERICA SCHEDULE

SUMMER 2024

APRIL - OCTOBER

Airline	Gateways	Level of Service	Connections
Avianca	BOG MDE (New starting June 2nd)	11 Weekly Flights 4 Weekly Flights	O/D & HUB O/D & HUB
Wingo	BOG MDE CLO	2 weekly flights in May 4 weekly Jun, Jul, Aug 3 weekly flights in Apr and May 4 -5 weekly Jun, Jul, Aug 2 weekly flights, Feb no Service	O/D
LATAM	LIM	Increase to 4 weekly flights in July	O/D
Surinam Airways	PBM	3 Weekly Flights	O/D
Copa Airlines	PTY	10 Weekly flights	O/D & HUB



WEEKLY FLIGHT SCHEDULE

Period: MAY- OCTOBER 2024

LINK: <https://www.airportaruba.com/flight-schedules>

Last Update: JUNE 13, 2024

***Flight Schedules are subject to change**

AUA
AEROPUERTO INTERNACIONAL REINA BEATRIX

WEEKLY FLIGHT SCHEDULE | MAY - OCTOBER 2024



United States

Airline	Destination	MAY	JUN	JUL	AUG	SEP	OCT
American Airlines	Miami	14 Double Daily	14 Double Daily	14 Double Daily	14 Double Daily	14 Double Daily	14 Double Daily
	Charlotte	14 Double Daily	14 Double Daily	14 Double Daily	14 Double Daily	14 Double Daily	14 Double Daily
	Philadelphia	7 Daily	7 Daily	7 Daily	7 Daily	1 Sat	1 Sat
	Chicago Seasonal Service <i>Resume Service in November</i>	x	x	x	x	x	x
	La Guardia - New York Seasonal Service	1 SAT	1 SAT	1 SAT	1 SAT	x	x
	Dallas Seasonal Service	1 SAT	1 SAT	1 SAT	1 SAT	x	x

WEEKLY FLIGHT SCHEDULE | MAY - OCTOBER 2024



United States

Airline	Destination	MAY	JUN	JUL	AUG	SEP	OCT
United Airlines	Newark	14 Double Daily	14 Double Daily	14 Double Daily	14 Double Daily	14 Double Daily	14 Double Daily
	Houston	1 SAT	2 SAT SUN	2 SAT SUN	2 SAT SUN	1 SAT	2 SAT SUN
	Washington	7 Daily	7 Daily	7 Daily	7 Daily	1 SAT	2 SAT SUN
	Chicago Seasonal Service	1 SAT	2 SAT SUN	2 SAT SUN	2 SAT SUN	X	X

Source: Cirium Schedule Data 06.13.2024 (recent changes in red)

WEEKLY FLIGHT SCHEDULE | MAY - OCTOBER 2024



United States

Airline	Destination	MAY	JUN	JUL	AUG	SEP	OCT
JetBlue	Boston	15 2-MON 2-TUE 2-WED 2-THU 3-FRI 2-SAT 2-SUN	16 2-MON 2-TUE 2-WED 2-THU 3-FRI 3-SAT 2-SUN	16 2-MON 2-TUE 2-WED 2-THU 3-FRI 3-SAT 2-SUN	16 2-MON 2-TUE 2-WED 2-THU 3-FRI 3-SAT 2-SUN	16 2-MON 2-TUE 2-WED 2-THU 3-FRI 3-SAT 2-SUN	16 2-MON 2-TUE 2-WED 2-THU 3-FRI 3-SAT 2-SUN
	New York - JFK	18 2-MON 2-TUE 2-WED 2-THU 3-FRI 4-SAT 3-SUN	23 3-MON 3-TUE 3-WED 3-THU 3-FRI 5-SAT 3-SUN	23 3-MON 3-TUE 3-WED 3-THU 3-FRI 5-SAT 3-SUN	23 3-MON 3-TUE 3-WED 3-THU 3-FRI 5-SAT 3-SUN	18 2-MON 2-TUE 2-WED 2-THU 3-FRI 4-SAT 3-SUN	18 2-MON 2-TUE 2-WED 2-THU 3-FRI 4-SAT 3-SUN
	Newark	1 SAT	7 (+3) Daily	7 Daily	7 Daily	7 Daily	7 Daily
Delta Air Lines	Atlanta	7 Daily	7 Daily	7 Daily	7 Daily	7 Daily	7 Daily
	New York - JFK	7 Daily	7 Daily	7 Daily	7 Daily	7 Daily	7 Daily
	Boston Seasonal Service	x	x	x	x	x	x

WEEKLY FLIGHT SCHEDULE | MAY - OCTOBER 2024

United States

Airline	Destination	MAY	JUN	JUL	AUG	SEP	OCT
Southwest	Baltimore	2 SAT SUN	5 MON THU FRI SAT SUN	5 MON THU FRI SAT SUN	2 SAT SUN	2 SAT SUN	2 SAT SUN
	Orlando	7 Daily	7 Daily	7 Daily	7 Daily	7 Daily	7 Daily
Spirit	Fort Lauderdale	4 TUE THU SAT SUN	4 TUE THU SAT SUN	4 TUE THU SAT SUN	4 TUE THU SAT SUN	4 TUE THU SAT SUN	4 TUE THU SAT SUN
Sun Country	Minneapolis <i>Seasonal Service</i>	x	x	x	x	x	x
Surinam Airways	Miami (via CUR)	3 MON WED FRI	3 MON WED FRI	3 MON WED FRI	3 MON WED FRI	3 MON WED FRI	3 MON WED FRI

WEEKLY FLIGHT SCHEDULE | MAY - OCTOBER 2024

Canada

Airline	Destination	MAY	JUN	JUL	AUG	SEP	OCT
Air Canada	Toronto <small>No service during summer season</small>	x	x	x	x	x	x
Westjet	Toronto	2 THU SAT	3 TUE THU SAT	3 TUE THU SAT	3 TUE THU SAT	2 TUE SAT	4 TUE THU FRI SAT
Sunwing	Toronto	1 MON	1 MON	1 MON	1 MON	1 MON	1 MON

WEEKLY FLIGHT SCHEDULE | MAY - OCTOBER 2024

Europe

Airline	Destination	MAY	JUN	JUL	AUG	SEP	OCT
KLM	Amsterdam (via BON)	7 Daily	6 (-1) MON TUE WED THU SAT SUN	7 Daily	7 Daily	7 Daily	7 Daily
TUI NL	Amsterdam (via CUR)	3 MON THU SUN	3 MON THU SUN	3 MON THU SUN	3 MON THU SUN	3 MON THU SUN	3 MON THU SUN
British Airways	London Gatwick (via ANU)	1 SUN	1 SUN	1 SUN	1 SUN	1 SUN	1 SUN

WEEKLY FLIGHT SCHEDULE | MAY - OCTOBER 2024

Latin America

Airline	Destination	MAY	JUN	JUL	AUG	SEP	OCT
Avianca	Bogota	11 MON 2-TUE WED 2-THU FRI 2- SAT 2-SUN	11 MON 2-TUE WED 2-THU FRI 2- SAT 2-SUN	11 MON 2-TUE WED 2-THU FRI 2- SAT 2-SUN	11 MON 2-TUE WED 2-THU FRI 2- SAT 2-SUN	11 MON 2-TUE WED 2-THU FRI 2- SAT 2-SUN	11 MON 2-TUE WED 2-THU FRI 2- SAT 2-SUN
Avianca	Medellin <i>New Route starting June 2nd</i>		4 MON WED FRI SUN	4 MON WED FRI SUN	4 MON WED FRI SUN	x	x
Copa	Panama	10 2-MON TUE WED 2-THU 2- FRI SAT SUN	10 2-MON TUE WED 2-THU 2- FRI SAT SUN	11 2-MON TUE WED 2-THU 2- FRI SAT 2-SUN	10 2-MON TUE WED 2-THU 2- FRI SAT SUN	10 2-MON TUE WED 2-THU 2- FRI SAT SUN	10 2-MON TUE WED 2-THU 2- FRI SAT SUN
Surinam Airways	Paramaribo (via CUR)	3 MON WED FRI	3 MON WED FRI	3 MON WED FRI	3 MON WED FRI	3 MON WED FRI	3 MON WED FRI
Wingo	Bogota <i>Increase weekly frequencies in June</i>	2 THU SUN	4 MON THU SAT SUN	4 MON THU SAT SUN	4 MON THU SAT SUN	2 THU SUN	2 THU SUN
Wingo	Medellin	3 MON WED SAT	4 MON WED THU SAT	5 MON TUE WED THU SAT	5 MON TUE WED THU SAT	4 MON TUE WED SAT	4 MON TUE WED SAT
Wingo	Cali Seasonal Service	2 WED SAT	2 WED SAT	2 WED SAT	2 WED SAT	2 WED SAT	2 WED SAT
LATAM	Lima <i>Increase weekly frequencies in July</i>	3 THU SAT SUN	3 THU SAT SUN	4 (+1) MON THU SAT SUN	4 MON THU SAT SUN	4 MON THU SAT SUN	4 MON THU SAT SUN

WEEKLY FLIGHT SCHEDULE | MAY - OCTOBER 2024

Caribbean

Airline	Destination	MAY	JUN	JUL	AUG	SEP	OCT
Sky High	St. Domingo (SDQ) <i>(via CUR on SUN)</i>	3 WED FRI SUN	3 WED FRI SUN	3 WED FRI SUN	3 WED FRI SUN	3 WED FRI SUN	3 WED FRI SUN
Air Century	Punta Cana (PUJ) <i>Services between July - Aug 09 and between Oct 7-16</i>	x	x	3 MON WED FRI	3 MON WED FRI	x	2 MON WED
Air Century	St. Domingo (JBQ) <i>Increase weekly service in October</i>	2 MON FRI	2 MON FRI	3 MON WED FRI	2 MON FRI	2 MON FRI	3 MON WED FRI
Arajet	St. Domingo (SDQ) <i>(via CUR)</i>	2 WED SAT	2 WED SAT	2 WED SAT	2 WED SAT	2 WED SAT	2 WED SAT

WEEKLY FLIGHT SCHEDULE | MAY - OCTOBER 2024



Dutch Caribbean

Airline	Destination	MAY	JUN	JUL	AUG	SEP	OCT
Divi Divi Air	Curacao	49 8-MON 6-TUE 6-WED 8-THU 8-FRI 7-SAT 6-SUN	49 8-MON 6-TUE 6-WED 8-THU 8-FRI 7-SAT 6-SUN	49 8-MON 6-TUE 6-WED 8-THU 8-FRI 7-SAT 6-SUN	49 8-MON 6-TUE 6-WED 8-THU 8-FRI 7-SAT 6-SUN	49 8-MON 6-TUE 6-WED 8-THU 8-FRI 7-SAT 6-SUN	49 8-MON 6-TUE 6-WED 8-THU 8-FRI 7-SAT 6-SUN
EZ Air	Curacao	17 3-MON 3-TUE 4-WED 3-THU 3-FRI SUN	17 3-MON 3-TUE 4-WED 3-THU 3-FRI SUN	17 3-MON 3-TUE 4-WED 3-THU 3-FRI SUN	17 3-MON 3-TUE 4-WED 3-THU 3-FRI SUN	17 3-MON 3-TUE 4-WED 3-THU 3-FRI SUN	17 3-MON 3-TUE 4-WED 3-THU 3-FRI SUN
Jetair	Curacao	7 2-MON TUE 2-WED FRI SUN	7 2-MON TUE 2-WED FRI SUN	7 2-MON TUE 2-WED FRI SUN	7 2-MON TUE 2-WED FRI SUN	7 2-MON TUE 2-WED FRI SUN	7 2-MON TUE 2-WED FRI SUN
EZ Air	Bonaire	3 TUE WED THU	3 TUE WED THU	3 TUE WED THU	3 TUE WED THU	3 TUE WED THU	3 TUE WED THU
Winair	Sint Maarten (via CUR)	4 MON WED FRI SAT	4 MON WED FRI SAT	4 MON WED FRI SAT	4 MON WED FRI SAT	4 MON WED FRI SAT	4 MON WED FRI SAT



LET'S STAY CONNECTED

For any questions related to the report and/or additional information requests please contact

Jo-Anne Meaux Arends
Aviation Business Development Executive
j.arends@airportaruba.com

