

ARUBA AIRPORT MONTHLY TRAFFIC STATISTICS

JUNE 2024



JUNE 2024

DASHBOARD



40+
STORES &
RESTAURANTS



2.8M
PASSENGERS
YEAR CAPACITY



8
JET BRIDGES
(PBBs)



5
SECURITY SCREENING
CHECKPOINTS



41K
M2 OF AIRPORT
FACILITIES



25+
AIRLINES



45+
NON-STOP
SERVICES



21
AIRCRAFT
POSITIONS



260
PARKING
SPACES

CAPACITY TO OPERATE
24K
Aircraft movements per year
(inbound and outbound)

AIRLINES@AUA AIRPORT

AUA offers non-stop service to 45+ different destinations

NORTH AMERICA		EUROPE		LATIN AMERICA		CARIBBEAN	
	DESTINATIONS		DESTINATIONS		DESTINATIONS		DESTINATIONS
	3		1		2		2
	6		1		3		1
	4		1		1		1
	3				1		2
	2				1		1
	1						2
	1						1
	1						
	1						
	1						

NORTH AMERICA GATEWAYS

and Main Feeder Airport Cities

- Non-stop service to Aruba
- Seasonal Service to Aruba
- - - Cities of origin which feed travelers to hub or gateway cities

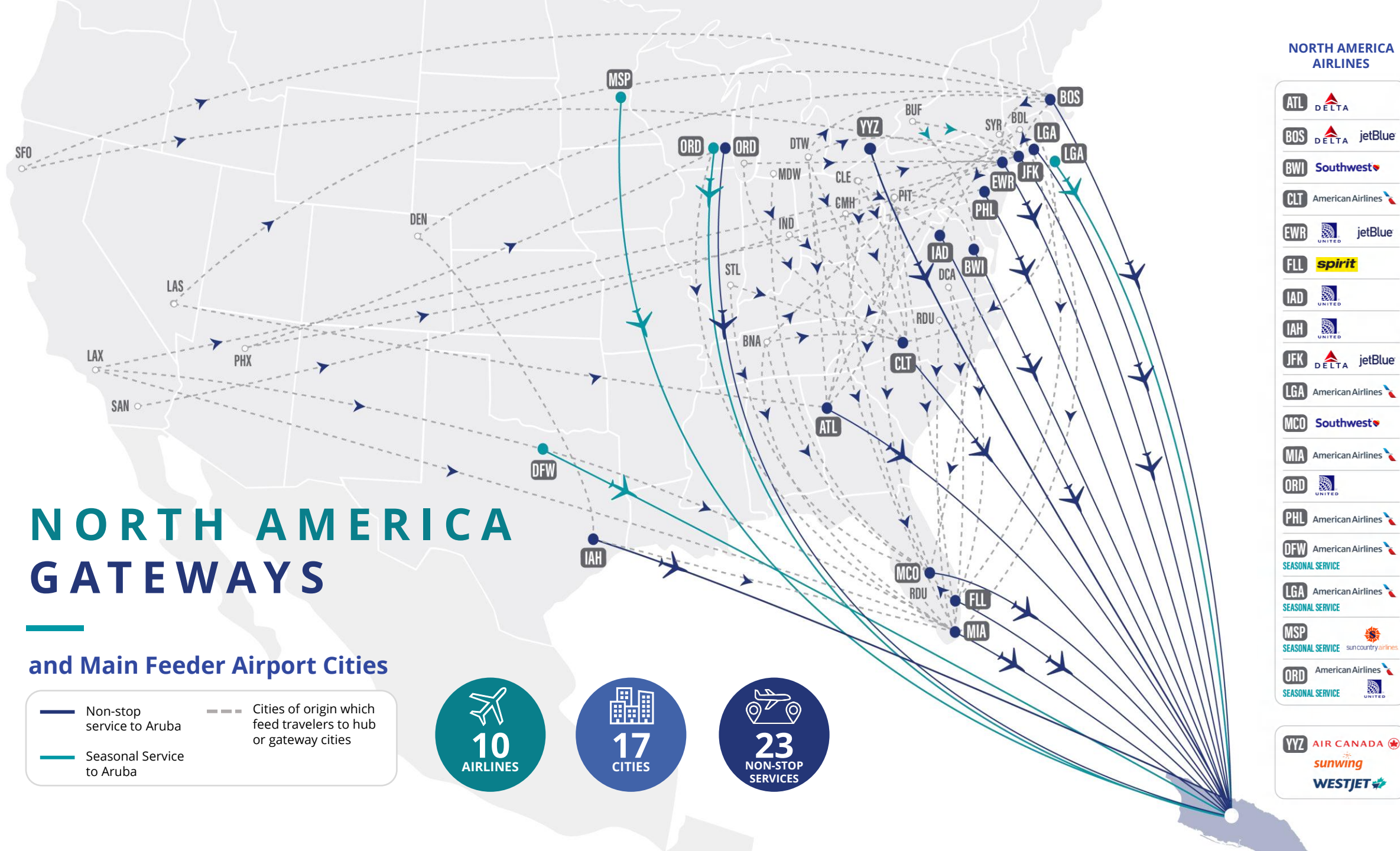

10
AIRLINES


17
CITIES


23
NON-STOP SERVICES

NORTH AMERICA AIRLINES

- ATL DELTA
- BOS DELTA jetBlue
- BWI Southwest
- CLT American Airlines
- EWJ UNITED jetBlue
- FLL spirit
- IAD UNITED
- IAH UNITED
- JFK DELTA jetBlue
- LGA American Airlines
- MCO Southwest
- MIA American Airlines
- ORD UNITED
- PHL American Airlines
- DFW American Airlines SEASONAL SERVICE
- LGA American Airlines SEASONAL SERVICE
- MSP SEASONAL SERVICE suncountryairlines
- ORD American Airlines SEASONAL SERVICE UNITED
- YYZ AIR CANADA
- sunwing
- WESTJET



LATIN AMERICA, CARIBBEAN, DUTCH CARIBBEAN & EUROPE GATEWAYS

and Main Feeder Airport Cities

- Non-stop service to Aruba
- Seasonal Service to Aruba
- - - Cities of origin which feed travelers to hub or gateway cities

LATIN AMERICA AIRLINES

- BOG Avianca wingo
- CLO wingo
- PBM Surinam Airways
- LIM LATAM AIRLINES
- MDE wingo
- PTY Copa Airlines

DUTCH CARIBBEAN AIRLINES

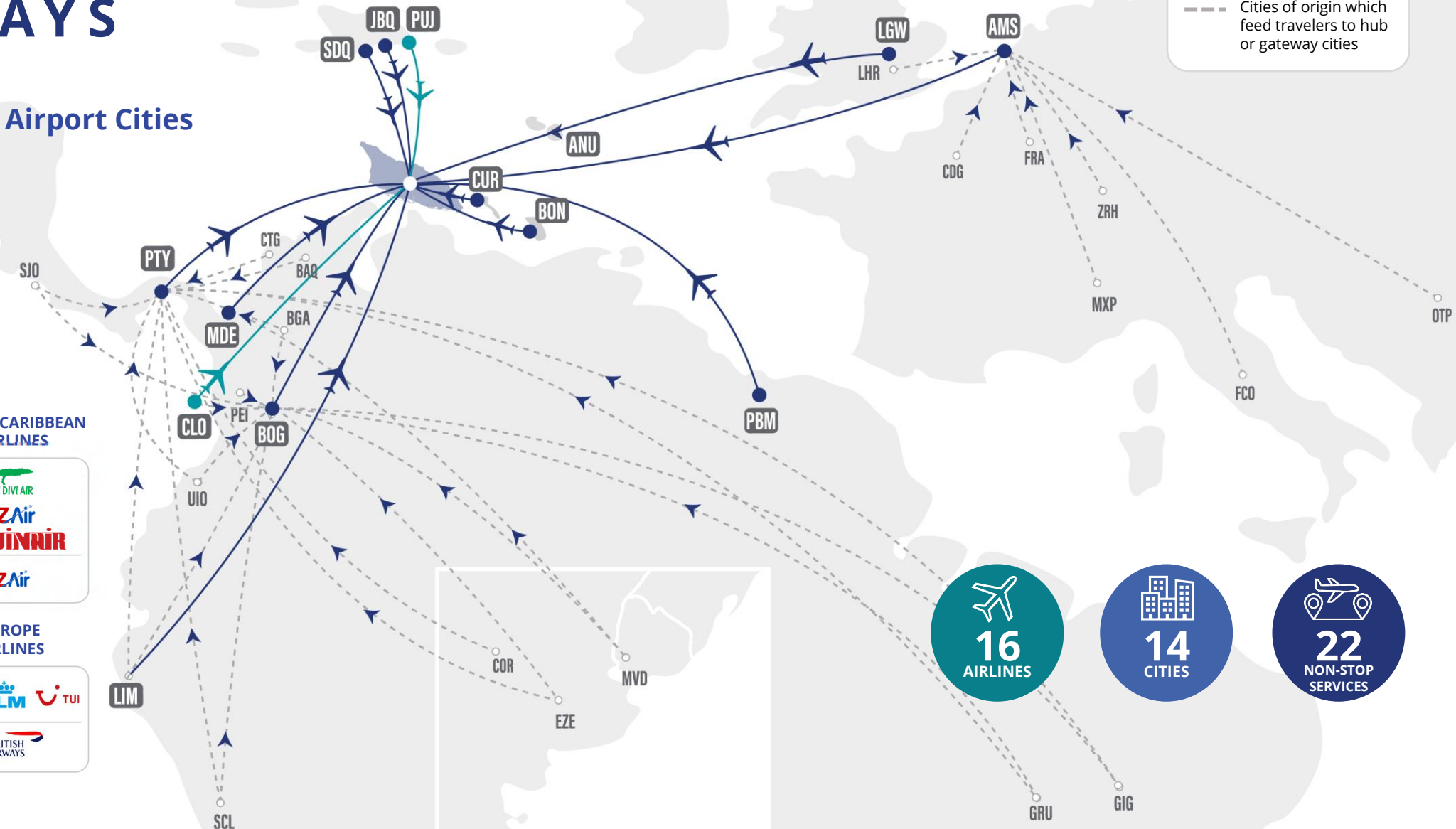
- CUR DIVI DIVI AIR
- EZAir WINAIR
- BON EZAir

CARIBBEAN AIRLINES

- SDQ arajet SKYhigh
- JBQ AIRCENTURY
- PUJ AIRCENTURY
- ANU BRITISH AIRWAYS

EUROPE AIRLINES

- AMS KLM TUI
- LGW BRITISH AIRWAYS



16 AIRLINES

14 CITIES

22 NON-STOP SERVICES

The image shows an airfield at sunset. In the foreground, a large aircraft carrier is being loaded onto a truck. A person is standing on a platform next to the carrier. In the background, there are other vehicles, including a pickup truck and a small utility vehicle. The sky is a warm orange color. A large blue semi-transparent rectangle is overlaid on the image, containing the text. The tail fin of an airplane is visible on the right side of the image.

Monthly Air Traffic Statistics

JUNE 2024 vs. 2023

AIR TRAFFIC DASHBOARD

YTD JUN 2024 vs. 2023



800,787

Revenue Generating Passengers
Global

19.0% ↑



585,891

Revenue Generating Passengers
USA

18.4% ↑



1,017,854

Total Outbound Seat Capacity
Global

23.3% ↑



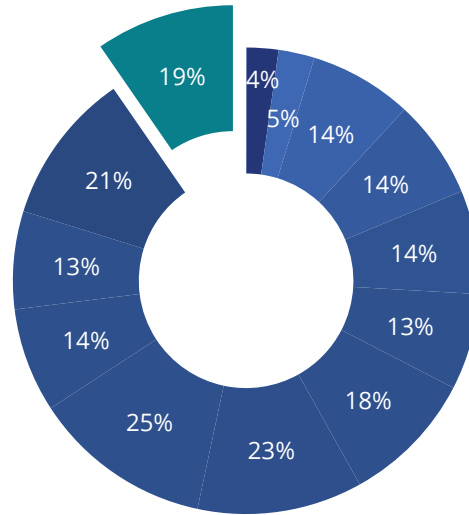
674,342

Seat Capacity
USA

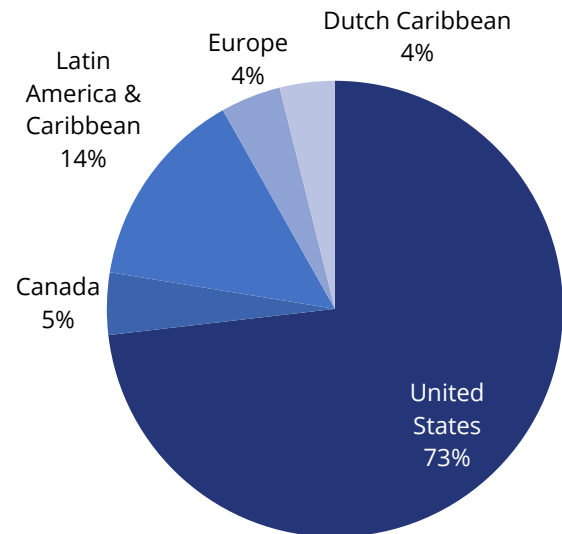
25.8% ↑

- Jun-23
- Jul-23
- Aug-23
- Sep-23
- Oct-23
- Nov-23
- Dec-23
- Jan-24
- Feb-24
- Mar-24
- Apr-24
- May-24
- Jun-24
- YTD 2024

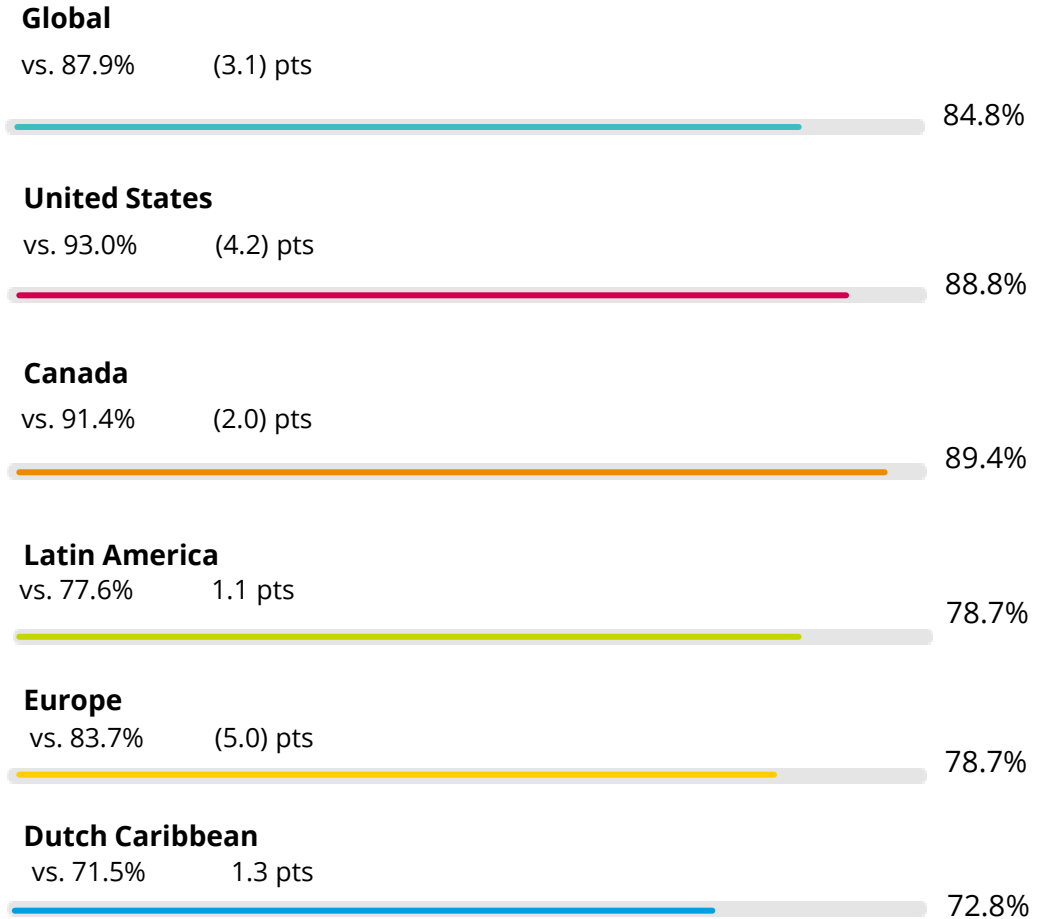
RGP Overview



Traffic Distribution



Passenger Load Factors



AIR PASSENGER MARKET ANALYSIS

YTD JUN 2024



862,915

Total Departing Passengers
Global 19.0% ↑



598,592

Departing Passengers
USA* 20.0% ↑



800,787

Revenue Generating
Passengers
Global 19.0% ↑



170

Total Transfer Passengers
-20.9% ↓



53,796

Total Transit Passengers
18.7% ↑



1,017,854

Total Outbound Seat Capacity
Global 23.3% ↑



87,257

Seat Capacity
Europe -5.9% ↓



152,654

Seat Capacity
Latin America 46.0% ↑



674,342

Seat Capacity
USA* 25.8% ↑

Source: Aruba Airport Authority YTD Jun 2024 vs. 2023

*USA: Data Includes Non-Scheduled Charters, Tech Stops and Military

AIR PASSENGER MARKET ANALYSIS

JUN 2024



136,778

Total Departing Passengers
Global 21.3%



95,991

Departing Passengers
USA*

22.1%



127,948

Revenue Generating
Passengers
Global 20.9%



52

Total Transfer Passengers
100%



7,426

Total Transit Passengers
26.4%



160,852

Total Outbound Seat Capacity
Global 23.2%



13,025

Seat Capacity
Europe -12.6%



29,044

Seat Capacity
Latin America 60.0%



106,435

Seat Capacity
USA* 17.7%



Source: Aruba Airport Authority Jun 2024 vs. 2023

*USA: Data Includes Non-Scheduled Charters, Tech Stops and Military



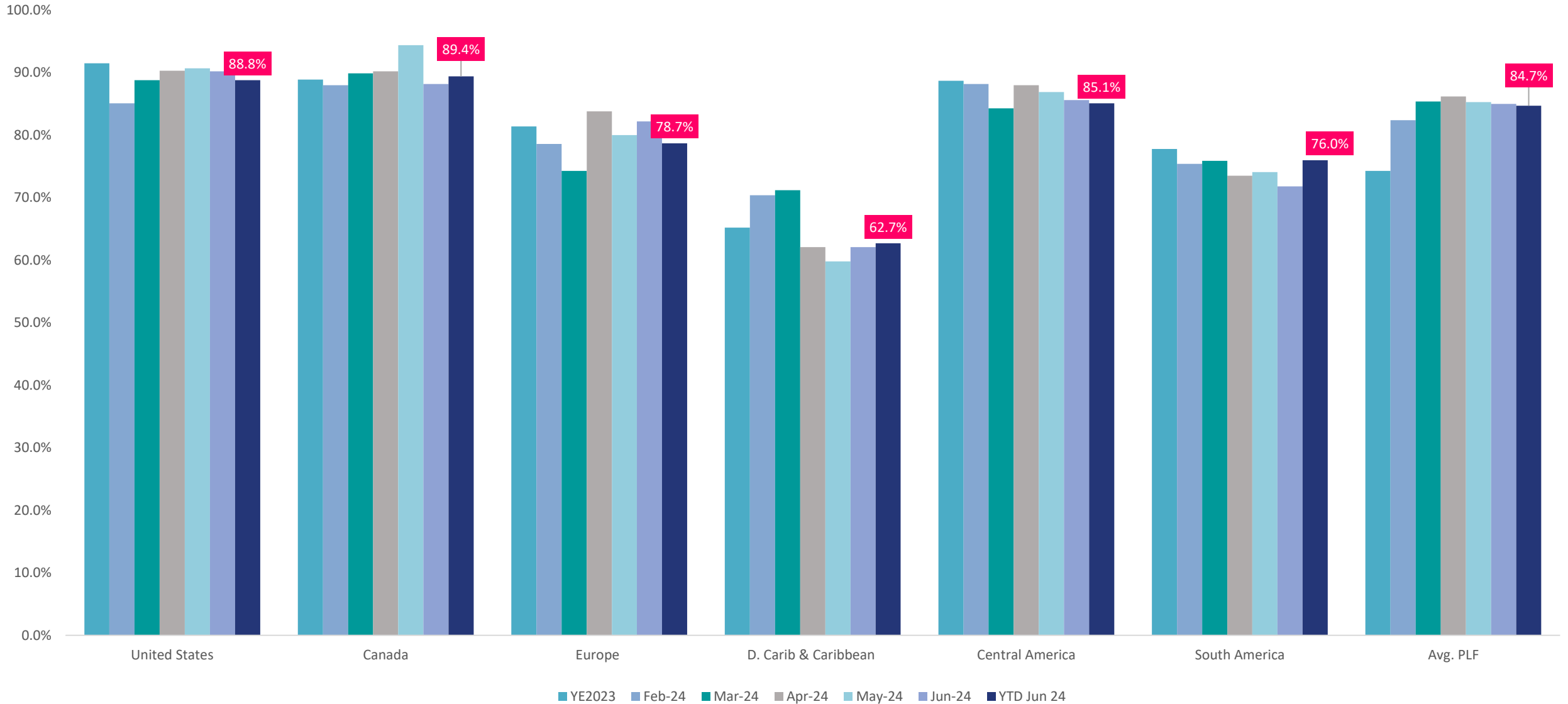
Passenger Market Analysis

Passenger Load Factor (LF)

AUA
AEROPUERTO INTERNACIONAL REINA BEATRIZ

PASSENGER LOAD FACTOR (LF) BY REGION

YE 2023 – YTD Jun 2024





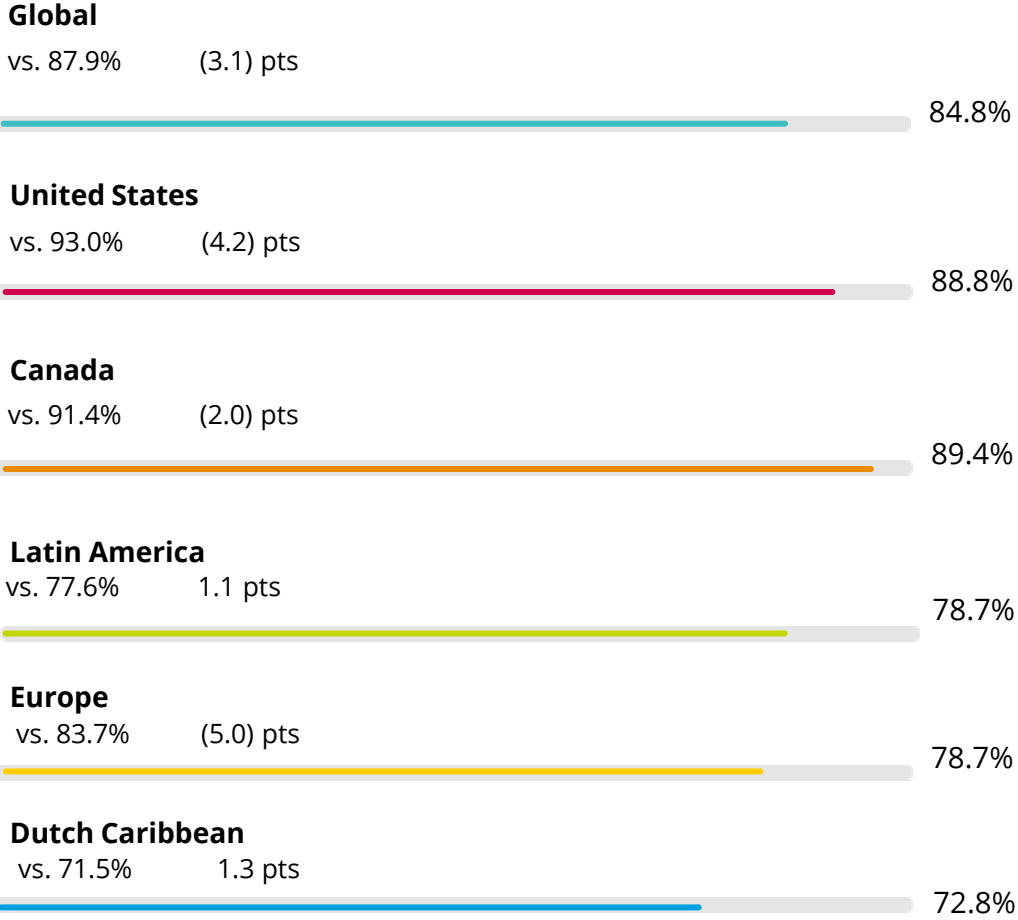
Air Passenger Market Analysis

Passenger Load Factor (PLF)

AUA
AEROPUERTO INTERNACIONAL REINA BEATRIX

PASSENGER LOAD FACTOR (PLF) BY REGION

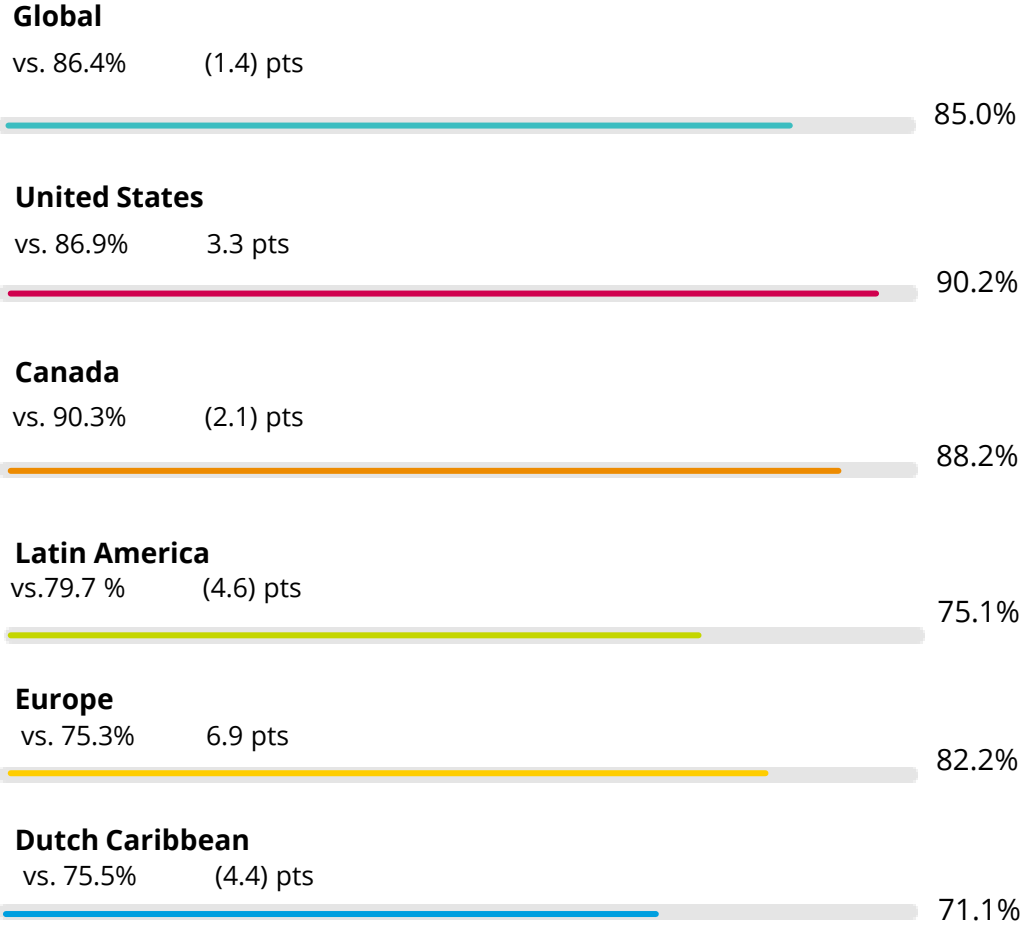
YTD JUN 2024 vs. 2023



Source: Aruba Airport Authority Jun 2024 vs. 2023

PASSENGER LOAD FACTOR (PLF) BY REGION

JUN 2024 vs. 2023



Source: Aruba Airport Authority Jun 2024 vs. 2023

An aerial photograph of the Reina Beatrix International Airport (AUA) terminal, featuring a long, modern building with a blue roof and palm trees in the foreground. The image is overlaid with a semi-transparent blue filter. The main title is centered in white and teal text.

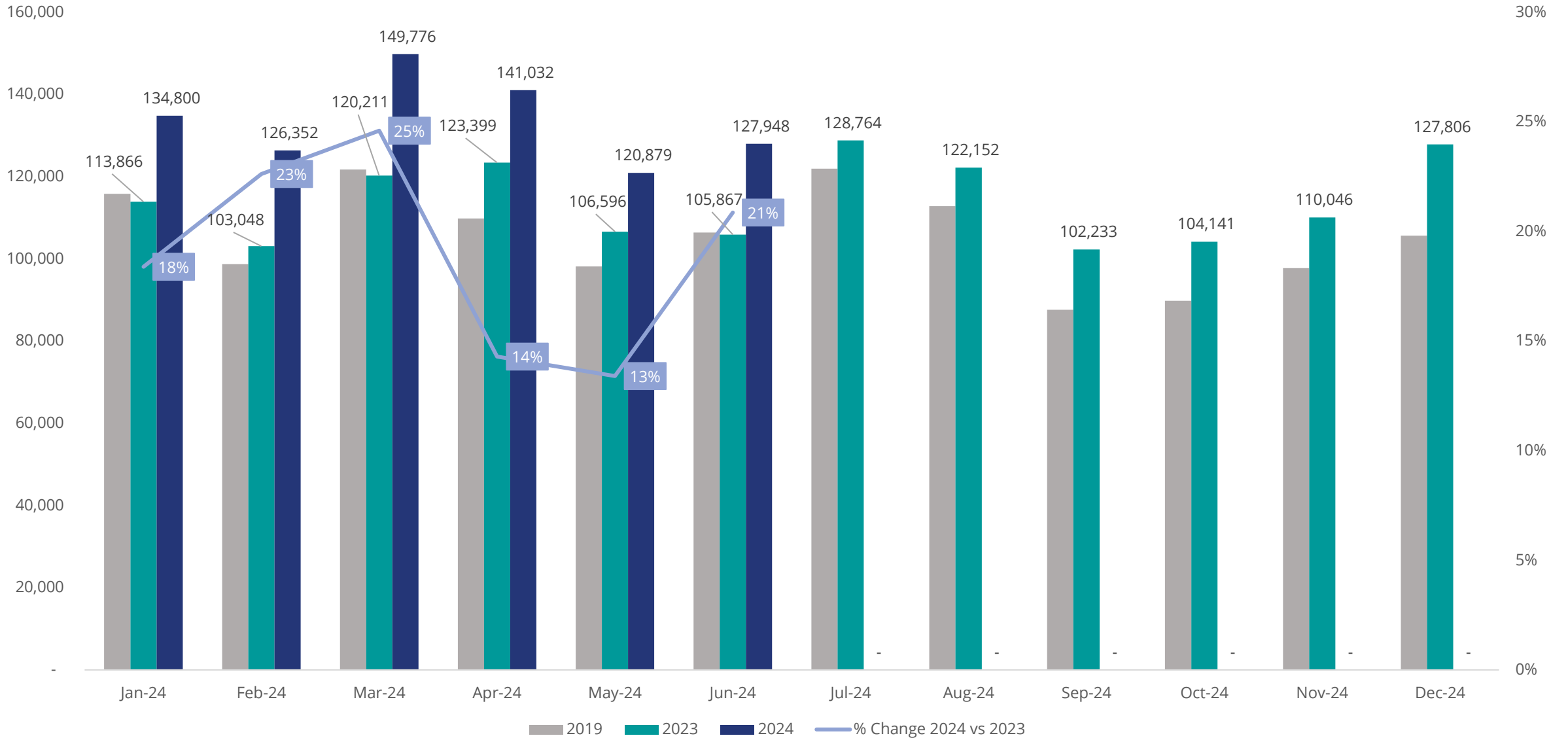
Passenger Traffic Data

Revenue Generating Passengers (RGP)

AUA
AEROPUERTO INTERNACIONAL REINA BEATRIX

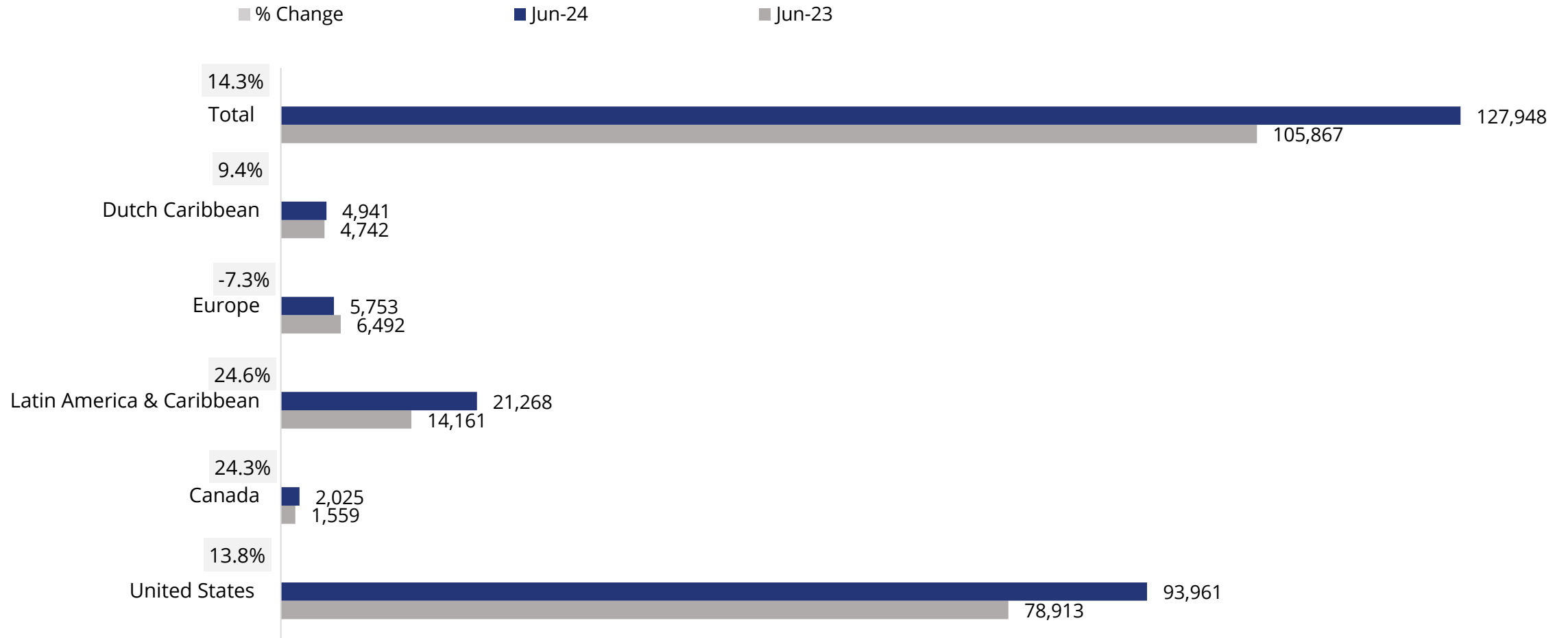
REVENUE GENERATING PASSENGERS (RGPs) BY MONTH

2024 vs. 2023



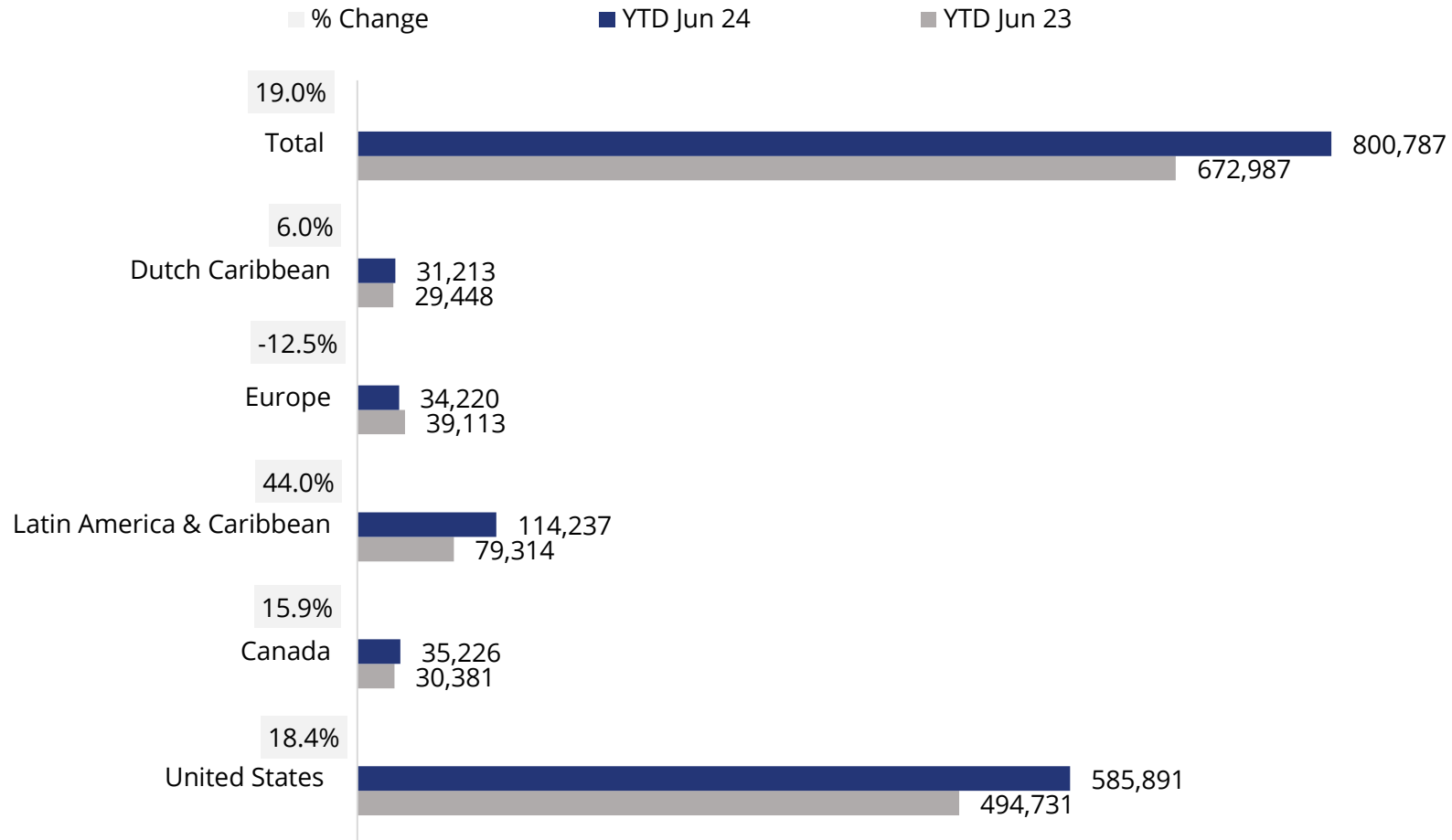
REVENUE GENERATING PASSENGERS (RGPs) BY REGION

JUN 2024 vs 2023



REVENUE GENERATING PASSENGERS (RGPs) BY REGION

YTD Jun 24 vs. 23





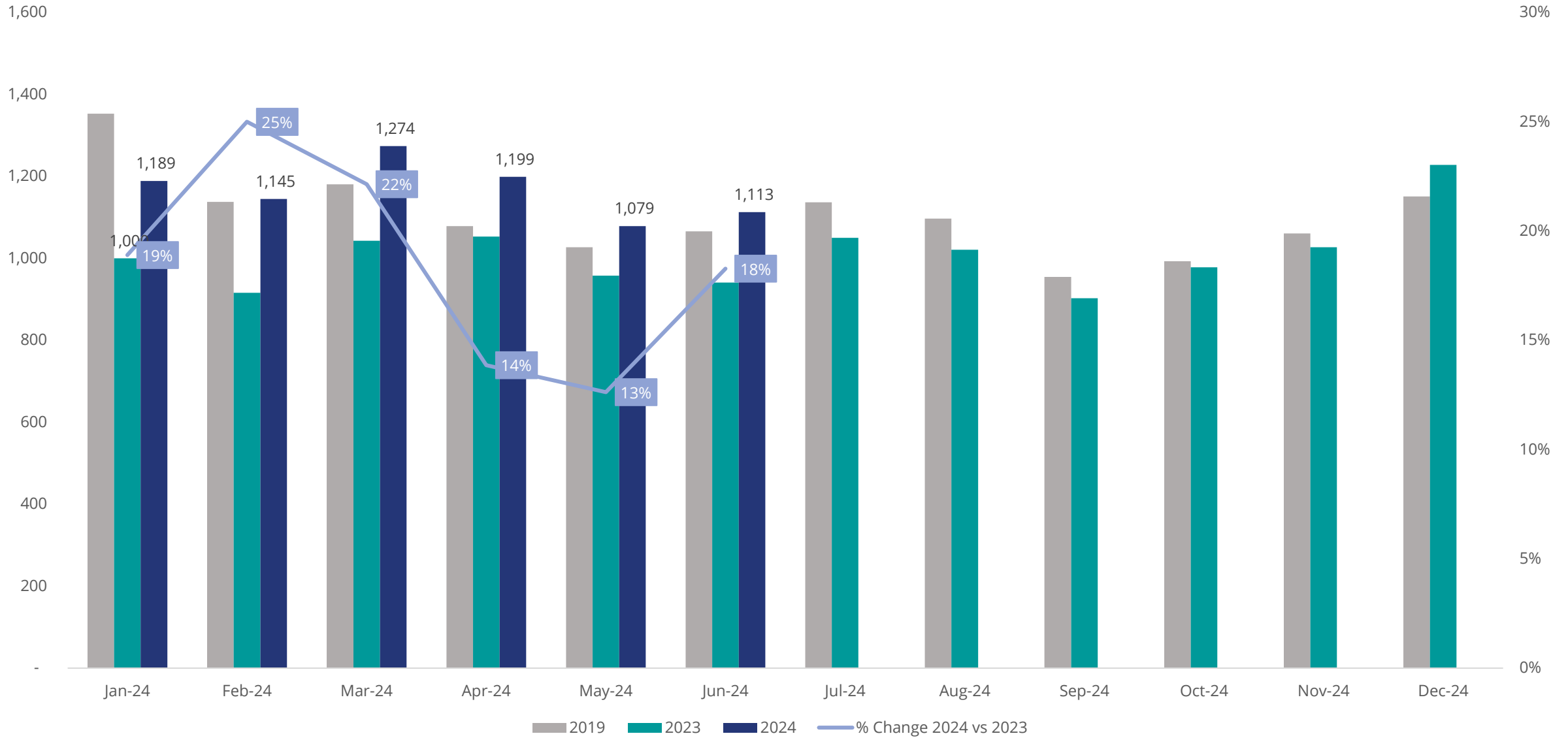
Traffic Data

Aircraft Movement

AUA
AEROPUERTO INTERNACIONAL REINA BEATRIZ

AIRCRAFT MOVEMENT (MVT) BY MONTH

2024 vs. 2023








Airline Market Analysis

Market Share by Airline


AUA
AEROPUERTO INTERNACIONAL REINA BEATRIZ

Market Share by Airline and Gateway

JUN 2024






Airline by Passenger Revenue		Market Share MoM
	JetBlue (B6)	22.2% (0.6) pts.
	American Airlines (AA)	20.7% (0.6) pts.
	United Airlines (UA)	14.2% 0.2 pts
	Delta Air Lines (DL)	8.4% (1.9) pts.
	Avianca (AV)	5.7% 0.8 pts.



Gateway by Seat Capacity	Market Share
New York (JFK, EWR, LGA)	24%
Miami (MIA)	8%
Boston (BOS)	8%
Amsterdam (AMS)	7%
Bogota (BOG)	7%

Market Share by Airline and Gateway

YTD JUN 2024

Airline by Passenger Revenue		Market Share YTD Jun
	JetBlue (B6)	22%
	American Airlines (AA)	19%
	Delta Air Lines (DL)	13%
	United Airlines (UA)	12%
	Avianca (AV)	5%



Gateway by Seat Capacity	Market Share YTD Jun
New York (JFK, EWR, LGA)	22%
Boston (BOS)	10%
Miami (MIA)	8%
Charlotte (CLT)	6%
Bogota (BOG)	6%

Source: Aruba Airport Authority YTD Jun 2024 vs. 2023

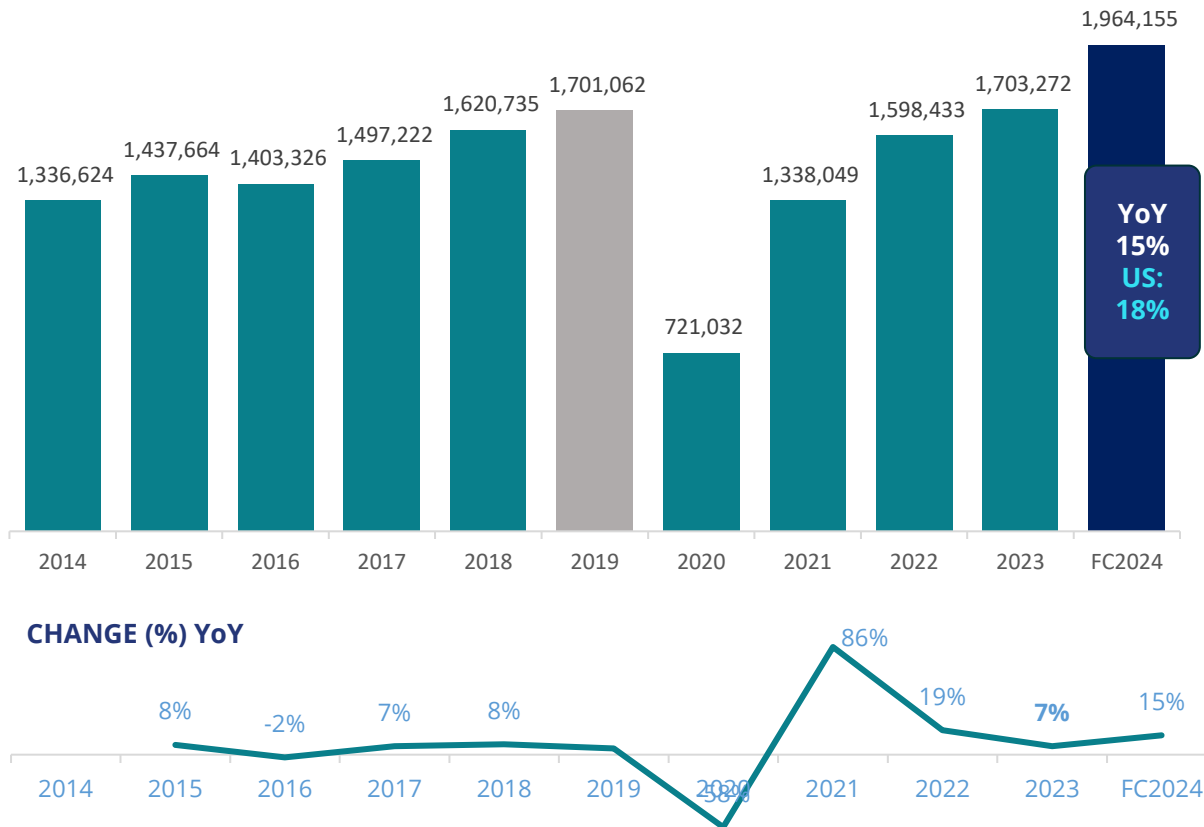
JUNE 2024

AIR SEAT CAPACITY ANALYSIS

Global and by Region



GLOBAL AIR SEAT CAPACITY FORECAST



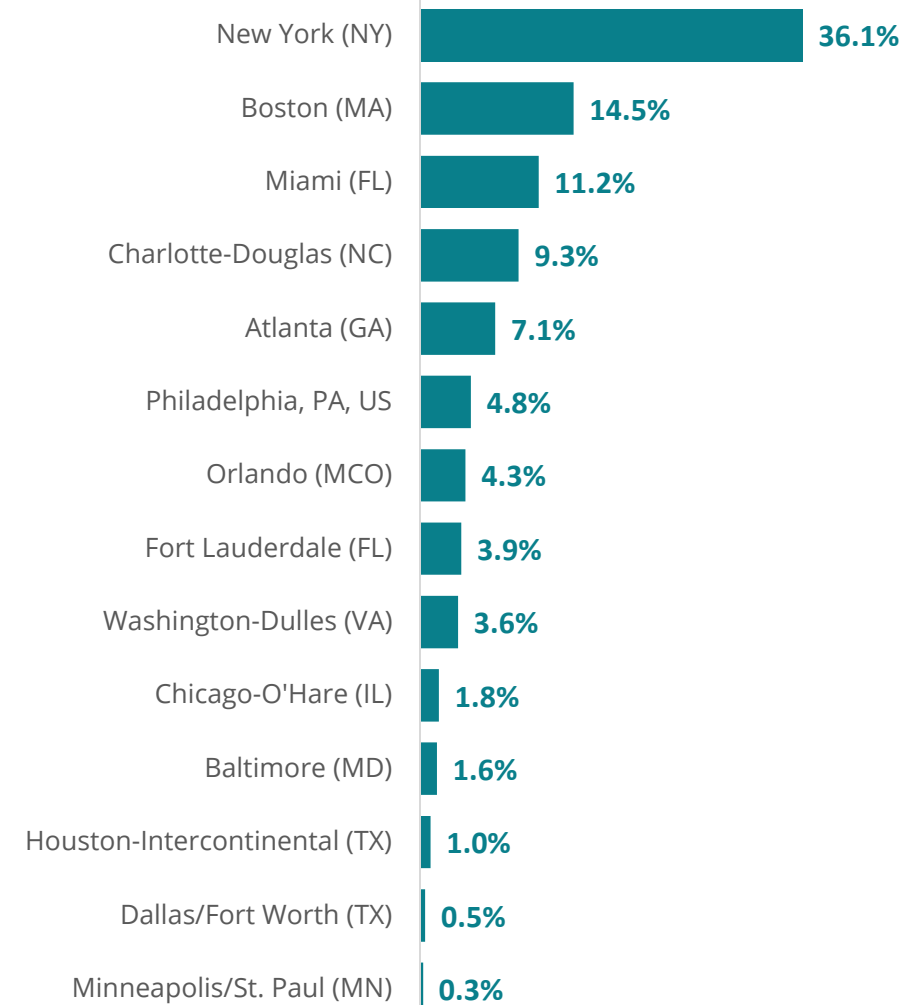
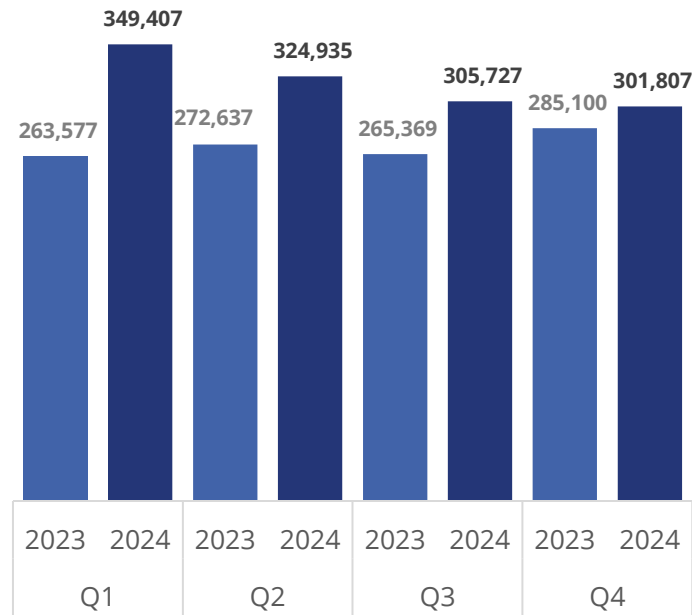
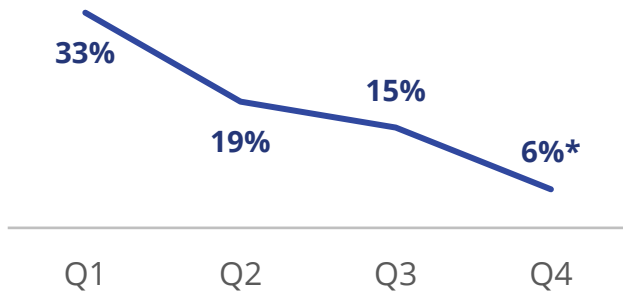
The North American region is forecasted to reach 1.3M seats at the end of 2024, exhibiting a strong year-over-year growth of 18%.

Region	FC2024	FY2023	Abs. Diff	% Diff	MS
United States	1,281,876	1,086,683	195,193	18%	65%
Canada	68,948	59,533	9,415	16%	4%
Latin America	309,593	216,657	92,936	43%	16%
Europe	166,012	185,891	(19,879)	-11%	8%
Neth. Ant. - Ven & Caribbean	137,726	154,508	(16,782)	-11%	7%
Total	1,964,155	1,703,272	260,883	15%	

AVAILABLE SEAT CAPACITY BY QUARTER 2024

Q1 and Q2 significant increase in seats compared to year 2023

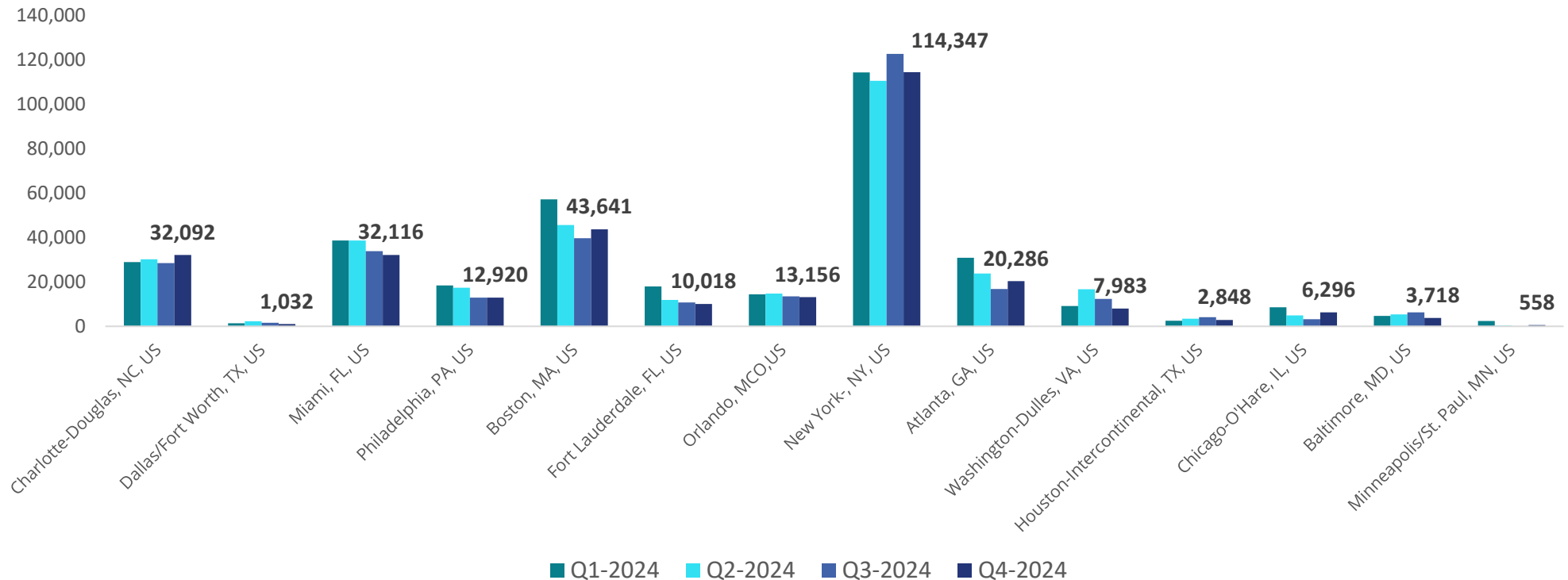
LE 2024



AIR SEAT CAPACITY BY MARKET

FC2024 Quarterly

New York: LARGEST MARKET 100,000+ SEATS (MS 35%)



US AIRLINE SEAT CAPACITY

2024 MoM growth compared to 2023.

Forecast

2024-Q2

REGION	FC2024	2023	ABS. DIFF	% DIFF
April	118,602	98,286	20,316	21%
May	99,898	87,597	12,301	14%
June	106,435	86,754	19,681	23%
TOTAL 2024-Q2	324,935	272,637	52,298	19%

- **Additional** Seat Capacity by JetBlue Daily to Newark, 3 daily and 4th SAT to JFK, Delta 13 weekly flights to ATL, Spirit 4 weekly to FLL, United Airlines daily flights to IAD, Southwest 5 weekly to BWI in June
- In the second quarter, an overall 16% growth is observed, with significant growth in April and June

US AIRLINE SEAT CAPACITY

2024 MoM growth compared to 2023.

Forecast

2024-Q3: *Subject to change*

REGION	FC2024	2023	ABS. DIFF	% DIFF
July	109,292	95,189	14,543	15%
Aug	109,907	91,931	18,179	19%
Sep	86,528	78,249	7,749	10%
TOTAL 2024-Q3	305,727	265,369	40,358	15%

- Seat Capacity by American Airlines (CTL double daily and PHL daily), JetBlue Daily to EWR, 3 daily flights and 5th SAT to JFK, Spirit 4 weekly to FLL, United Airlines daily to IAD
- In the third quarter, an overall 15% of growth is observed, with significant growth in Aug

US AIRLINE SEAT CAPACITY

2024 MoM growth compared to 2023. Projection Q4

2024-Q4

REGION	FC2024	2023	ABS. DIFF	% DIFF
October	89,580	82,033	7,547	9%
November	98,504	92,079	6,425	7%
December	113,723	110,988	2,735	2%
TOTAL 2024-Q4	301,807	285,100	16,707	6%

- **Oct:** Seat Capacity by **JetBlue** daily to EWR, 2 daily flights and 4th on FRI to BOS, by **Delta** daily to JFK, by **United Airlines** daily to IAD
- **Nov:** Seat Capacity by **American Airlines** daily to PHL, by **JetBlue** daily to BOS 2 daily flights 3rd on FRI and SUN and 4th on SAT to BOS, 3 daily to JFK and 4th on SAT
- **Dec:** Seat Capacity by **JetBlue** 3 daily to JFK and 4th on SAT, 2 daily flights and 3rd on FRI and SUN and 4th on SAT

Air Service Development

Winter and Summer 2024


AUA
AEROPUERTO INTERNACIONAL REINA BEATRIZ

NORTH AMERICA SCHEDULE

SUMMER 2024
APRIL - OCTOBER

AIRLINES	GATEWAYS	LEVEL OF SERVICE	CONNECTIONS
SPIRIT	FLL	4 Weekly Service	HUB (ENTIRE NETWORK)
JETBLUE	EWR BOS JFK	May 1X weekly flights Jun-Oct - Daily May - Oct -16 Weekly flights Jun - Aug - 23 weekly flights Sep-Oct 18 Weekly flights	O/D & HUB
DELTA AIR LINES	ATL JFK (A321neo) BOS (<i>seasonal</i>)	Daily Daily No Service	HUB
UNITED	EWR IAD IAH ORD	Double Daily (2019 levels) June - Aug - Daily Sep- Oct 1 - 2 weekly flights 1 - 2 weekly 2 weekly	HUB
SOUTHWEST	BWI	Increase from 2 to 5 weekly flights between June and July	O/D
AMERICAN AIRLINES	MIA, CLT, PHL (<i>seasonal</i>) ORD (<i>seasonal</i>) LGA (<i>seasonal</i>) DFW (<i>seasonal</i>)	Double Daily June- Aug - Daily Sep-Oct 1 Weekly flights No Service June - Aug SAT SAT	O/D & HUB
AIR CANADA	YYZ	No Service in Summer 2024 Resumes services in Nov	O/D
WESTJET	YYZ	3 weekly flights in Jun, Jul, Aug Oct - 4 weekly flights	O/D



EUROPE SCHEDULE

SUMMER 2024
APRIL - OCTOBER

Airline	Gateway	Level of Service	Connection
KLM	AMS	Daily June - 6 Weekly flights	O/D & HUB
TUI	AMS	3 weekly flights	O/D
British Airways	ANU LGW	1 Weekly flights - SUN	O/D & HUB

LATIN AMERICA SCHEDULE

SUMMER 2024
APRIL - OCTOBER

Airline	Gateways	Level of Service	Connections
Avianca	BOG MDE (seasonal)	11 Weekly Flights Jul- Aug -4 Weekly Flights	O/D & HUB O/D & HUB
Wingo	BOG MDE CLO	2 weekly flights in May 4 weekly Jun, Jul, Aug 3 weekly flights in Apr and May 4 -5 weekly Jun, Jul, Aug 2 weekly flights, Feb no Service	O/D
LATAM	LIM	Increase to 4 weekly flights in July	O/D
Surinam Airways	PBM	3 Weekly Flights	O/D
Copa Airlines	PTY	July - 11 Weekly Flights Aug - Oct - 10 Weekly flights	O/D & HUB



WEEKLY FLIGHT SCHEDULE

Period: JUNE - OCTOBER 2024

LINK: <https://www.airportaruba.com/flight-schedules>

Last Update: JULY 15, 2024

***Flight Schedules are subject to change**

WEEKLY FLIGHT SCHEDULE | JUNE - OCTOBER 2024



United States

Airline	Destination	JUN	JUL	AUG	SEP	OCT
American Airlines	Miami	14 Double Daily	14 Double Daily	14 Double Daily	14 Double Daily	14 Double Daily
	Charlotte	14 Double Daily	14 Double Daily	14 Double Daily	14 Double Daily	14 Double Daily
	Philadelphia	7 Daily	7 Daily	7 Daily	1 Sat	1 Sat
	Chicago Seasonal Service <i>Resume Service in November</i>	x	x	x	x	x
	La Guardia - New York Seasonal Service	1 SAT	1 SAT	1 SAT	x	x
	Dallas Seasonal Service	1 SAT	1 SAT	1 SAT	x	x

WEEKLY FLIGHT SCHEDULE | JUNE - OCTOBER 2024



United States

Airline	Destination	JUN	JUL	AUG	SEP	OCT
United Airlines	Newark	14 Double Daily	14 Double Daily	14 Double Daily	14 Double Daily	14 Double Daily
	Houston	2 SAT SUN	2 SAT SUN	2 SAT SUN	1 SAT	2 SAT SUN
	Washington	7 Daily	7 Daily	7 Daily	1 SAT	2 SAT SUN
	Chicago Seasonal Service	2 SAT SUN	2 SAT SUN	2 SAT SUN	X	X

Source: Cirium Schedule Data 07.15.2024 (recent changes in red)

WEEKLY FLIGHT SCHEDULE | JUNE - OCTOBER 2024



United States

Airline	Destination	JUN	JUL	AUG	SEP	OCT
JetBlue	Boston	16 2-MON 2-TUE 2-WED 2-THU 3-FRI 3-SAT 2-SUN	16 2-MON 2-TUE 2-WED 2-THU 3-FRI 3-SAT 2-SUN	16 2-MON 2-TUE 2-WED 2-THU 3-FRI 3-SAT 2-SUN	16 2-MON 2-TUE 2-WED 2-THU 2-FRI 4-SAT 2-SUN	16 2-MON 2-TUE 2-WED 2-THU 2-FRI 4-SAT 2-SUN
	New York - JFK	23 3-MON 3-TUE 3-WED 3-THU 3-FRI 5-SAT 3-SUN	23 3-MON 3-TUE 3-WED 3-THU 3-FRI 5-SAT 3-SUN	23 3-MON 3-TUE 3-WED 3-THU 3-FRI 5-SAT 3-SUN	18 2-MON 2-TUE 2-WED 2-THU 3-FRI 4-SAT 3-SUN	18 2-MON 2-TUE 2-WED 2-THU 3-FRI 4-SAT 3-SUN
	Newark	7 Daily	7 Daily	7 Daily	7 Daily	7 Daily
Delta Air Lines	Atlanta	7 Daily	7 Daily	7 Daily	7 Daily	7 Daily
	New York - JFK	7 Daily	7 Daily	7 Daily	7 Daily	7 Daily
	Boston Seasonal Service	x	x	x	x	x

WEEKLY FLIGHT SCHEDULE | JUNE - OCTOBER 2024

United States

Airline	Destination	JUN	JUL	AUG	SEP	OCT
Southwest	Baltimore	5 MON THU FRI SAT SUN	5 MON THU FRI SAT SUN	2 SAT SUN	2 SAT SUN	2 SAT SUN
	Orlando	7 Daily	7 Daily	7 Daily	7 Daily	7 Daily
Spirit	Fort Lauderdale	4 TUE THU SAT SUN	4 TUE THU SAT SUN	4 TUE THU SAT SUN	4 TUE THU SAT SUN	4 TUE THU SAT SUN
Sun Country	Minneapolis <i>Seasonal Service</i>	x	x	x	x	x
Surinam Airways	Miami (via CUR)	3 MON WED FRI	3 MON WED FRI	3 MON WED FRI	3 MON WED FRI	3 MON WED FRI

WEEKLY FLIGHT SCHEDULE | JUNE - OCTOBER 2024



Canada

Airline	Destination	JUN	JUL	AUG	SEP	OCT
Air Canada	Toronto No service during summer season	x	x	x	x	x
Westjet	Toronto	3 TUE THU SAT	3 TUE THU SAT	3 TUE THU SAT	2 TUE SAT	4 TUE THU FRI SAT
Sunwing	Toronto	1 MON	1 MON	1 MON	1 MON	1 MON

WEEKLY FLIGHT SCHEDULE | JUNE - OCTOBER 2024

Europe

Airline	Destination	JUN	JUL	AUG	SEP	OCT
KLM	Amsterdam (via BON)	6 MON TUE WED THU SAT SUN	7 Daily	7 Daily	7 Daily	7 Daily
TUI NL	Amsterdam (via CUR) <i>Change in Days of the Week in November</i>	3 MON THU SUN	3 MON THU SUN	3 MON THU SUN	3 MON THU SUN	3 MON THU SUN
British Airways	London Gatwick (via ANU)	1 SUN	1 SUN	1 SUN	1 SUN	1 SUN

WEEKLY FLIGHT SCHEDULE | JUNE - OCTOBER 2024

Latin America

Airline	Destination	JUN	JUL	AUG	SEP	OCT
Avianca	Bogota	11 MON 2-TUE WED 2-THU FRI 2- SAT 2-SUN	11 MON 2-TUE WED 2-THU FRI 2- SAT 2-SUN	11 MON 2-TUE WED 2-THU FRI 2- SAT 2-SUN	11 MON 2-TUE WED 2-THU FRI 2- SAT 2-SUN	11 MON 2-TUE WED 2-THU FRI 2- SAT 2-SUN
Avianca	Medellin	4 MON WED FRI SUN	4 MON WED FRI SUN	4 MON WED FRI SUN	x	x
Copa	Panama	10 2-MON TUE WED 2-THU 2- FRI SAT SUN	11 2-MON TUE WED 2-THU 2- FRI SAT 2-SUN	10 2-MON TUE WED 2-THU 2- FRI SAT SUN	10 2-MON TUE WED 2-THU 2- FRI SAT SUN	10 2-MON TUE WED 2-THU 2- FRI SAT SUN
Surinam Airways	Paramaribo (via CUR)	3 MON WED FRI	3 MON WED FRI	3 MON WED FRI	3 MON WED FRI	3 MON WED FRI
Wingo	Bogota	4 MON THU SAT SUN	4 MON THU SAT SUN	4 MON THU SAT SUN	2 THU SUN	2 THU SUN
Wingo	Medellin	4 MON WED THU SAT	5 MON TUE WED THU SAT	5 MON TUE WED THU SAT	4 MON TUE WED SAT	4 MON TUE WED SAT
Wingo	Cali Seasonal Service	2 WED SAT	2 WED SAT	2 WED SAT	2 WED SAT	2 WED SAT
LATAM	Lima <i>Increase weekly frequencies in November</i>	3 THU SAT SUN	4 MON THU SAT SUN	4 MON THU SAT SUN	4 MON THU SAT SUN	4 MON THU SAT SUN

WEEKLY FLIGHT SCHEDULE | JUNE - OCTOBER 2024

Caribbean

Airline	Destination	JUN	JUL	AUG	SEP	OCT
Sky High	St. Domingo (SDQ) <i>(via CUR on SUN)</i>	3 WED FRI SUN	3 WED FRI SUN	3 WED FRI SUN	3 WED FRI SUN	3 WED FRI SUN
Air Century	Punta Cana (PUJ) <i>Services between July - Aug 09 and between Oct 7-16</i>	x	3 MON WED FRI	3 MON WED FRI	x	2 MON WED
Air Century	St. Domingo (JBQ) <i>Increase weekly service in October</i>	2 MON FRI	3 MON WED FRI	2 MON FRI	2 MON FRI	3 MON WED FRI
Arajet	St. Domingo (SDQ) <i>(via CUR)</i>	2 WED SAT	2 WED SAT	2 WED SAT	2 WED SAT	2 WED SAT

WEEKLY FLIGHT SCHEDULE | JUNE - OCTOBER 2024

Dutch Caribbean

Airline	Destination	JUN	JUL	AUG	SEP	OCT
Divi Divi Air	Curacao	49 8-MON 6-TUE 6-WED 8-THU 8-FRI 7-SAT 6-SUN	49 8-MON 6-TUE 6-WED 8-THU 8-FRI 7-SAT 6-SUN	49 8-MON 6-TUE 6-WED 8-THU 8-FRI 7-SAT 6-SUN	49 8-MON 6-TUE 6-WED 8-THU 8-FRI 7-SAT 6-SUN	49 8-MON 6-TUE 6-WED 8-THU 8-FRI 7-SAT 6-SUN
EZ Air	Curacao	17 3-MON 3-TUE 4-WED 3-THU 3-FRI SUN	17 3-MON 3-TUE 4-WED 3-THU 3-FRI SUN	17 3-MON 3-TUE 4-WED 3-THU 3-FRI SUN	17 3-MON 3-TUE 4-WED 3-THU 3-FRI SUN	17 3-MON 3-TUE 4-WED 3-THU 3-FRI SUN
EZ Air	Bonaire	3 TUE WED THU	3 TUE WED THU	3 TUE WED THU	3 TUE WED THU	3 TUE WED THU
Winair	Sint Maarten (via CUR)	4 MON WED FRI SAT	4 MON WED FRI SAT	4 MON WED FRI SAT	4 MON WED FRI SAT	4 MON WED FRI SAT



LET'S STAY CONNECTED

For any questions related to the report and/or additional information requests please contact

Jo-Anne Meaux Arends
Aviation Business Development Executive
j.arends@airportaruba.com

