

# ARUBA AIRPORT MONTHLY TRAFFIC STATISTICS JULY 2024

---



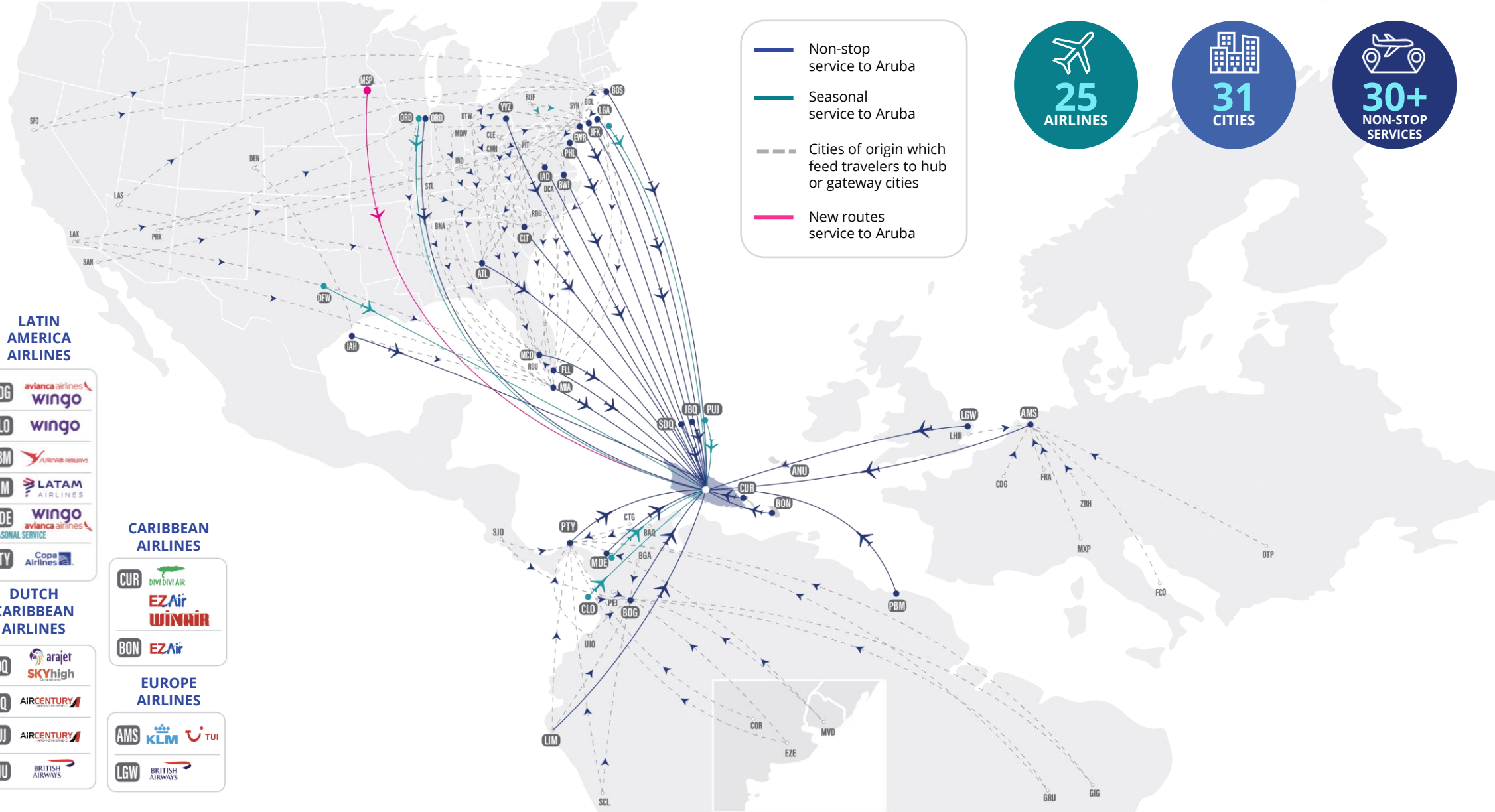
# AIRLINES@AUA AIRPORT

AUA offers non-stop service to 45+ different destinations

NORTH AMERICA		EUROPE		LATIN AMERICA		CARIBBEAN	
	DESTINATIONS		DESTINATIONS		DESTINATIONS		DESTINATIONS
	3		1		2		2
	6		1		3		1
	4		1		1		1
	3				1		2
	2				1		1
	1						2
	1						1
	1						
	1						
	1						

# GATEWAYS & MAIN FEEDERS CITIES

North America, Latin America, Caribbean, Dutch Caribbean & Europe



- Non-stop service to Aruba
- Seasonal service to Aruba
- - - Cities of origin which feed travelers to hub or gateway cities
- New routes service to Aruba

25  
AIRLINES

31  
CITIES

30+  
NON-STOP  
SERVICES

## NORTH AMERICA AIRLINES

- ATL DELTA
- BOS DELTA jetBlue
- BWI Southwest
- CLT American Airlines
- EWB jetBlue
- FLL spirit
- IAD UNITED
- IAH UNITED
- JFK DELTA jetBlue
- LGA American Airlines
- MCO Southwest
- MIA American Airlines
- ORD UNITED
- PHL American Airlines
- DFW American Airlines SEASONAL SERVICE
- LGA American Airlines SEASONAL SERVICE
- MSP DELTA SEASONAL SERVICE sun country airlines
- ORD American Airlines SEASONAL SERVICE
- YYZ AIR CANADA sumwing WESTJET

## LATIN AMERICA AIRLINES

- BOG avianca airlines wingo
- CLO wingo
- PBM Avianca airlines
- LIM LATAM AIRLINES
- MDE wingo avianca airlines SEASONAL SERVICE
- PTY Copa Airlines

## DUTCH CARIBBEAN AIRLINES

- SDQ arajet SKYhigh
- JBQ AIRCENTURY
- PUJ AIRCENTURY
- ANU BRITISH AIRWAYS

## CARIBBEAN AIRLINES

- CUR DIVI DIVI AIR EZAir WINAIR
- BON EZAir

## EUROPE AIRLINES

- AMS KLM TUI
- LGW BRITISH AIRWAYS

A tropical airport terminal building with palm trees and a blue sky. The terminal has a modern design with a curved roof and large glass windows. The foreground is a well-maintained lawn with a palm tree and some low-lying plants. The sky is bright blue with a few clouds.

# Monthly Air Traffic Statistics

## JULY 2024 vs. 2023

# AIR TRAFFIC DASHBOARD

## YTD JUL 2024 vs. 2023



948,860

Revenue Generating Passengers  
Global

18.3% ↑



689,732

Revenue Generating Passengers  
USA

17.7% ↑



1,189,799

Total Outbound Seat Capacity  
Global

22.3% ↑



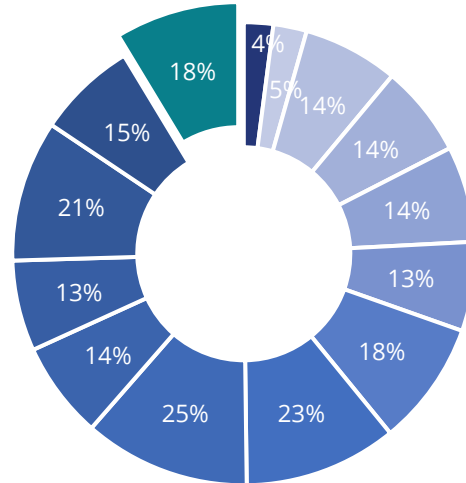
785,756

Seat Capacity  
USA

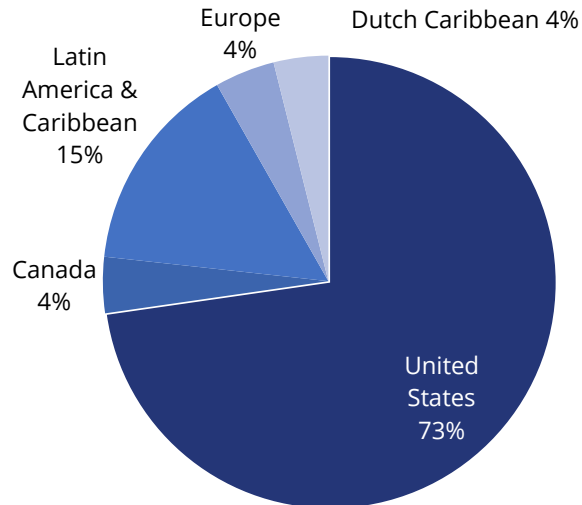
24.4% ↑

- Jul-23
- Aug-23
- Sep-23
- Oct-23
- Nov-23
- Dec-23
- Jan-24
- Feb-24
- Mar-24
- Apr-24
- May-24
- Jun-24
- Jul-24
- YTD 2024

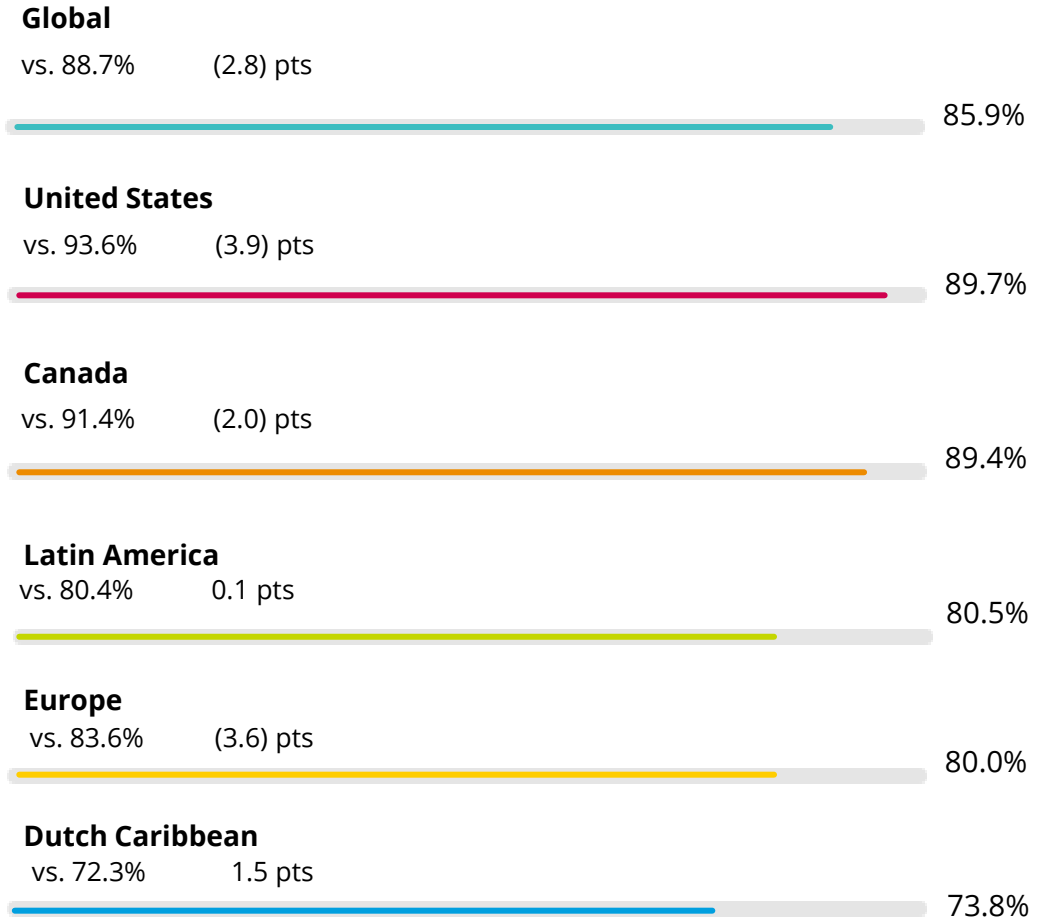
### RGP Overview



### Traffic Distribution



### Passenger Load Factors



# AIR PASSENGER MARKET ANALYSIS

## YTD JUL 2024



1,021,694

Total Departing Passengers  
Global

18.4%



704,783

Departing Passengers  
USA\*

19.2%



948,460

Revenue Generating  
Passengers  
Global

18.3%



216

Total Transfer Passengers

-0.9%



63,553

Total Transit Passengers

19.8%



1,189,799

Total Outbound Seat Capacity  
Global

22.3%



101,036

Seat Capacity  
Europe

-7.3%



185,086

Seat Capacity  
Latin America

43.9%



785,756

Seat Capacity  
USA\*

24.4%



Source: Aruba Airport Authority YTD Jul 2024 vs. 2023

\*USA: Data Includes Non-Scheduled Charters, Tech Stops and Military

# AIR PASSENGER MARKET ANALYSIS

## JUL 2024



158,779

Total Departing Passengers  
Global 15.2% ↑



106,191

Departing Passengers  
USA\* 15.2% ↑



147,673

Revenue Generating  
Passengers  
Global 14.7% ↑



46

Total Transfer Passengers  
1433% ↑



9,757

Total Transit Passengers  
26.3% ↑



171,945

Total Outbound Seat Capacity  
Global 16.4% ↑



13,779

Seat Capacity  
Europe -15.2% ↓



32,432

Seat Capacity  
Latin America 35.1% ↑



111,414

Seat Capacity  
USA\* 17.0% ↑

An aerial photograph of the Reina Beatrix International Airport (AUA) terminal, overlaid with a semi-transparent teal filter. The terminal building is a long, modern structure with a glass facade. In the foreground, there are palm trees, paved walkways, and some signage. A large sign in the center of the image reads "AUA" in large blue letters, with "AEROPUERTO INTERNACIONAL REINA BEATRIX" written below it in smaller white letters. To the right, there are directional signs for "Arrivals, Depart", "Parking", "All Cars and Taxis", and "Car rental".

# Passenger Market Analysis

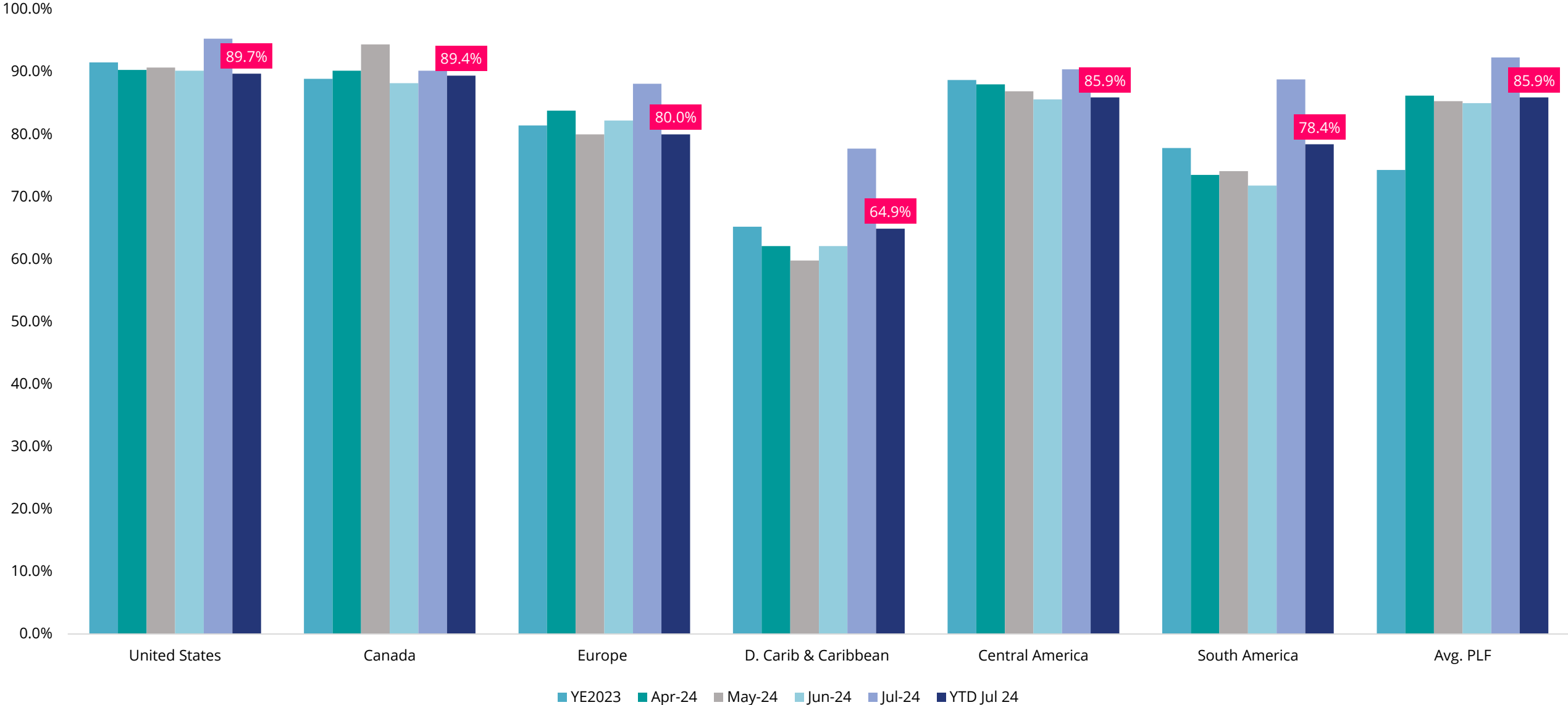
## Passenger Load Factor (PLF)

**AUA**  
AEROPUERTO INTERNACIONAL REINA BEATRIX



# PASSENGER LOAD FACTOR (LF) BY REGION

## YE 2023 – YTD Jul 2024



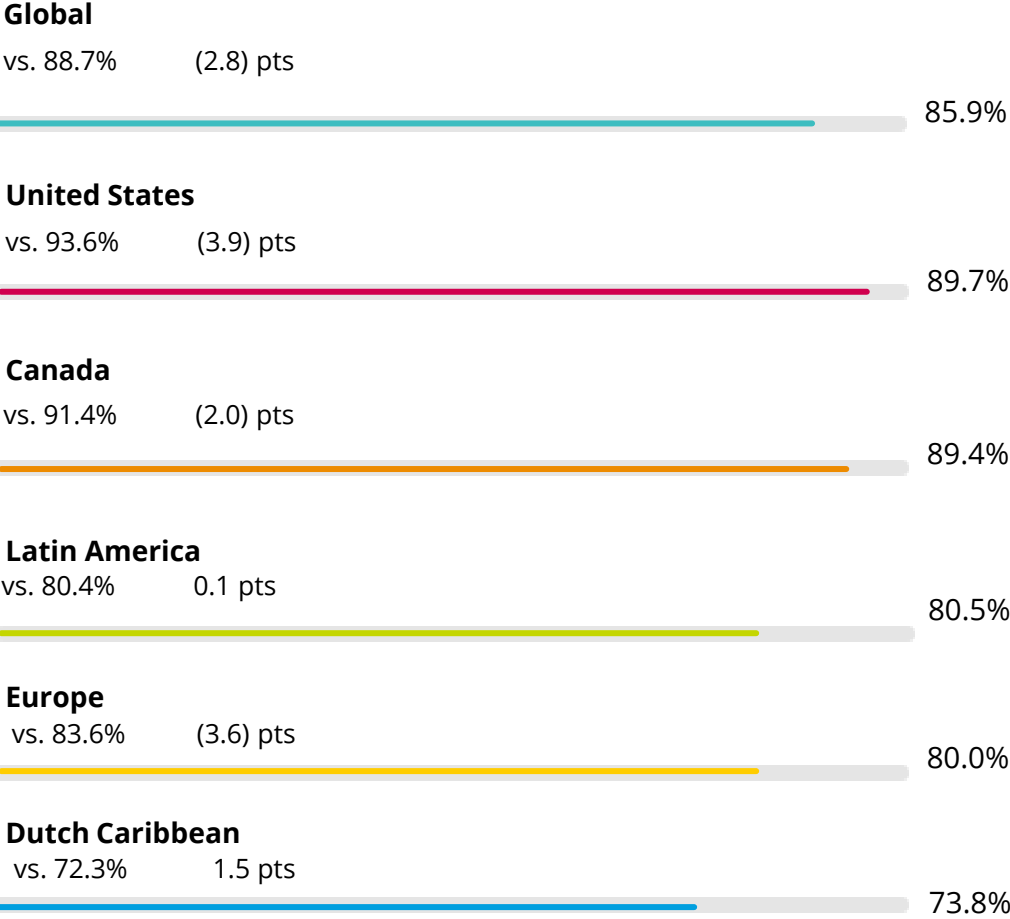
An aerial photograph of an airport terminal building with a blue roof, surrounded by palm trees and parking areas. The image is overlaid with a semi-transparent blue filter. In the foreground, there is a sign for 'AUA AEROPUERTO INTERNACIONAL REINA BEATRIZ'. To the right, a blue directional sign lists 'Arrivals, Depart', 'Parking', 'All cars and Taxi', and 'Car rental'.

# Air Passenger Market Analysis

## Passenger Load Factor (PLF)

# PASSENGER LOAD FACTOR (PLF) BY REGION

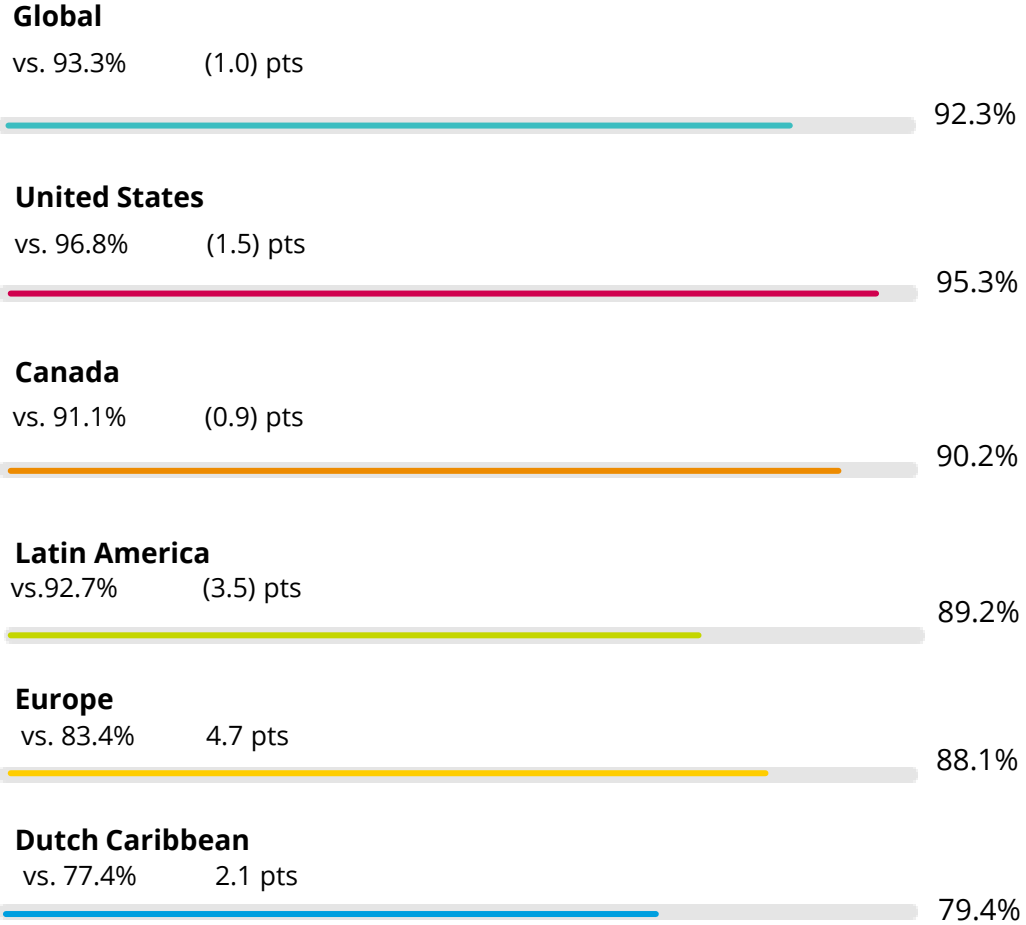
YTD JUL 2024 vs. 2023



Source: Aruba Airport Authority Jul 2024 vs. 2023

# PASSENGER LOAD FACTOR (PLF) BY REGION

JUL 2024 vs. 2023



Source: Aruba Airport Authority Jul 2024 vs. 2023

An aerial photograph of the Aeropuerto Internacional Reina Beatrix (AUA) terminal, featuring a long, modern building with a blue roof and palm trees in the foreground. The image is overlaid with a semi-transparent blue filter. The main title is centered in white and teal text.

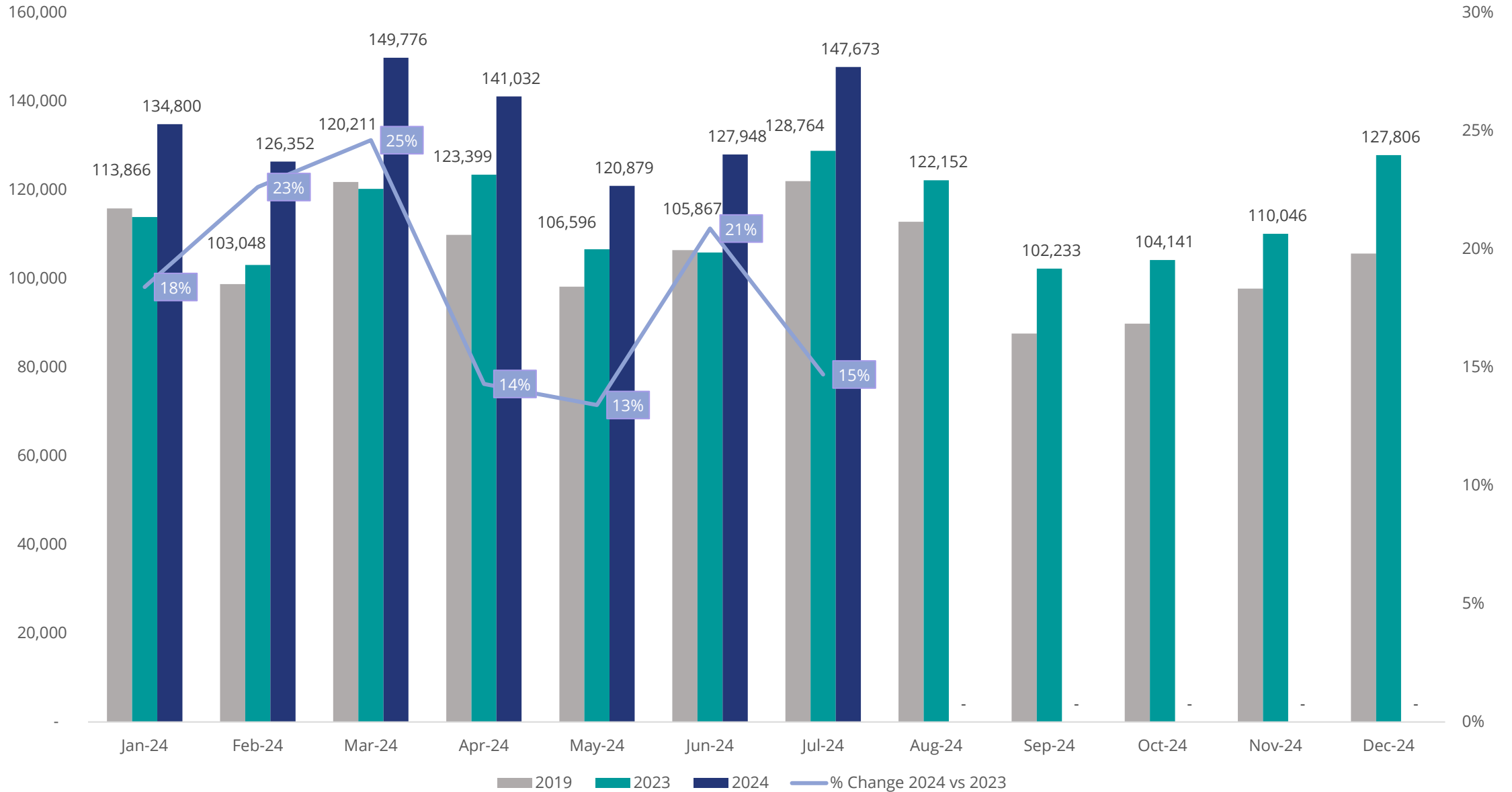
# Passenger Traffic Data

## Revenue Generating Passengers (RGP)

**AUA**  
AEROPUERTO INTERNACIONAL REINA BEATRIX

# REVENUE GENERATING PASSENGERS (RGPs) BY MONTH

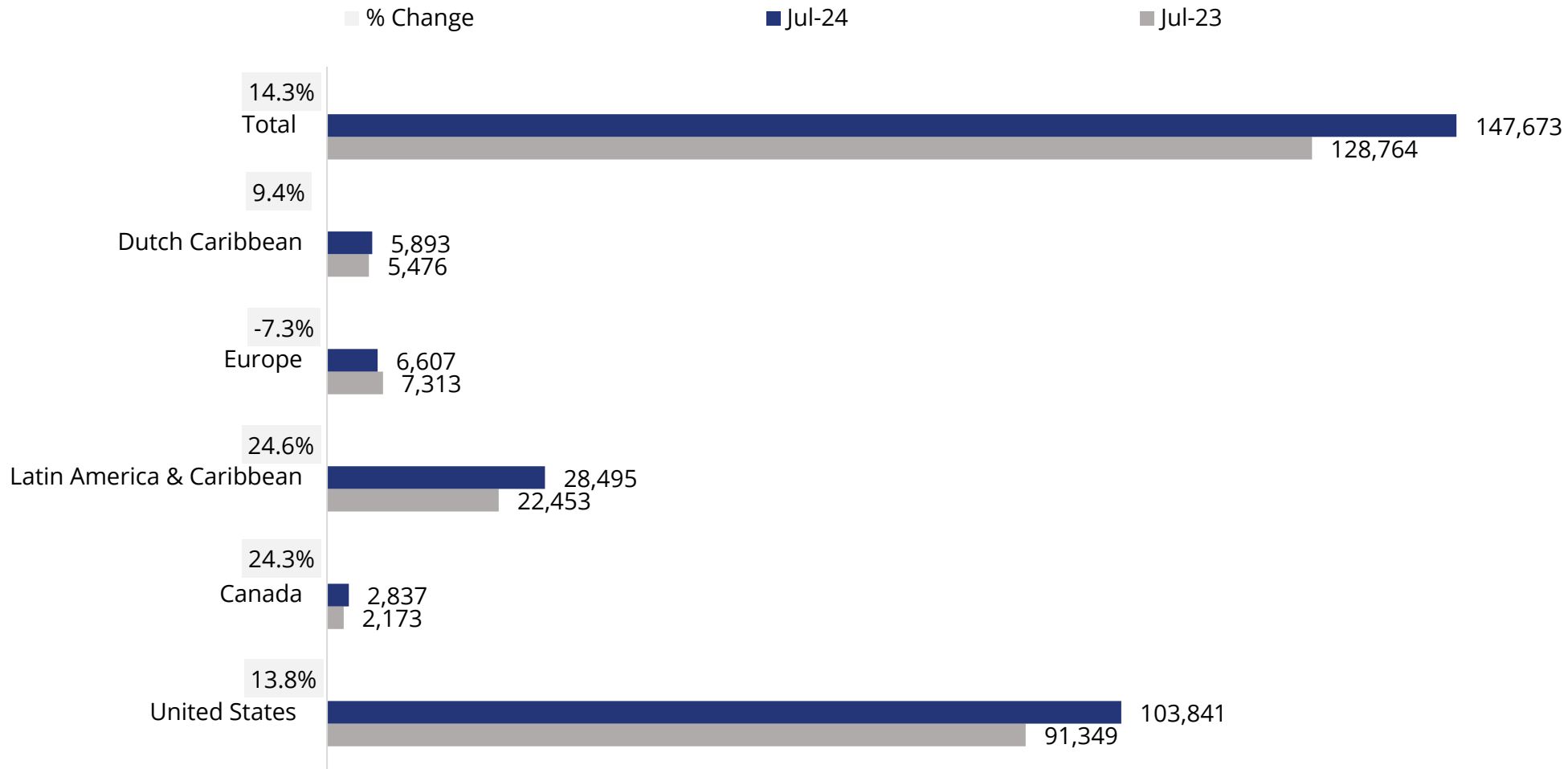
## 2024 vs. 2023



Source: Aruba Airport Authority MoM 2024 vs. 2023


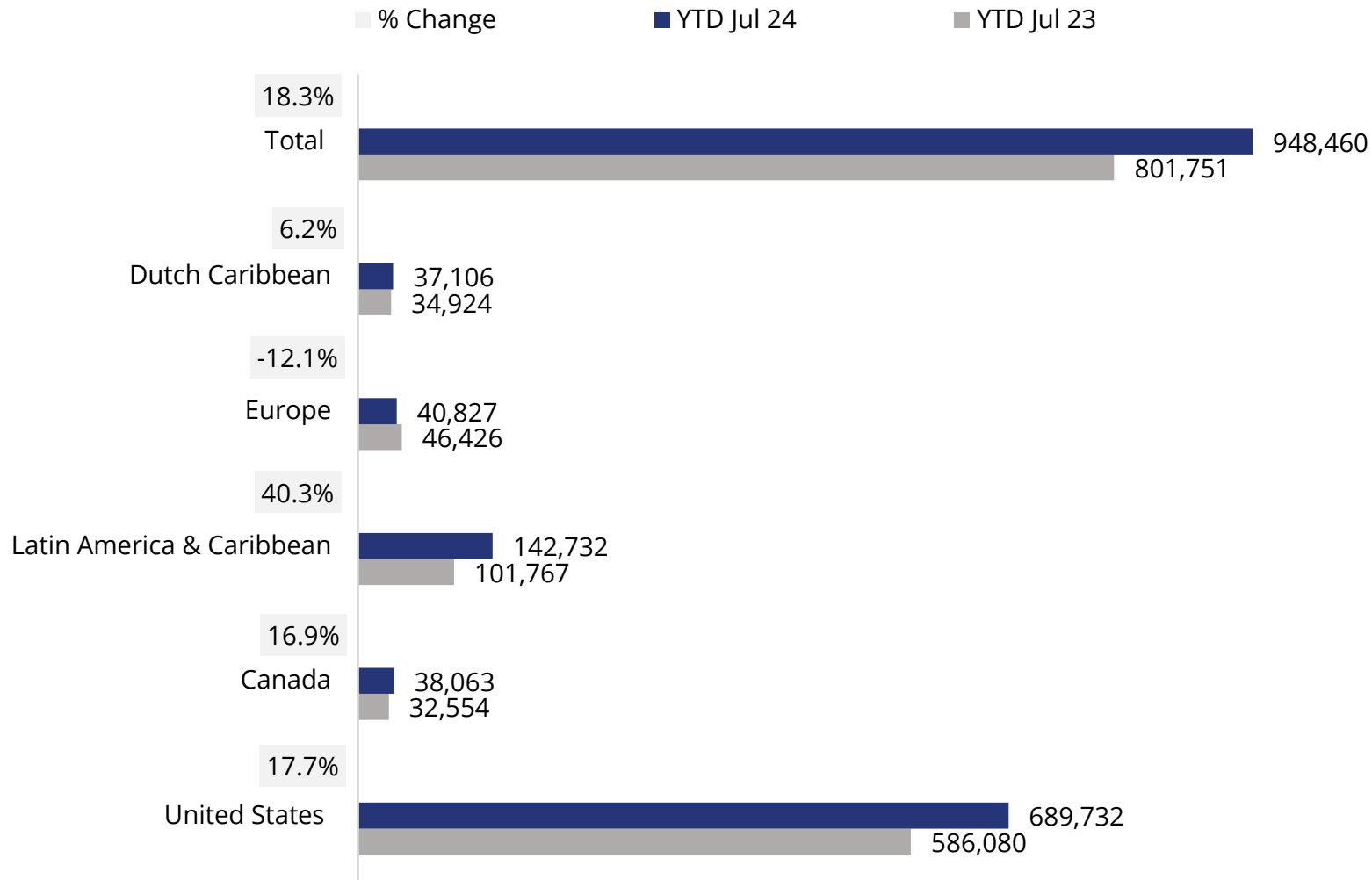
# REVENUE GENERATING PASSENGERS (RGPs) BY REGION

## JUL 2024 vs 2023



# REVENUE GENERATING PASSENGERS (RGPs) BY REGION

YTD Jul 24 vs. 23





An aerial photograph of an airport terminal building with a blue semi-transparent overlay. The terminal has a long, covered walkway. In the foreground, there is a road with a sign that says 'AUA' and 'AEROPUERTO INTERNACIONAL REINA BEATRIX'. To the right, there is a sign for 'Arrivals, Depart', 'Parking', 'All cars and Taxi', and 'Car rental'.

# Traffic Data

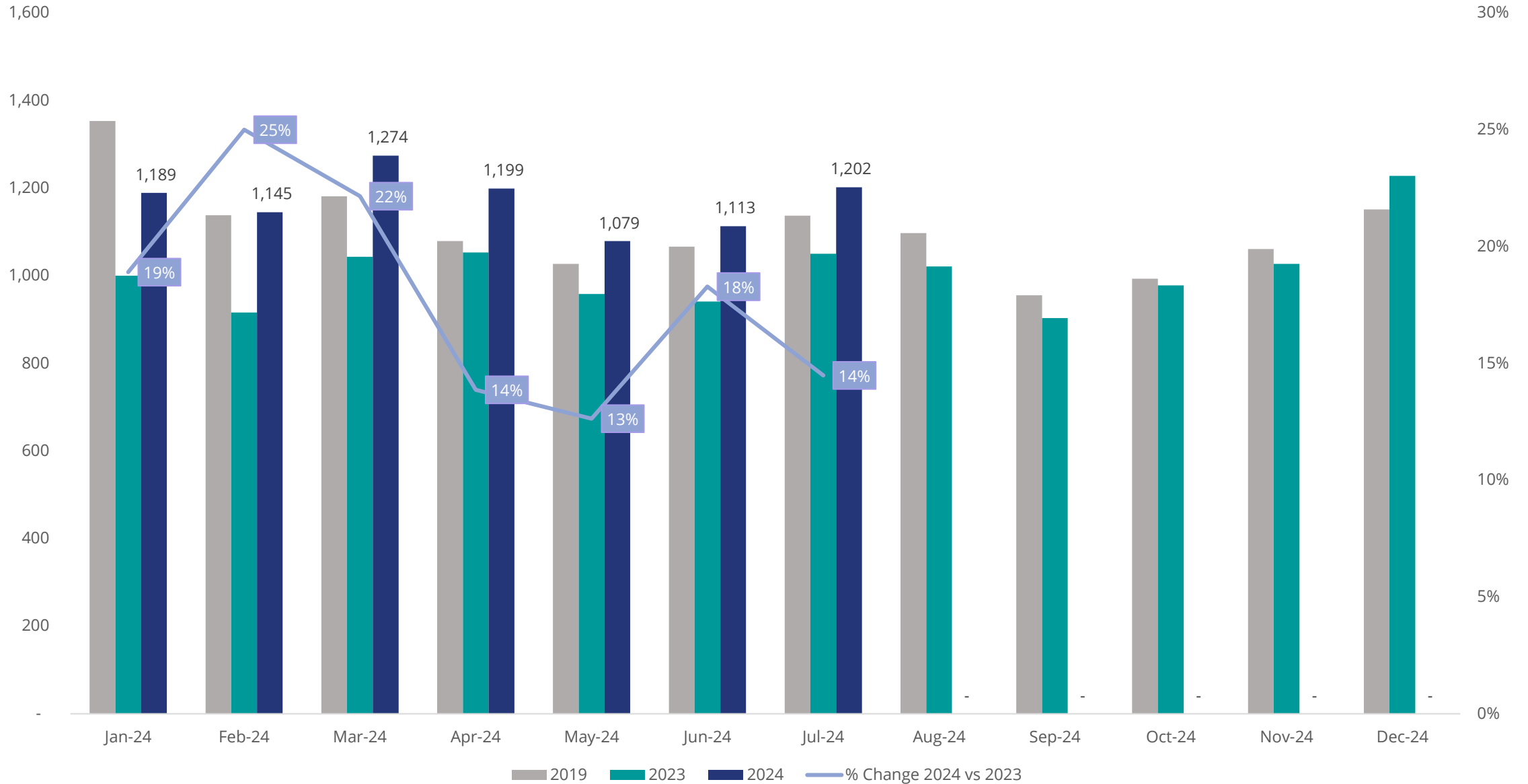
## Aircraft Movement

**AUA**  
AEROPUERTO INTERNACIONAL REINA BEATRIX

Arrivals, Depart  
Parking  
All cars and Taxi  
Car rental

# AIRCRAFT DEPARTURES BY MONTH

## 2024 vs. 2023








# Airline Market Analysis

## Market Share by Airline

  
AUA  
AEROPUERTO INTERNACIONAL REINA BEATRIZ

# Market Share by Airline and Gateway

JUL 2024






Airline by Passenger Revenue	Market Share MoM
 JetBlue (B6)	24.0% 1.8 pts.
 American Airlines (AA)	18.7% (2.0) pts.
 United Airlines (UA)	12.7% (1.5) pts
 Delta Air Lines (DL)	7.5% (0.9) pts.
 Avianca (AV)	7.2% 1.5 pts.



Gateway by Seat Capacity	Market Share
New York (JFK, EWR, LGA)	24%
Miami (MIA)	8%
Boston (BOS)	8%
Amsterdam (AMS)	7%
Bogota (BOG)	7%

# Market Share by Airline and Gateway

## YTD JUL 2024

Airline by Passenger Revenue		Market Share YTD Jul
	JetBlue (B6)	22%
	American Airlines (AA)	19%
	Delta Air Lines (DL)	12%
	United Airlines (UA)	12%
	Avianca (AV)	5%



Gateway by Seat Capacity	Market Share YTD Jul
New York (JFK, EWR, LGA)	22%
Boston (BOS)	10%
Miami (MIA)	8%
Amsterdam (AMS)	7%
Charlotte (CLT)	6%

Source: Aruba Airport Authority YTD Jul 2024 vs. 2023

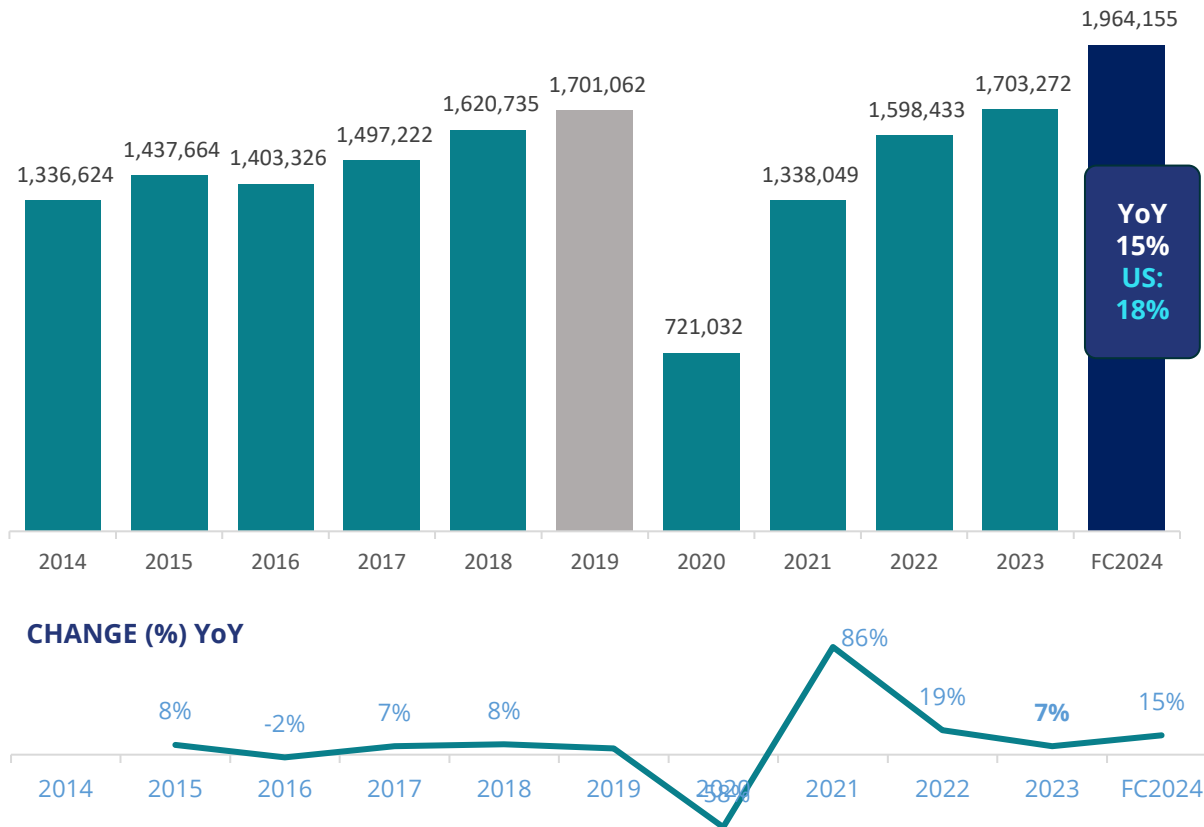
JULY 2024

# AIR SEAT CAPACITY ANALYSIS

*Global and by Region*



# GLOBAL AIR SEAT CAPACITY FORECAST



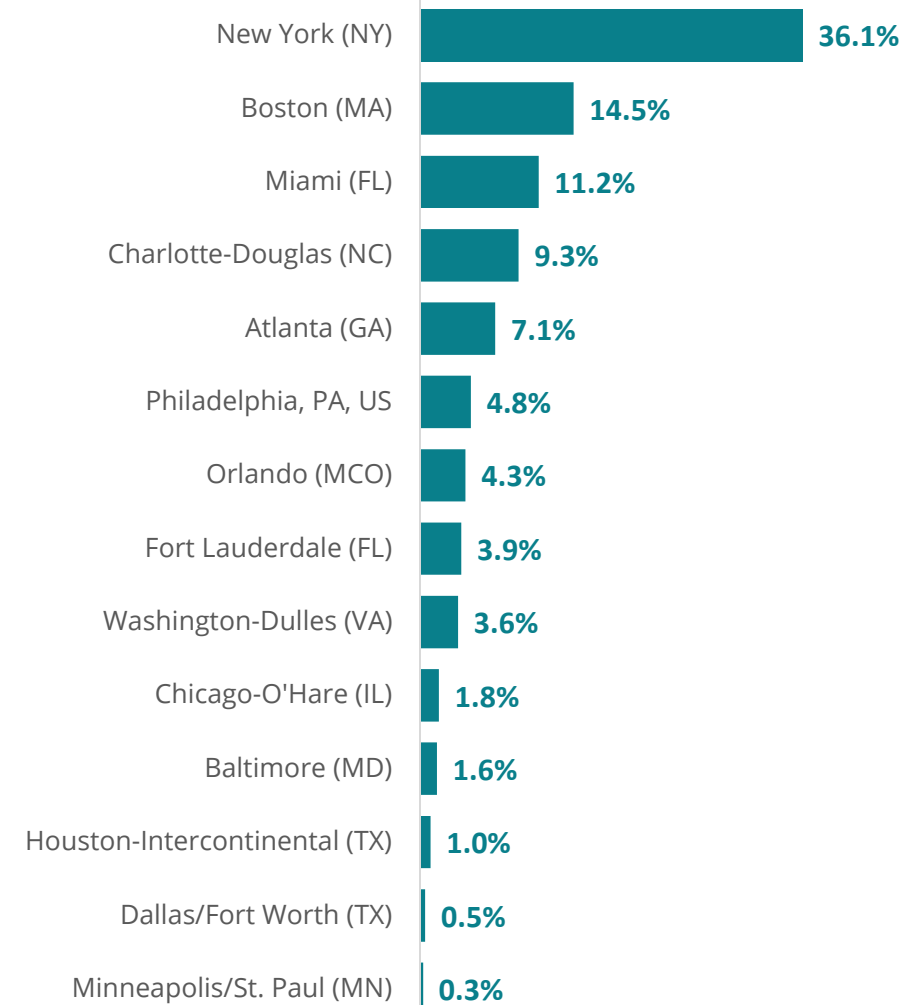
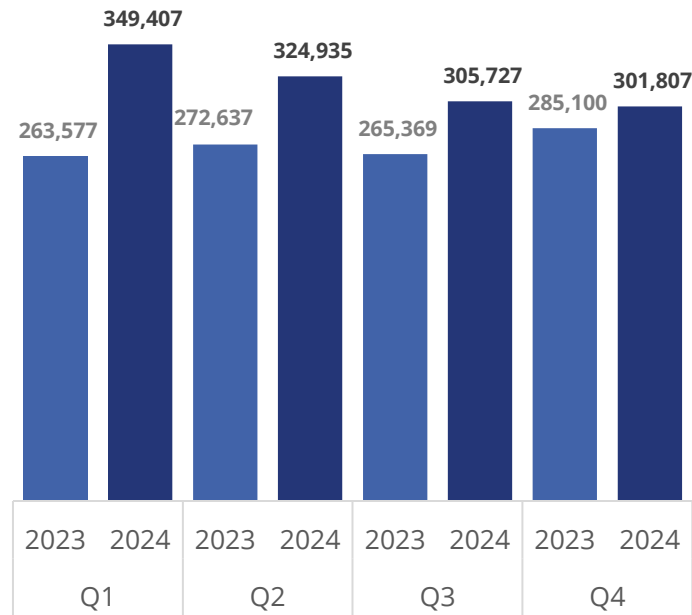
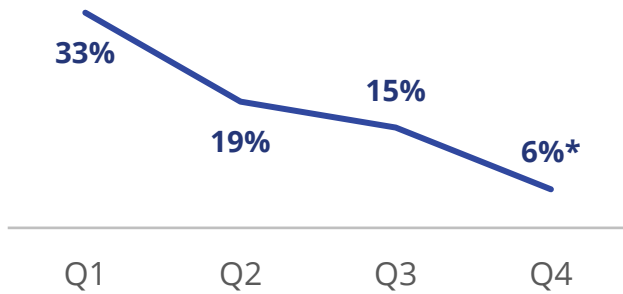
The North American region is forecasted to reach 1.3M seats at the end of 2024, exhibiting a strong year-over-year growth of 18%.

Region	FC2024	FY2023	Abs. Diff	% Diff	MS
United States	1,281,876	1,086,683	195,193	18%	65%
Canada	68,948	59,533	9,415	16%	4%
Latin America	309,593	216,657	92,936	43%	16%
Europe	166,012	185,891	(19,879)	-11%	8%
Neth. Ant. - Ven & Caribbean	137,726	154,508	(16,782)	-11%	7%
<b>Total</b>	<b>1,964,155</b>	<b>1,703,272</b>	<b>260,883</b>	<b>15%</b>	

# AVAILABLE SEAT CAPACITY BY QUARTER 2024

Q1 and Q2 significant increase in seats compared to year 2023

LE 2024

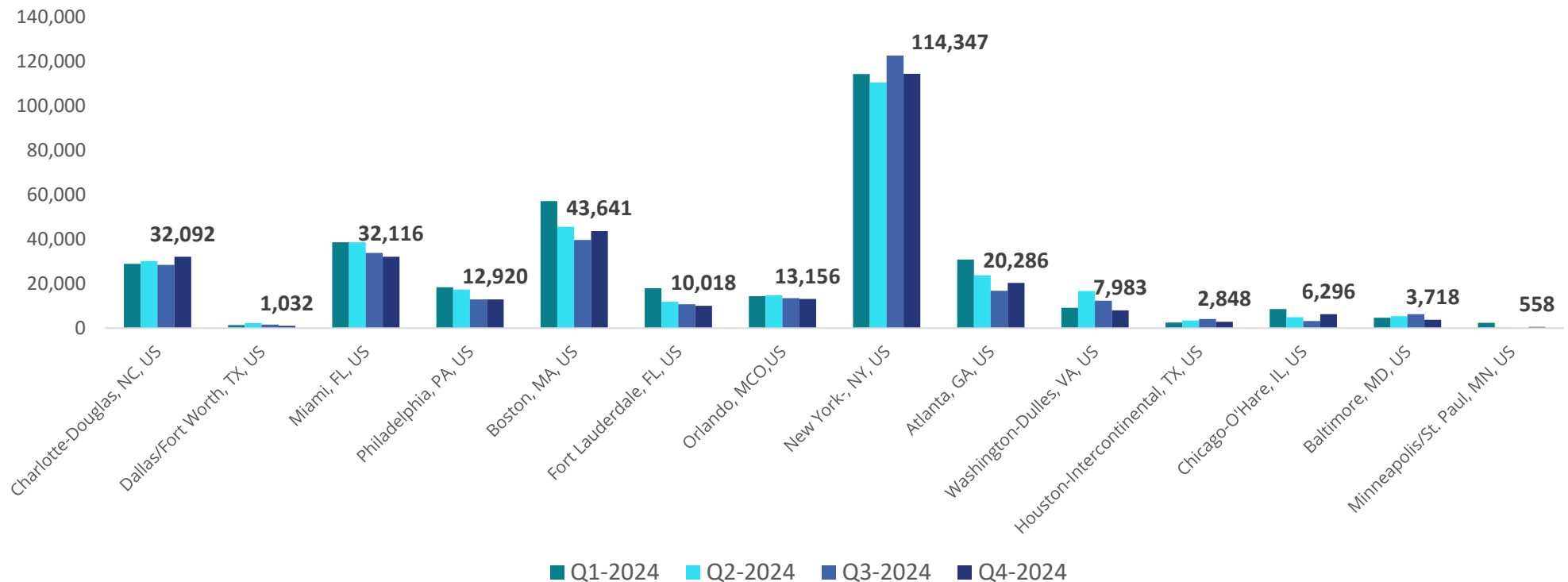




# AIR SEAT CAPACITY BY MARKET

FC2024 Quarterly

## New York: LARGEST MARKET 114,347 SEATS (MS 36.1%)



# US AIRLINE SEAT CAPACITY

2024 MoM growth compared to 2023.

Forecast

2024-Q2

REGION	FC2024	2023	ABS. DIFF	% DIFF
April	118,602	98,286	20,316	21%
May	99,898	87,597	12,301	14%
June	106,435	86,754	19,681	23%
<b>TOTAL 2024-Q2</b>	<b>324,935</b>	<b>272,637</b>	<b>52,298</b>	<b>19%</b>

- **Additional** Seat Capacity by **JetBlue** Daily to Newark, 3 daily and 4th SAT to JFK, **Delta Air Lines** 13 weekly flights to ATL, **Spirit** 4 weekly to FLL, **United Airlines** daily flights to IAD, **Southwest** 5 weekly to BWI in June.
- In the second quarter, an overall 19% growth is observed, with significant growth in April and June.

# US AIRLINE SEAT CAPACITY

2024 MoM growth compared to 2023.

Forecast

2024-Q3: *Subject to change*

REGION	FC2024	2023	ABS. DIFF	% DIFF
July	111,414	95,189	16,225	17%
Aug	109,907	91,931	18,179	19%
Sep	86,528	78,249	7,749	10%
<b>TOTAL 2024-Q3</b>	<b>307,522</b>	<b>265,369</b>	<b>42,153</b>	<b>16%</b>

- Seat Capacity by **American Airlines** (CTL double daily and PHL daily), **JetBlue** Daily to EWR, 3 daily flights and 5th SAT to JFK, **Spirit** 4 weekly to FLL, **United Airlines** daily to IAD.
- In the third quarter, an overall 16% of growth is observed, with significant growth in Aug.

# US AIRLINE SEAT CAPACITY

2024 MoM growth compared to 2023.

Forecast

2024-Q4: *Subject to change*

REGION	FC2024	2023	ABS. DIFF	% DIFF
October	89,580	82,033	7,547	9%
November	98,504	92,079	6,425	7%
December	113,723	110,988	2,735	2%
<b>TOTAL 2024-Q4</b>	<b>301,807</b>	<b>285,100</b>	<b>16,707</b>	<b>6%</b>

- **Oct:** Seat Capacity by **JetBlue** daily to EWR, 2 daily flights and 4th on FRI to BOS, by **Delta Air Lines** daily to JFK, by **United Airlines** daily to IAD
- **Nov:** Seat Capacity by **American Airlines** daily to PHL, by **JetBlue** daily to BOS 2 daily flights 3<sup>rd</sup> on FRI and SUN and 4th on SAT to BOS, 3 daily to JFK and 4th on SAT
- **Dec:** Seat Capacity by **JetBlue** 3 daily to JFK and 4th on SAT, 2 daily flights and 3<sup>rd</sup> on FRI and SUN and 4th on SAT

# Air Service Development

## Summer 2024

**AUA**  
AEROPUERTO INTERNACIONAL REINA BEATRIX

# NEW ROUTES AND INCREASED FLIGHT FREQUENCIES

Scheduled Service 2024



**To Increase**  
Double Daily  
Miami  
(MIA)



**To increase**  
service from  
10 flight to 12 weekly  
Panama (PTY)



**To Increase**  
13 weekly (2<sup>nd</sup> SAT)  
Atlanta (ATL)



**To increase**  
weekly service  
from 4/5 flights  
to 6 weekly Toronto (YYZ)



**New Route**  
seasonal service 4 weekly flights  
Medellin MDE



**To increase**  
From 4 to 5 weekly  
Flights from Lima (LIM)

JAN

FEB

FEB

JUN

OCT

JUL

DEC 18, 2024



**To Increase**  
Double Daily  
Charlotte  
(CLT)



**To Increase**  
from 12 to 22 weekly  
flights Boston (BOS)



**To Increase**  
from 18 to 22  
weekly flights  
JOHN F. KENNEDY  
(JFK)



**To increase**  
Baltimore (BWI) service  
will increase its flight  
frequency from one daily  
flight to five flights per  
weekly.



**To increase**  
From 3 to 4 weekly  
Flights from Lima (LIM)



**New Service**  
3 weekly Sao Paulo GRU  
MON WED SAT

# NORTH AMERICA SCHEDULE

SUMMER 2024  
APRIL - OCTOBER

AIRLINES	GATEWAYS	LEVEL OF SERVICE	CONNECTIONS
SPIRIT	FLL	4 Weekly Service	HUB (ENTIRE NETWORK)
JETBLUE	EWR BOS JFK	May 1X weekly flights   <b>Jun-Oct</b> - Daily <b>May - Oct</b> -16 Weekly flights <b>Jun - Aug</b> - 23 weekly flights   <b>Sep-Oct</b> 18 Weekly flights	O/D & HUB
DELTA AIR LINES	ATL JFK (A321neo) BOS ( <i>seasonal</i> )	Daily Daily No Service	HUB
UNITED	EWR IAD IAH ORD	Double Daily ( 2019 levels) <b>June - Aug</b> - Daily   <b>Sep- Oct</b> 1 - 2 weekly flights 1 - 2 weekly 2 weekly	HUB
SOUTHWEST	BWI	Increase from 2 to 5 weekly flights between June and July	O/D
AMERICAN AIRLINES	MIA, CLT, PHL ( <i>seasonal</i> ) ORD ( <i>seasonal</i> ) LGA ( <i>seasonal</i> ) DFW ( <i>seasonal</i> )	Double Daily <b>June- Aug</b> - Daily   <b>Sep-Oct</b> 1 Weekly flights <b>No Service</b> <b>June - Aug</b> SAT SAT	O/D & HUB
AIR CANADA	YYZ	No Service in Summer 2024   Resumes services in Nov	O/D
WESTJET	YYZ	3 weekly flights in Jun, Jul, Aug <b>Oct</b> - 4 weekly flights	O/D



# EUROPE SCHEDULE

SUMMER 2024  
APRIL - OCTOBER

Airline	Gateway	Level of Service	Connection
KLM	AMS	Daily June - 6 Weekly flights	O/D & HUB
TUI	AMS	3 weekly flights	O/D
British Airways	ANU LGW	1 Weekly flights - SUN	O/D & HUB



# LATIN AMERICA SCHEDULE

SUMMER 2024  
APRIL - OCTOBER

Airline	Gateways	Level of Service	Connections
Avianca	BOG MDE (seasonal)	11 Weekly Flights Jul- Aug -4 Weekly Flights	O/D & HUB O/D & HUB
Wingo	BOG MDE CLO	2 weekly flights in May   4 weekly Jun, Jul, Aug 3 weekly flights in Apr and May   4 -5 weekly Jun, Jul, Aug 2 weekly flights, Feb no Service	O/D
LATAM	LIM	Increase to 4 weekly flights in July	O/D
Surinam Airways	PBM	3 Weekly Flights	O/D
Copa Airlines	PTY	July - 11 Weekly Flights Aug - Oct - 10 Weekly flights	O/D & HUB

# WEEKLY FLIGHT SCHEDULE

Period: JULY - DECEMBER 2024

LINK: <https://www.airportaruba.com/flight-schedules>

Last Update: AUGUST 14, 2024

**\*Flight Schedules are subject to change**

# WEEKLY FLIGHT SCHEDULE | JULY - DECEMBER 2024



## United States

Airline	Destination	JUL	AUG	SEP	OCT	NOV	DEC
American Airlines	Miami	14 Double Daily	14 Double Daily	14 Double Daily	14 Double Daily	14 Double Daily	14 Double Daily
	Charlotte	14 Double Daily	14 Double Daily	11 (-3) 2-MON   TUE   WED   2-THU   2-FRI   SAT   2-SUN	14 Double Daily	12 2-MON   TUE   WED   2-THU   2-FRI   SAT   2-SUN	11 2-MON   TUE   WED   2-THU   2-FRI   SAT   2-SUN
	Philadelphia	7 Daily	7 Daily	1 SAT	1 SAT	7 (+6) Daily	8 (+1) Daily and 2 <sup>nd</sup> Sat
	Chicago Seasonal Service <i>Resume Service in November</i>	x	x	x	x	1 SAT	1 SAT
	La Guardia –New York Seasonal Service	1 SAT	1 SAT	x	x	x	1 SAT
Dallas Seasonal Service	1 SAT	1 SAT	x	x	x	1 SAT	

# WEEKLY FLIGHT SCHEDULE | JULY - DECEMBER 2024

## United States

Airline	Destination	JUL	AUG	SEP	OCT	NOV	DEC
United Airlines	Newark	14 Double Daily	14 Double Daily	14 Double Daily	14 Double Daily	14 Double Daily	14 Double Daily
	Houston	2 SAT SUN	2 SAT SUN	1 SAT	2 SAT SUN	1 SAT	1 SAT
	Washington	7 Daily	7 Daily	1 SAT	2 SAT SUN	7 (+6) Daily	7 Daily
	Chicago Seasonal Service	2 SAT SUN	2 SAT SUN	x	x	1 SAT	2 SAT SUN

# WEEKLY FLIGHT SCHEDULE | JULY - DECEMBER 2024



## United States

Airline	Destination	JUL	AUG	SEP	OCT	NOV	DEC
JetBlue	Boston	16 2-MON   2-TUE   2-WED   2-THU   3-FRI   3-SAT   2-SUN	16 2-MON   2-TUE   2- WED   2-THU   3-FRI   3-SAT   2-SUN	16 2-MON   2-TUE   2- WED   2-THU   2-FRI   4-SAT   2-SUN	16 2-MON   2-TUE   2- WED   2-THU   2-FRI   4-SAT   2-SUN	18 (+2) 2-MON   2-TUE   2- WED   2-THU   3-FRI   4-SAT   3-SUN	18 2-MON   2-TUE   2- WED   2-THU   3-FRI   4-SAT   3-SUN
	New York – JFK	23 3-MON   3-TUE   3WED   3-THU   3-FRI   5-SAT   3-SUN	23 3-MON   3-TUE   3WED   3-THU   3-FRI   5-SAT   3-SUN	18 2-MON   2-TUE   2- WED   2-THU   3-FRI   4-SAT   3-SUN	18 2-MON   2-TUE   2- WED   2-THU   3-FRI   4-SAT   3-SUN	22 (+4) 3-MON   3-TUE   3- WED   3-THU   3-FRI   4-SAT   3-SUN	15 (-7) 2-MON   2-TUE   2- WED   2-THU   2-FRI   3-SAT   2-SUN
	Newark	7 Daily	7 Daily	7 Daily	7 Daily	1 (-6) SAT	1 SAT
Delta Air Lines	Atlanta	7 Daily	7 Daily	7 Daily	7 Daily	7 Daily	7 Daily
	New York – JFK	7 Daily	7 Daily	7 Daily	7 Daily	7 Daily	7 Daily
	Boston <i>Restart service on Dec 19</i> Seasonal Service	x	x	x	x	x	7 Daily
	Minneapolis <i>New service starting Dec 19</i> Seasonal Service						2 FRI   SUN

# WEEKLY FLIGHT SCHEDULE | JULY - DECEMBER 2024

## United States

Airline	Destination	JUL	AUG	SEP	OCT	NOV	DEC
Southwest	Baltimore	5 MON THU  FRI SAT SUN	2 SAT SUN	2 SAT SUN	2 SAT SUN	1 SAT	1 SAT
	Orlando	7 Daily	7 Daily	7 Daily	7 Daily	7 Daily	7 Daily
Spirit	Fort Lauderdale	4 TUE THU SAT  SUN	4 TUE THU  SAT SUN	4 TUE THU  SAT SUN	4 TUE THU SAT  SUN	4 TUE THU  SAT SUN	4 TUE THU  SAT SUN
Sun Country	Minneapolis <i>Restart service in Dec</i> <i>Seasonal Service</i>	x	x	x	x	x	1 SAT
Surinam Airways	Miami (via CUR)	3 MON WED FRI	3 MON WED FRI	3 MON  WED FRI	3 MON WED FRI	3 MON  WED FRI	3 MON  WED FRI

# WEEKLY FLIGHT SCHEDULE | JULY - DECEMBER 2024

## Canada

Airline	Destination	JUL	AUG	SEP	OCT	NOV	DEC
Air Canada	Toronto <i>Restart service on Oct 29</i> No service during summer season	x	x	x	1 SAT	4 (+3) MON   FRI   SAT   SUN	5 (+1) MON   TUE   FRI   SAT   SUN
Westjet	Toronto	3 TUE   THU   SAT	3 TUE   THU   SAT	2 TUE   SAT	4 TUE   THU   FRI   SAT	7 (+3) Daily	7 Daily
Sunwing	Toronto	1 MON	1 MON	1 MON	1 MON	1 MON	1 MON

# WEEKLY FLIGHT SCHEDULE | JULY - DECEMBER 2024

## Europe

Airline	Destination	JUL	AUG	SEP	OCT	NOV	DEC
KLM	Amsterdam (via BON)	7 Daily	7 Daily	7 Daily	7 Daily	7 Daily	7 Daily
TUI NL	Amsterdam (via CUR) <i>Change in Days of the Week in November</i>	3 MON   THU   SUN	3 MON   THU   SUN	3 MON   THU   SUN	3 MON   THU   SUN	2 (-1) MON   FRI	2 MON   FRI
British Airways	London Gatwick (via ANU)	1 SUN	1 SUN	1 SUN	1 SUN	1 SUN	1 SUN



# WEEKLY FLIGHT SCHEDULE | JULY - DECEMBER 2024

## Latin America

Airline	Destination	JUL	AUG	SEP	OCT	NOV	DEC
Avianca	Bogota	11 MON   2-TUE   WED   2-THU   FRI   2- SAT   2-SUN	11 MON   2-TUE   WED   2-THU   FRI   2- SAT   2-SUN	11 MON   2-TUE   WED   2-THU   FRI   2- SAT   2-SUN	11 MON   2-TUE   WED   2-THU   FRI   2- SAT   2-SUN	11 MON   2-TUE   WED   2-THU   FRI   2- SAT   2-SUN	11 MON   2-TUE   WED   2-THU   FRI   2- SAT   2-SUN
	Medellin <i>Seasonal Service</i>	4 MON   WED   FRI   SUN	4 MON   WED   FRI   SUN	x	x	x	3 TUE   THU   SAT
Copa	Panama	11 2-MON   TUE   WED   2-THU   2- FRI   SAT   2-SUN	10 2-MON   TUE   WED   2-THU   2- FRI   SAT   SUN	10 2-MON   TUE   WED   2-THU   2- FRI   SAT   SUN	10 2-MON   TUE   WED   2-THU   2- FRI   SAT   SUN	10 2-MON   TUE   WED   2-THU   2- FRI   SAT   SUN	10 2-MON   TUE   WED   2-THU   2- FRI   SAT   SUN
Surinam Airways	Paramaribo (via CUR)	3 MON   WED   FRI	3 MON   WED   FRI	3 MON   WED   FRI	3 MON   WED   FRI	3 MON   WED   FRI	3 MON   WED   FRI

# WEEKLY FLIGHT SCHEDULE | JULY - DECEMBER 2024

## Latin America

Airline	Destination	JUL	AUG	SEP	OCT	NOV	DEC
Wingo	Bogota	4 MON   THU   SAT   SUN	4 MON   THU   SAT   SUN	2 THU SUN	2 THU SUN	2 THU SUN	2 THU SUN
	Medellin <i>Change in Days of the Week in November</i>	5 MON   TUE   WED   THU   SAT	5 MON   TUE   WED   THU   SAT	4 MON   TUE   WED   SAT	4 MON   TUE   WED   SAT	4 MON   TUE   <b>THU</b>   SAT	4 MON   TUE   <b>THU</b>   SAT
	Cali Seasonal Service	2 WED   SAT	2 WED   SAT	No Service	No Service	No Service	2 WED   SAT
LATAM	Lima <i>Increase weekly frequencies In November</i>	4 MON   THU   SAT   SUN	4 MON   THU   SAT   SUN	4 MON   THU   SAT   SUN	4 MON   THU   SAT   SUN	5 (+1) MON   <b>TUE</b>   THU   SAT   SUN	5 MON   TUE   THU   SAT   SUN
GOL	Guarulhos, BR <i>New Airline and route starting Dec 18</i>						3 MON   WED   SAT

# WEEKLY FLIGHT SCHEDULE | JULY - DECEMBER 2024

## Caribbean

Airline	Destination	JUL	AUG	SEP	OCT	NOV	DEC
Sky High	St. Domingo (SDQ) <i>(via CUR on SUN)</i>	3 WED   FRI   SUN	3 WED   FRI   SUN	3 WED   FRI   SUN	3 WED   FRI   SUN	3 WED   FRI   SUN	3 WED   FRI   SUN
Air Century	Punta Cana (PUJ) <i>Services between July - Aug 09 and between Oct 7-16</i>	3 MON   WED   FRI	3 MON   WED   FRI	x	2 MON   WED	1 MON	1 MON
Air Century	St. Domingo (JBQ) <i>Increase weekly service in October</i>	3 MON   WED   FRI	2 MON   FRI	2 MON   FRI	3 MON   WED     FRI	3 MON   WED     FRI	3 MON   WED     FRI
Arajet	St. Domingo (SDQ) <i>(via CUR)</i>	2 WED   SAT	2 WED   SAT	2 WED   SAT	2 WED   SAT	2 WED   SAT	2 WED   SAT

# WEEKLY FLIGHT SCHEDULE | JULY - DECEMBER 2024

## Dutch Caribbean

Airline	Destination	JUL	AUG	SEP	OCT	NOV	DEC
Divi Divi Air	Curacao	49 8-MON   6-TUE   6-WED   8-THU   8-FRI   7-SAT   6-SUN	49 8-MON   6-TUE   6-WED   8-THU   8-FRI   7-SAT   6-SUN	49 8-MON   6-TUE   6-WED   8-THU   8-FRI   7-SAT   6-SUN	49 8-MON   6-TUE   6-WED   8-THU   8-FRI   7-SAT   6-SUN	49 8-MON   6-TUE   6-WED   8-THU   8-FRI   7-SAT   6-SUN	49 8-MON   6-TUE   6-WED   8-THU   8-FRI   7-SAT   6-SUN
EZ Air	Curacao	17 3-MON 3-TUE   4-WED   3-THU   3-FRI   SUN	17 3-MON 3-TUE   4-WED   3-THU   3-FRI   SUN	17 3-MON 3-TUE   4-WED   3-THU   3-FRI   SUN	17 3-MON 3-TUE   4-WED   3-THU   3-FRI   SUN	17 3-MON 3-TUE   4-WED   3-THU   3-FRI   SUN	17 3-MON 3-TUE   4-WED   3-THU   3-FRI   SUN
EZ Air	Bonaire	3 TUE   WED   THU	3 TUE   WED   THU	3 TUE   WED   THU	3 TUE   WED   THU	3 TUE   WED   THU	3 TUE   WED   THU
Winair	Sint Maarten (via CUR)	4 MON   WED   FRI   SAT	4 MON   WED   FRI   SAT	4 MON   WED   FRI   SAT	4 MON   WED   FRI   SAT	4 MON   WED   FRI   SAT	4 MON   WED   FRI   SAT



LET'S STAY CONNECTED

For any questions related to the report and/or additional information requests please contact

Jo-Anne Meaux Arends  
Aviation Business Development Executive  
[j.arends@airportaruba.com](mailto:j.arends@airportaruba.com)

