

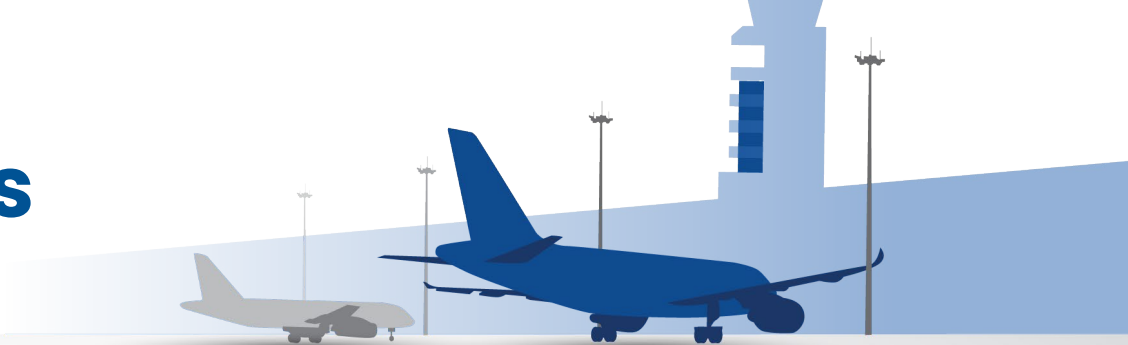


# Monthly Traffic Statistics

JUNE  
2025

# Traffic Performance Highlights

## June 2025 vs. 2024



**Total Passengers (RGP)**  
**129.777**  
1.4% ▲  
(2024: 127.948)



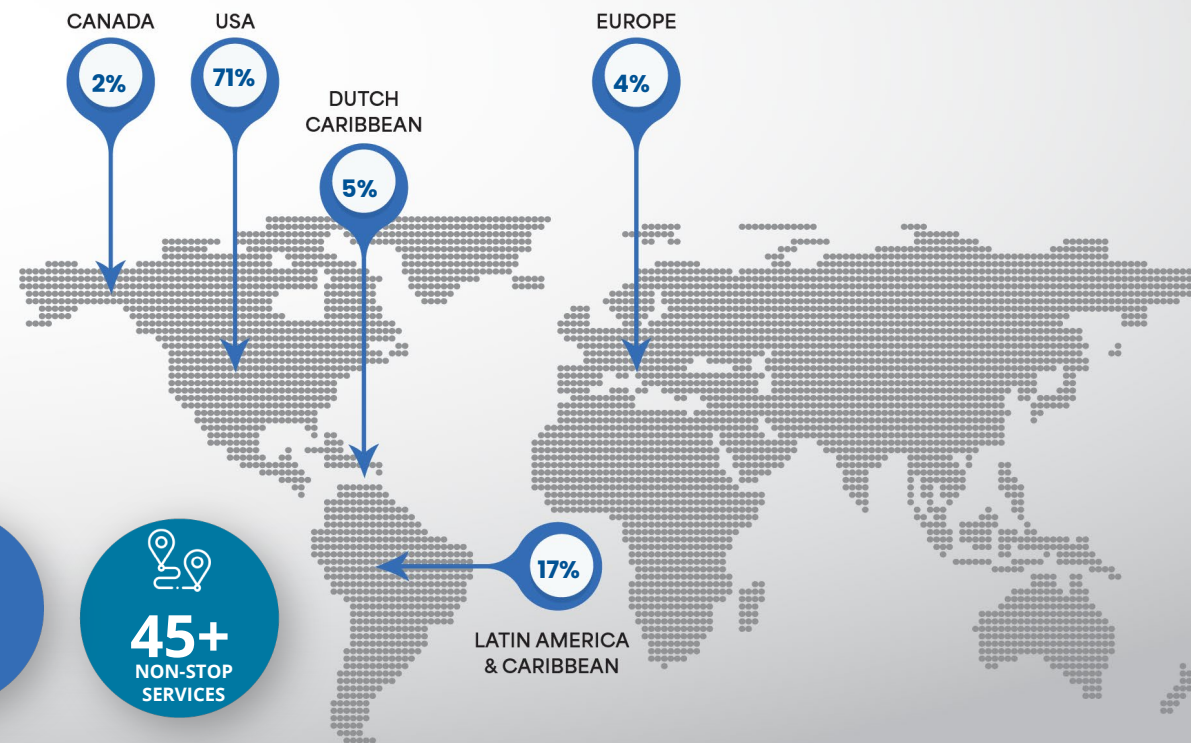
**Total Seat Capacity**  
**161.685**  
0.5% ▲  
(2024: 160.852)



**Sustainability  
Accreditations**



**Passengers Market(RGP)**



**Load Factor**  
**84.5%**  
0.6% ▼  
(2024: 85%)

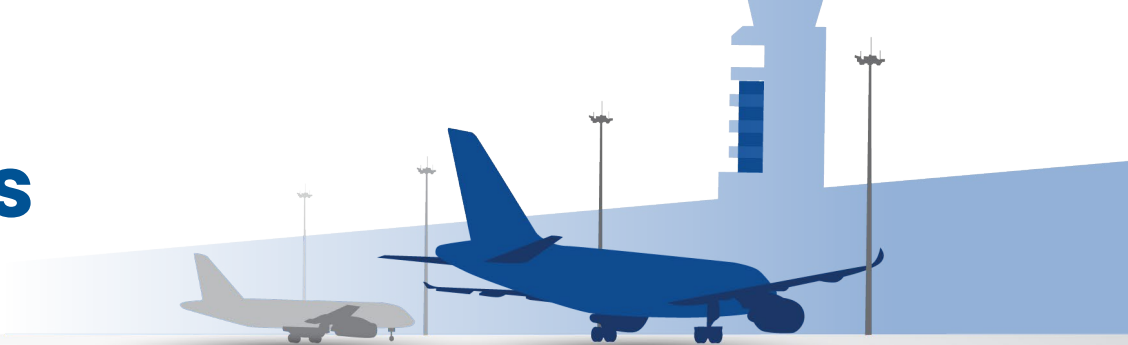


**Flight Departures**  
**1.166**  
4.8% ▲  
(2024: 1.133)



# Traffic Performance Highlights

## YTD June 2025 vs. 2024



**Total Passengers (RGP)**  
**830.124**  
3.7% ▲  
(2024: 800.787)



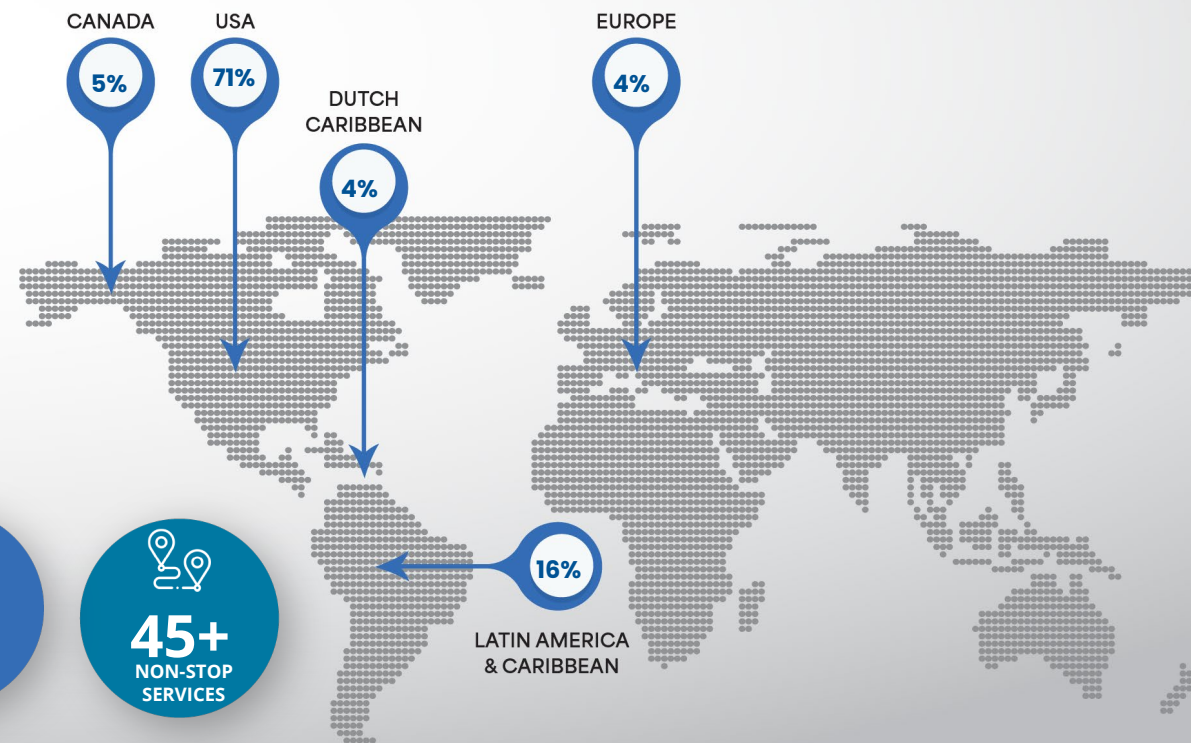
**Total Seat Capacity**  
**1.033.126**  
1.5% ▲  
(2024: 1.017.854)



**Sustainability  
Accreditations**



**Passengers Market (RGP)**



**Load Factor**  
**85.1%**  
0.3% ▲  
(2024: 84.8%)



**Flight Departures**  
**7.280**  
4.0% ▲  
(2024: 6.999)





# Airlines Operating at Aruba Airport

## Non-stop service to over 45+ destinations

NORTH AMERICA		EUROPE		LATIN AMERICA		CARIBBEAN	
	DESTINATIONS		DESTINATIONS		DESTINATIONS		DESTINATIONS
	3		1		2		1
	6		1		3		1
	4				1		1
	4				1		2
	2				1		1
	1				1		2
	1						
	1						
	1						
	1						

## NORTH AMERICA AIRLINES

ATL DELTA FRONTIER AIRLINES SEASONAL SERVICE



**CLT** American Airlines 



**MIA** American Airlines 



**PHL** American Airlines 

**DFW** American Airlines   
SEASONAL SERVICE

**LGA** American Airlines   
SEASONAL SERVICE



ORD American Airlines  
SEASONAL SERVICE UNITED

YYZ AIR CANADA  
WESTJET

**LATIN AMERICA  
AIRLINES**

BOG **avianca airlines**  
**wingo**



**DUTCH CARIBBEAN  
AIRLINES**




**AIRCENTURY**  
IMPROVING THE EXPERIENCE



**PUJ** **AIRCENTURY**  
IMPROVING THE EXPERIENCE

**CARIBBEAN  
AIRLINES**



**EUROPE  
AIRLINES**

AMS KLM TUI

Non-stop  
service to Aruba

## Seasonal Service to Aruba

— — — Cities of origin  
which feed  
travelers to hub  
or gateway cities

New Routes  
Service to Aruba



  
**45+**  
NON-STOP  
SERVICES

MONTHLY TRAFFIC STATISTICS

# Monthly Air Traffic Statistics

YTD June 2025 vs 2024



# Air Traffic Dashboard

## June 2025 vs 2024



129.777

Revenue Generating  
Passengers  
*\*Global*

1.4%



92.304

Revenue Generating  
Passengers  
*USA*

-1.8%



161.685

Total Outbound Seat  
Capacity *Global*

0.5%



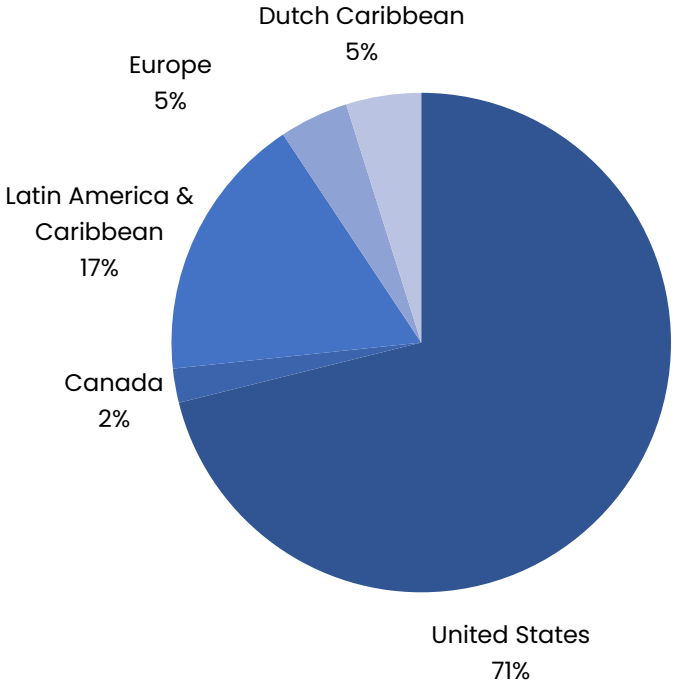
107.440

Seat Capacity  
*USA*

0.9%



Traffic Distribution



Passenger Load Factors

Global

vs. 85.0% (0.6) pts



United States

vs. 90.2% (3.6) pts




Canada

vs. 88.2% 1.8 pts



Latin America

vs. 75.1% 4.4 pts



Europe

Vs. 82.2% 4.9 pts



Dutch Caribbean & Caribbean

vs. 62.1% 11.4 pts



\*Excluding Transfer Passengers

# Air Traffic Dashboard

YTD June 2025 vs 2024



830.124

Revenue Generating  
Passengers

\*Global

3.7%



589.262

Revenue Generating  
Passengers

USA

0.6%



1.033.126

Total Outbound Seat  
Capacity

Global

1.5%



680.367

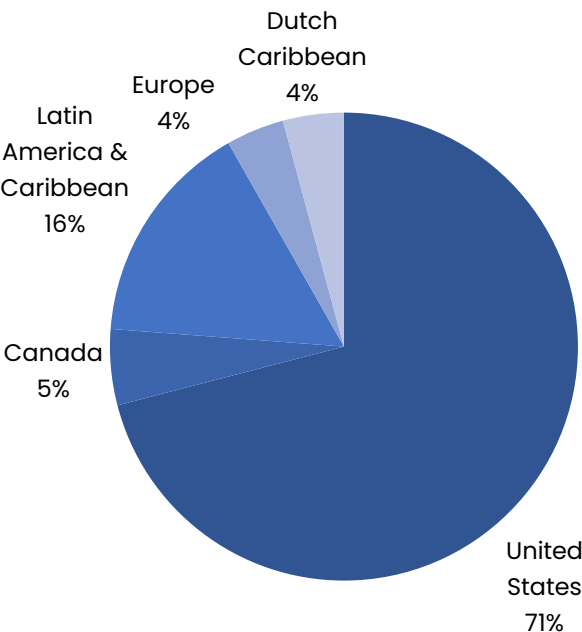
Seat Capacity

USA

0.9%



Traffic Distribution



Passenger Load Factors

Global

vs. 84.8% 0.3 pts



United States

vs. 88.8% (0.9) pts



Canada

vs. 89.4% 0.7 pts



Latin America

vs. 78.7% 0.4 pts



Europe

vs. 78.7% 7.0pts



Dutch Caribbean & Caribbean

vs. 62.7% 5.9 pts

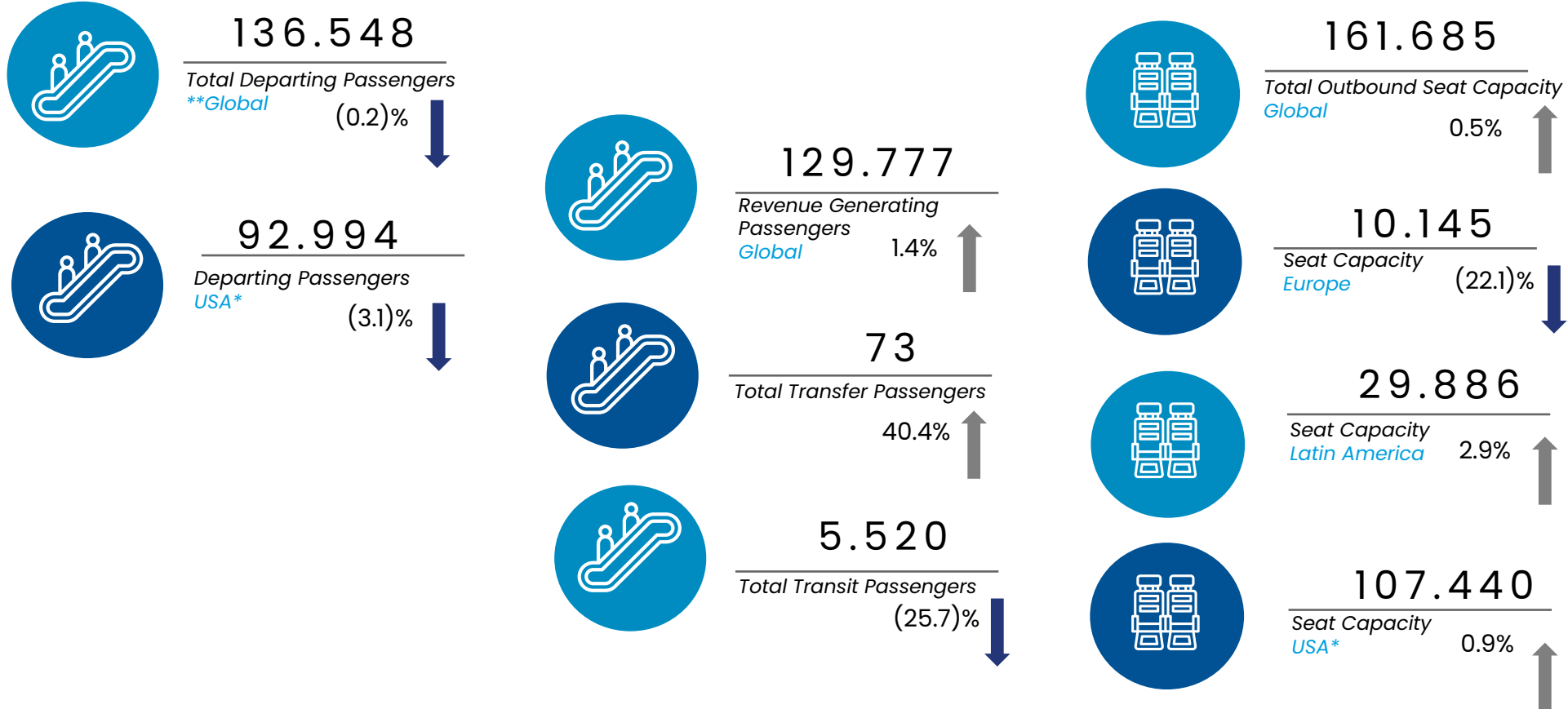


\*Excluding Transfer Passengers



# Air Passenger Market Analysis

June 2025



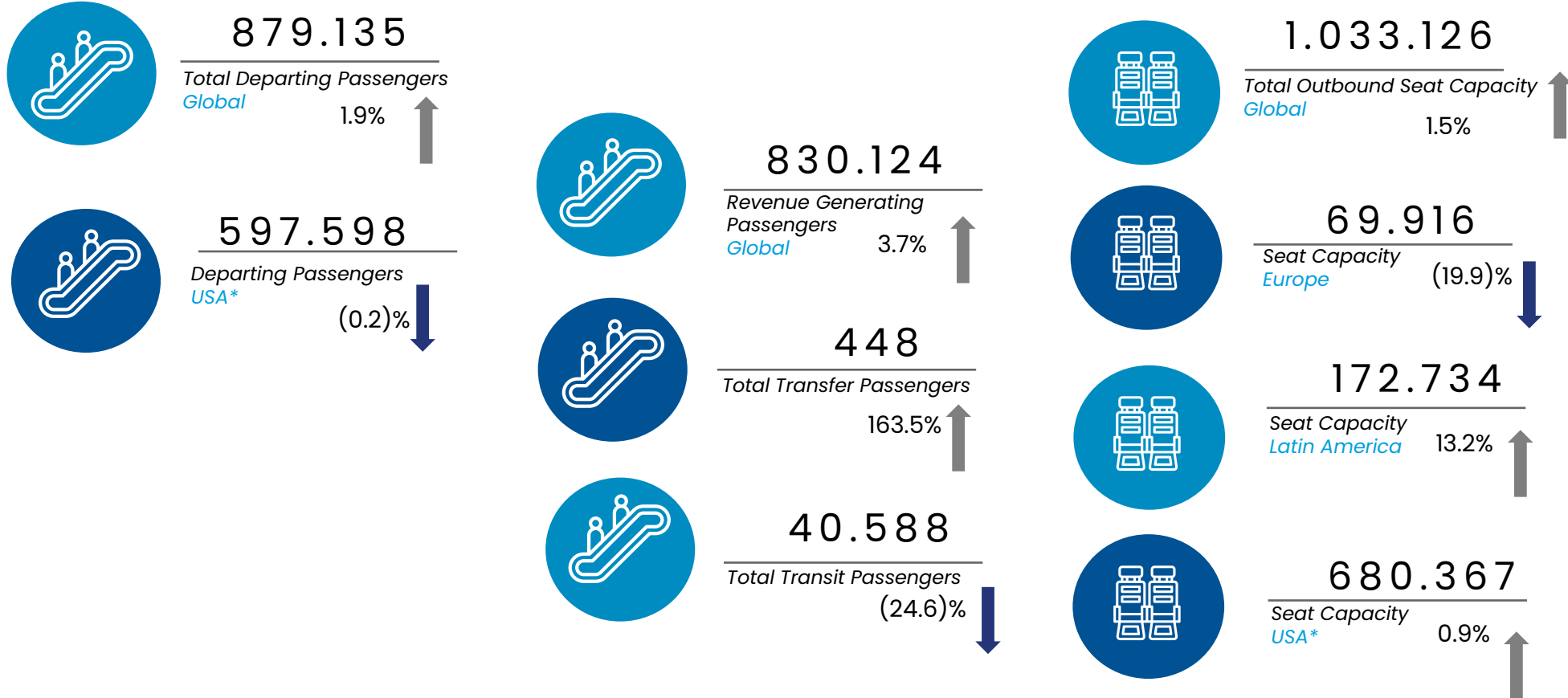
\*USA: Data Includes Non-Scheduled Charters, Tech Stops, and Military

\*\* Includes all passengers with exempted passenger-related charges

Source | Aruba Airport Authority – MoM June 2025 vs 2024

# Air Passenger Market Analysis

YTD June 2025



\*USA: Data Includes Non-Scheduled Charters, Tech Stops, and Military

\*\* Includes all passengers with exempted passenger-related charges

Source | Aruba Airport Authority – MoM June 2025 vs 2024

MONTHLY TRAFFIC STATISTICS

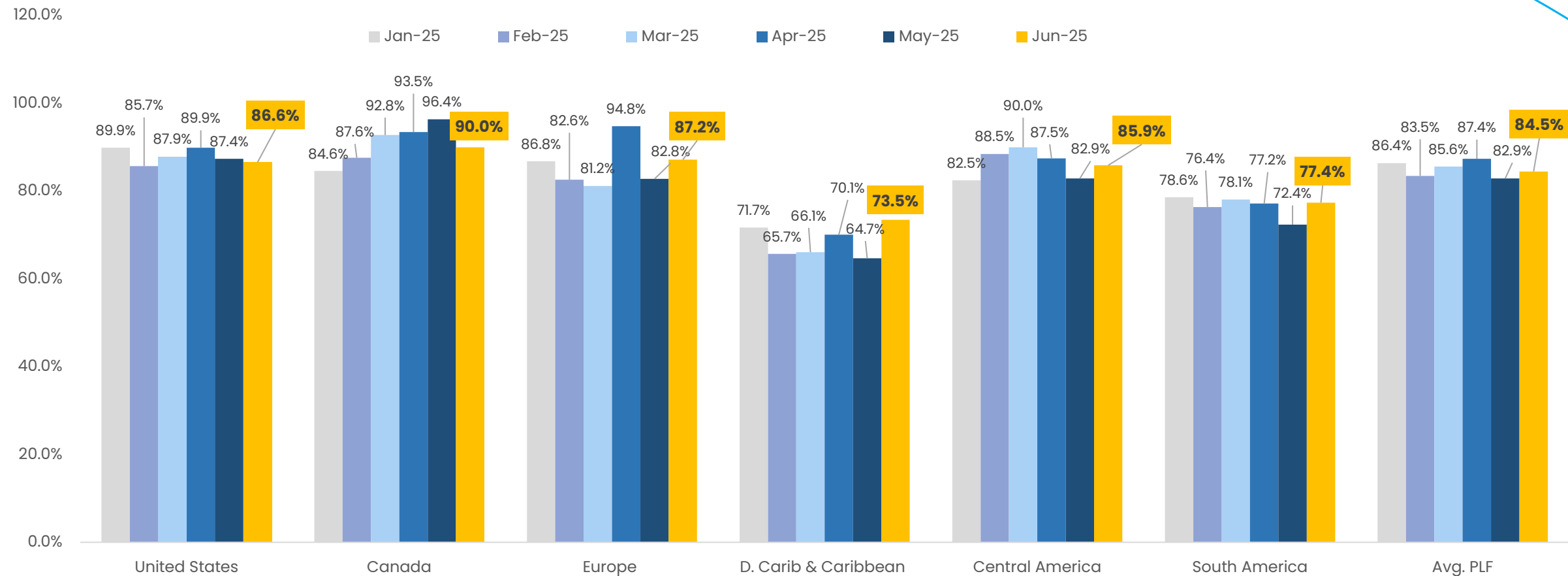
# Passenger Market Analysis

Passenger Load Factor (PLF)



# Passenger Load Factor (LF) By Region

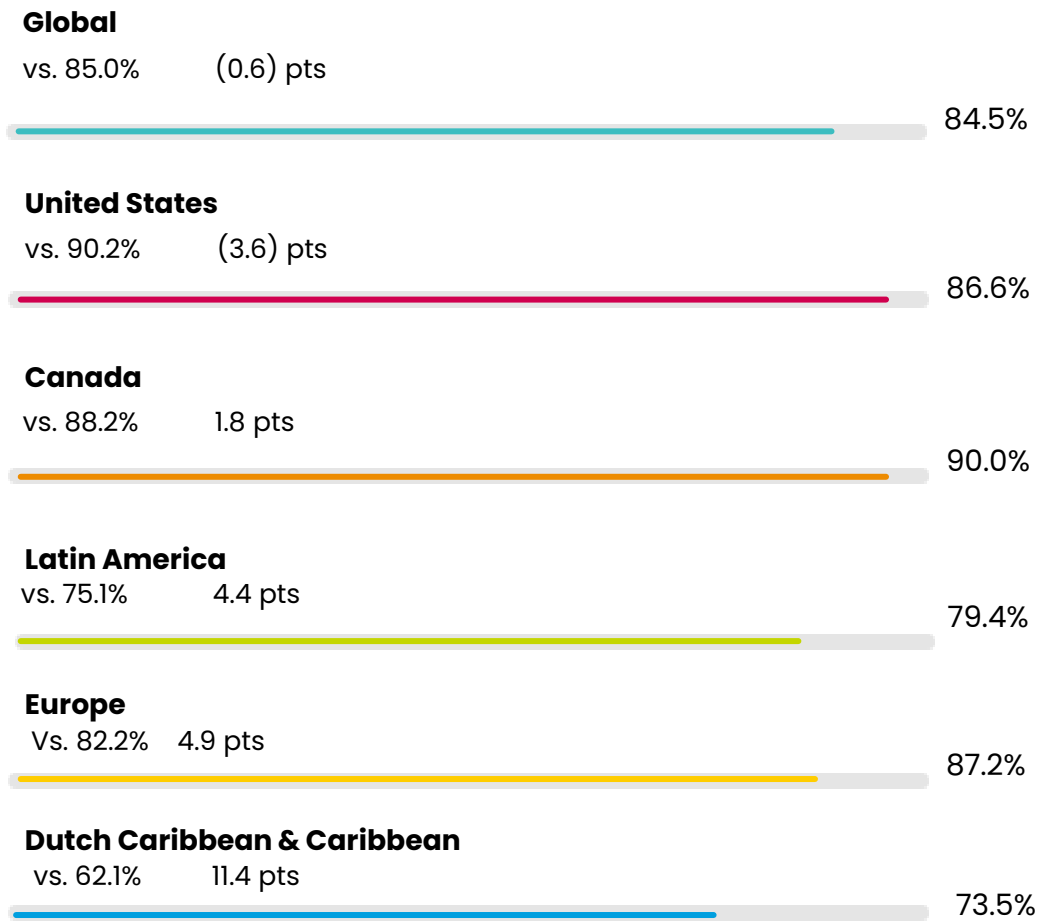
## YTD June 2025





# Passenger Load Factor (LF) By Region

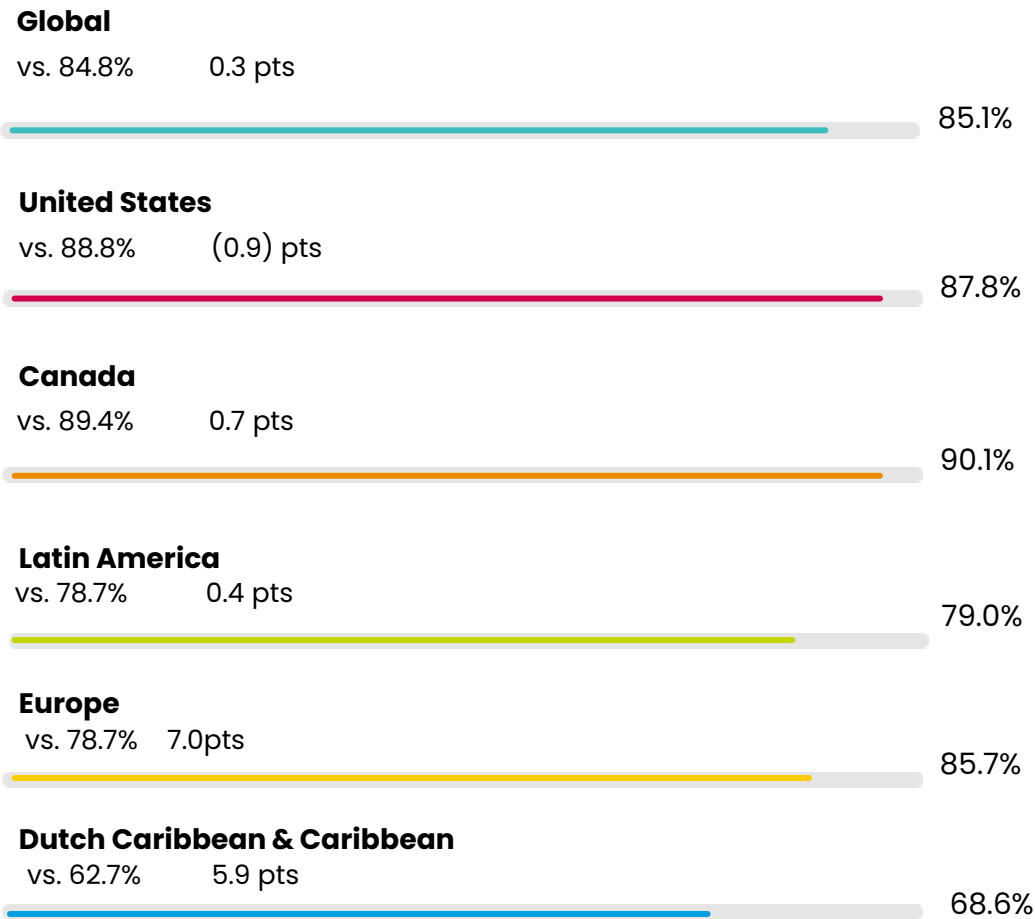
## June 2025 vs 2024





# Passenger Load Factor (LF) By Region

YTD June 2025 vs 2024



Source | Aruba Airport Authority – MoM June 2025 vs 2024



MONTHLY TRAFFIC STATISTICS

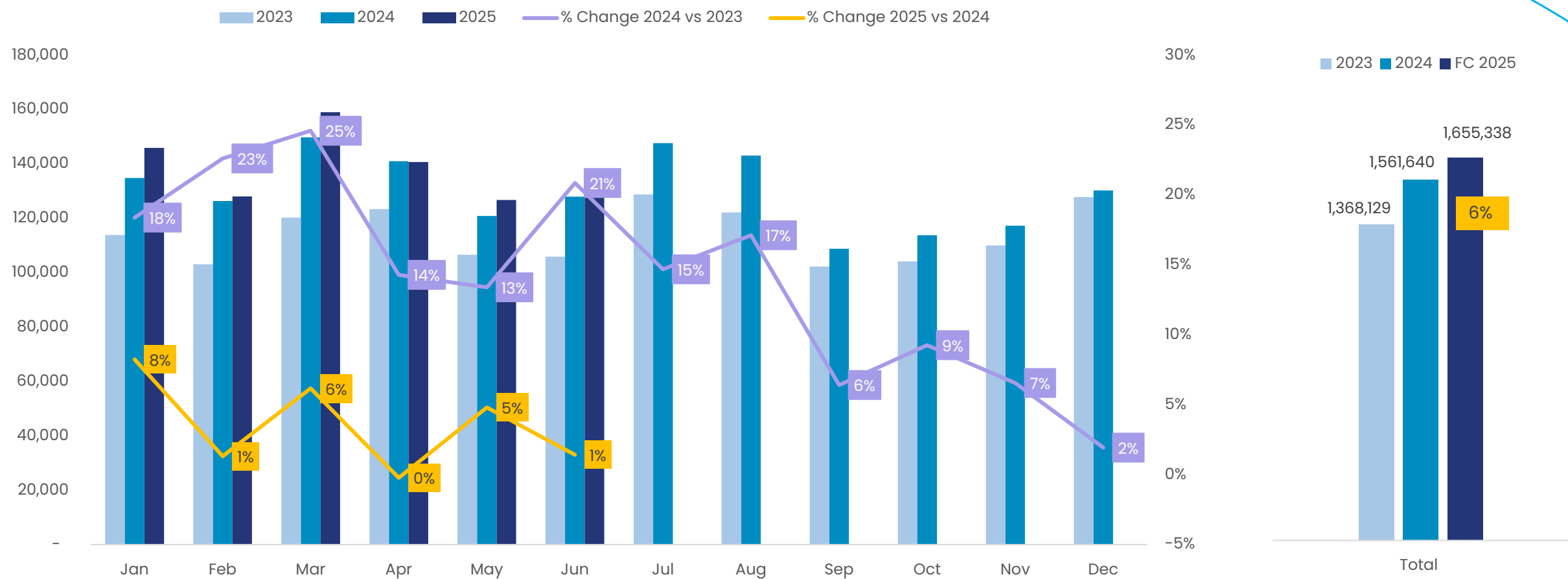
# Passenger Traffic Data

Revenue Generating Passengers  
(RGP)



# Revenue Generating Passengers (RGP) By Month

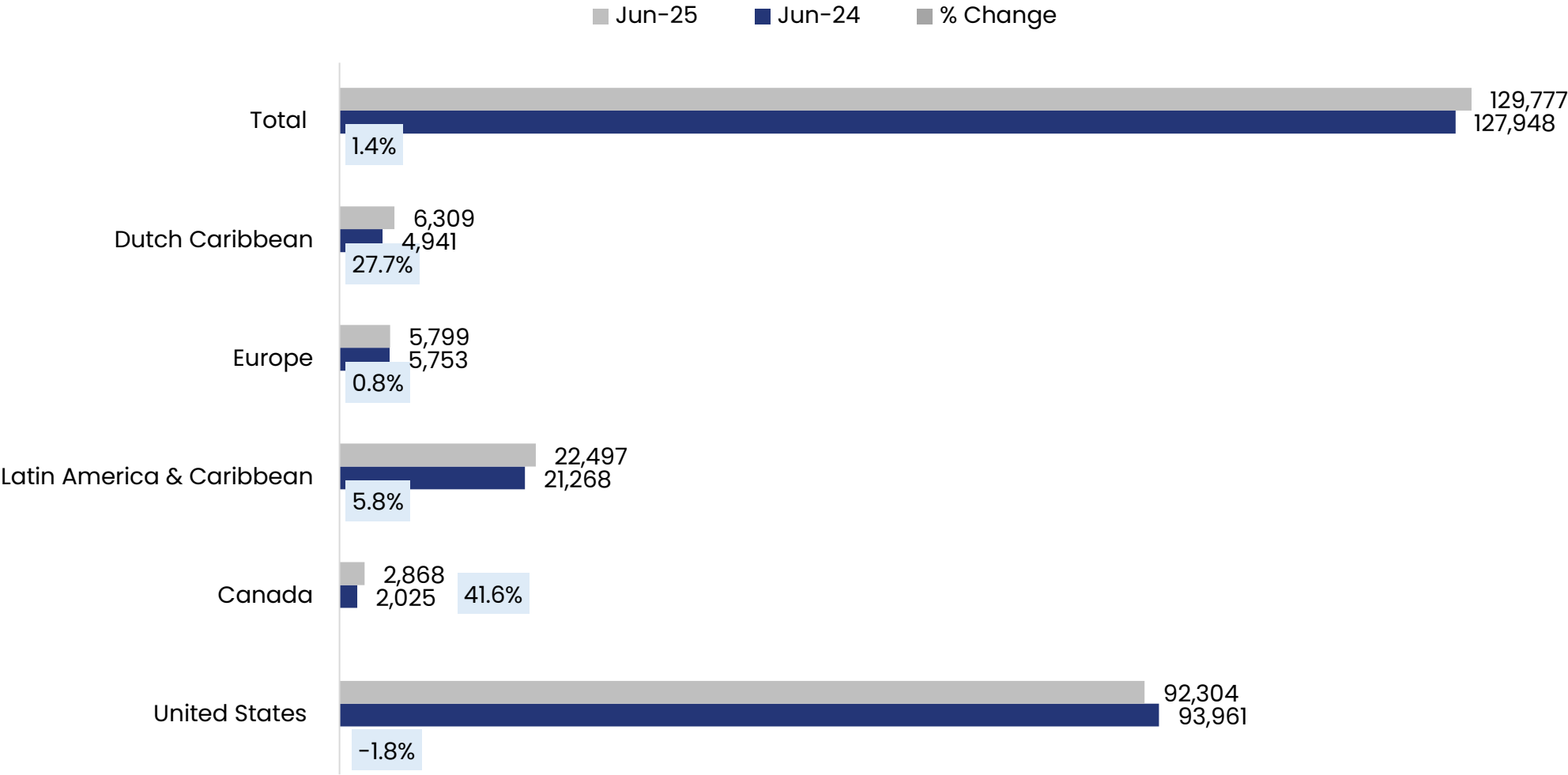
## 2025 vs 2024





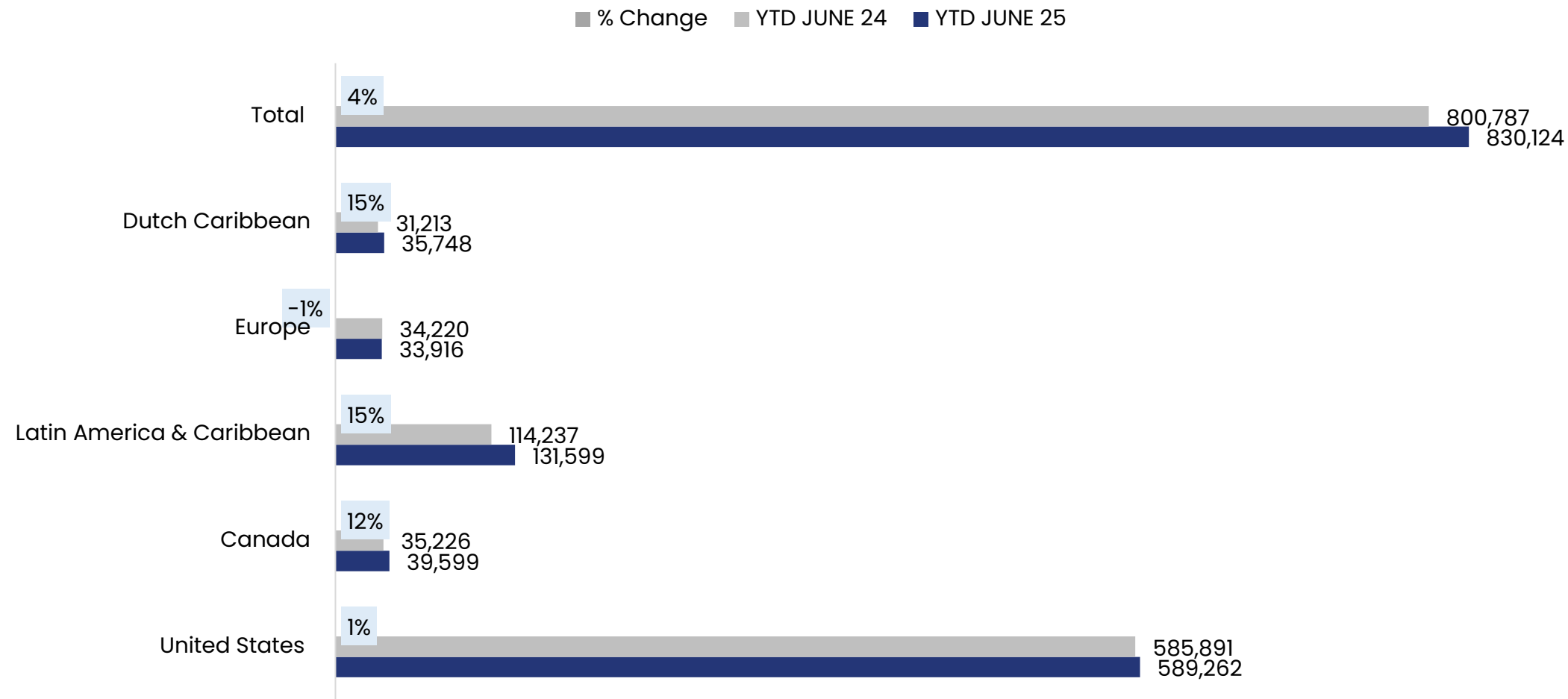
# Revenue Generating Passengers (RGP) By Month

## June 2025 vs 2024



# Revenue Generating Passengers (RGP) By Month

## YTD June 2025 vs 2024



MONTHLY TRAFFIC STATISTICS

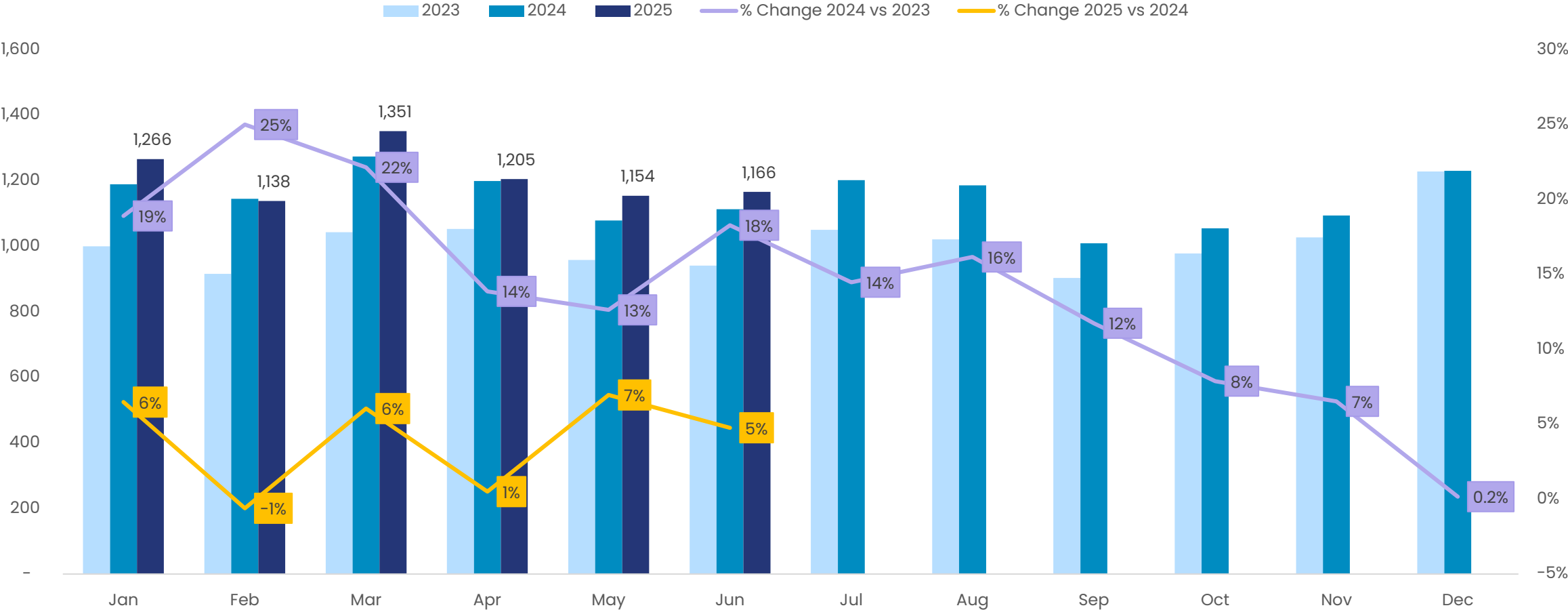
# Traffic Data Aircraft Movement

June 2025



# Aircraft Departures by Month (flights)

## June 2025 vs 2024





MONTHLY TRAFFIC STATISTICS

# Airline Market Analysis

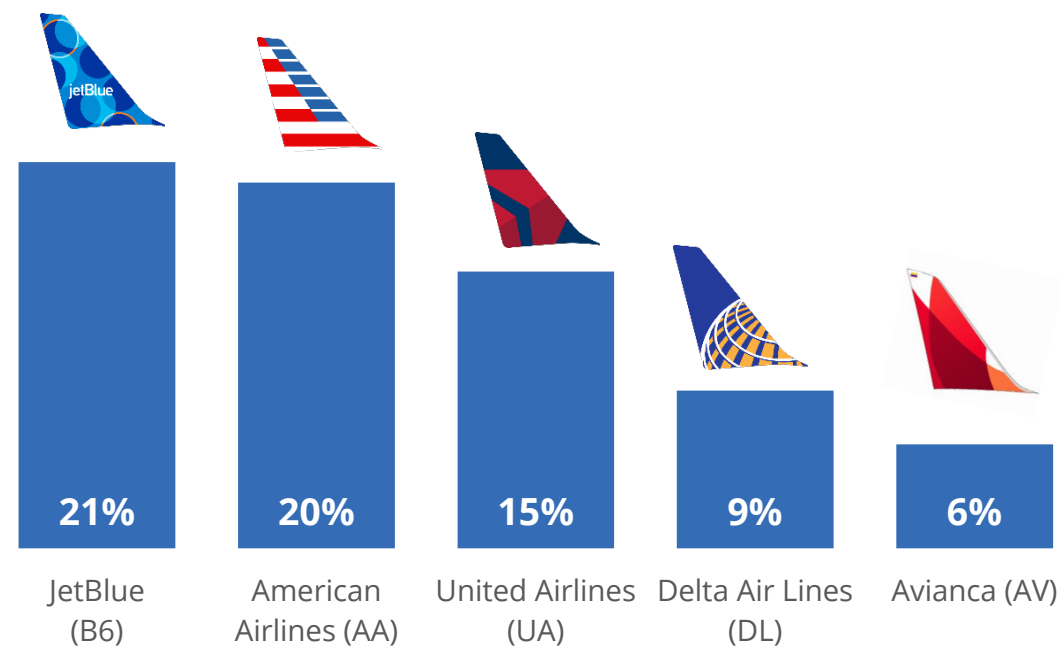
Market Share by Airline



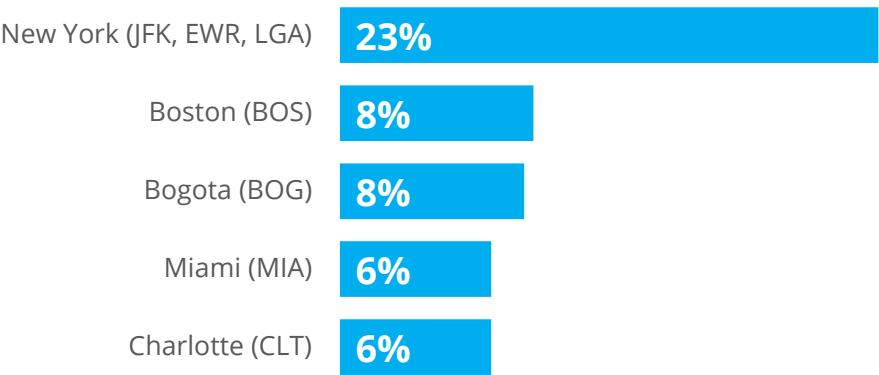
# Marketshare by Airline and Gateway

## June 2025

### AIRLINES BY PASSENGER REVENUE



### GATEWAYS BY SEAT CAPACITY



MONTHLY TRAFFIC STATISTICS


# Weekly Flight Schedule

Period: Summer 2025




**Note:** Flight schedules are subject to change without prior notice and should not be considered final

UNITED STATES

AIRLINE	DESTINATION	SUMMER PERIOD						
		Aug	Sept	Oct				
 American Airlines	MIAMI	14 Double Daily	14 Double Daily	14 Double Daily				
	CHARLOTTE	14 Double Daily	14 (+3) Double Daily	14 Double Daily				
	PHILADELPHIA	8 Daily and 2 <sup>nd</sup> SAT	1 SAT	7 (+6) Daily				
	CHICAGO SEASONAL SERVICE							
	LA GUARDIA – NEW YORK SEASONAL SERVICE							
	DALLAS SEASONAL SERVICE	1 SAT						



## UNITED STATES

AIRLINE	DESTINATION	SUMMER PERIOD						
		Aug	Sept	Oct				
<div>  </div>	NEWARK	14 Double Daily	14 Double Daily	14 Double Daily				
	HOUSTON (IAH)	7 (+5) Daily	1 SAT	2 SAT   SUN				
	WASHINGTON	7 Daily	1 SAT	2 SAT   SUN				
	CHICAGO SEASONAL SERVICE	2 SAT   SUN						
	NEWARK	14 Double Daily	14 Double Daily	14 Double Daily				


**Note:** Flight schedules are subject to change without prior notice and should not be

## UNITED STATES

AIRLINE	DESTINATION	SUMMER PERIOD						
		Aug	Sept	Oct				
jetBlue®	BOSTON	22 (+6) 3x Daily and 4 <sup>th</sup> on SAT	18 (+2) 2-MON   2-TUE   2-WED   2- THU   3-FRI   4- SAT   3-SUN	18 (+2) 2-MON   2-TUE   2-WED   2-THU   3-FRI   4-SAT   3- SUN				
	JFK – NEW YORK	29 (+6) 4x daily flights and 5x SAT	14 Double Daily	14 Double Daily				
	NEWARK	7 Daily	7 Daily	7 Daily				
DELTA	ATLANTA	7 Daily	7 Daily	7 Daily				
	JFK – NEW YORK	7 Daily	7 Daily	7 Daily				






**Note:** Flight schedules are subject to change without prior notice and should not be

UNITED STATES

AIRLINE	DESTINATION	SUMMER PERIOD						
		Aug	Sept	Oct				
	BOSTON SEASONAL SERVICE	SEASONAL SERVICE	SEASONAL SERVICE	SEASONAL SERVICE				
	MINNEAPOLIS SEASONAL SERVICE	SEASONAL SERVICE	SEASONAL SERVICE	SEASONAL SERVICE				



**Note:** Flight schedules are subject to change without prior notice and should not be considered final

### UNITED STATES

AIRLINE	DESTINATION	SUMMER PERIOD						
		Aug	Sept	Oct				
	BALTIMORE	3 (+1) MON   SAT   SUN	2 SAT   SUN	2 SAT   SUN				
	ORLANDO	7 Daily	7 Daily	7 Daily				
	FORT LAUDERDALE	3 THU   SAT   SUN	3 THU   SAT   SUN	3 THU   SAT   SUN				
	MIAMI (VIA CUR)	x	x	x				
	MINNEAPOLIS SEASONAL SERVICE							
	ATLANTA NEW ROUTE	1 SAT						

**Note:** Flight schedules are subject to change without prior notice and should not be considered final

### CANADA

AIRLINE	DESTINATION	SUMMER PERIOD						
		Aug	Sept	Oct				
 AIR CANADA	TORONTO (NO SERVICES SUMMER SEASON)							
 WESTJET	TORONTO	5 2- MON   TUE   THU   SAT	3 MON   TUE   SAT	4 MON   TUE   THU   SAT				




### EUROPE

 KLM	AMSTERDAM (VIA BON)	7 Daily	7 Daily	7 Daily				
 TUI	AMSTERDAM (VIA CUR)	2 MON   FRI	2 MON   FRI	2 MON   FRI				



**Note:** Flight schedules are subject to change without prior notice and should not be considered final

### LATIN AMERICA

AIRLINE	DESTINATION	SUMMER PERIOD						
		Aug	Sept	Oct	Nov	Dec		
 Avianca	BOGOTA	14 (+3) Double Daily	14 (+3) Double Daily	14 (+3) Double Daily				
 Copa Airlines	PANAMA	10 Daily and 2 <sup>nd</sup> MON   THU   SUN	10 Daily and 2 <sup>nd</sup> MON   THU   SUN	10 Daily and 2 <sup>nd</sup> MON   THU   SUN				
 SURINAM AIRWAYS	PARAMARIBO (VIA CUR)	2 MON   FRI	2 MON   FRI	2 MON   FRI				




**Note:** Flight schedules are subject to change without prior notice and should not be considered final

### LATIN AMERICA

AIRLINE	DESTINATION	SUMMER PERIOD						
		Aug	Sept	Oct				
wingo	BOGOTA	3 TUE   THU   SUN	2 THU   SUN	2 THU   SUN				
	MEDELLIN	4 MON   WED   FRI   SUN	3 WED   FRI   SUN	3 WED   FRI   SUN				
	CALI SEASONAL SERVICE	2 THU   SUN						
LATAM AIRLINES	LIMA	5 MON   WED   THU   SAT   SUN	5 MON   WED   THU   SAT   SUN	5 MON   WED   THU   SAT   SUN				
GOL	GUARULHOS, BR	3 MON   WED   SAT	2 WED   SAT	2 WED   SAT				

**Note:** Flight schedules are subject to change without prior notice and should not be considered final

### DUTCH CARIBBEAN

AIRLINE	DESTINATION	Q3-Q4 PERIOD						
		Aug	Sept	Oct				
	CURACAO	46 8-MON   4-TUE   4-WED   8-THU   8-FRI   7-SAT   7-SUN	47 8-MON   4-TUE   4-WED   8-THU   8-FRI   8-SAT   7-SUN	46 8-MON   4-TUE   4-WED   8-THU   8-FRI   7-SAT   7-SUN				
	CURACAO	8 2-MON   2-WED   2-FRI   2-SUN	8 2-MON   2-WED   2-FRI   2-SUN	8 2-MON   2-WED   2-FRI   2-SUN				
	BONAIRE	3 TUE   WED   THU	3 TUE   WED   THU	3 TUE   WED   THU				
	SINT MAARTEN (VIA CUR)	7 Daily	7 Daily	7 Daily				

**Note:** Flight schedules are subject to change without prior notice and should not be considered final

### CARIBBEAN

AIRLINE	DESTINATION	SUMMER PERIOD						
		Aug	Sept	Oct				
	ST. DOMINGO (SDQ)	1 WED	1 WED	1 WED				
	ST. DOMINGO (JBQ)	2 WED   SUN	2 WED   SUN	2 WED   SUN				
	ST. DOMINGO (SDQ) (VIA CUR)	2 WED   SUN	2 WED   SUN	2 WED   SUN				

## MONTHLY TRAFFIC STATISTICS



LET'S STAY CONNECTED

For any questions related to the report and/or additional information requests please contact

Jo-Anne Arends  
Aviation Business Development Executive  
[j.arends@airportaruba.com](mailto:j.arends@airportaruba.com)

